

# 30 Years of Polling On Crimes, Violence, Terrorism & Social Evils 1980-2010

## Perceptions and Fears of the Pakistani Public



A Gallup Pakistan Report





# 30 YEARS OF POLLING ON CRIMES, VIOLENCE, TERRORISM & SOCIAL EVILS

(1980-2010)

PERCEPTIONS AND FEARS OF PAKISTANI  
PUBLIC

(NOT FOR PUBLIC RELEASE OR PUBLICATION)

*January 6, 2011*



**Disclaimer:** Gallup Pakistan is not related to Gallup Inc. headquartered in Washington D.C. USA. We require that our surveys be credited fully as Gallup Pakistan (not Gallup or Gallup Poll). We disclaim any responsibility for surveys pertaining to Pakistani public opinion except those carried out by Gallup Pakistan, the Pakistani affiliate of Gallup International Association. For details on Gallup International Association see website: [www.gallup-international.com](http://www.gallup-international.com)



## CAUTION:

### **THIS IS A PRELIMINARY DRAFT**

We are in the process of reviewing, cross-checking and revising/editing the material presented here. Please feel free to use the revised version for any research and teaching purpose.

### **DISCLAIMER**

**The data pertain to 30 years of polling work. We have made much effort to standardize the samples and question wording wherever comparisons are made across years. However it still leaves room for improvement. We will join our readers in bringing greater refinement in all stages of research as we look ahead to future work on the same subjects.**

### **LOOKING BACK AND LOOKING AHEAD**

The basic purpose of this Report is to start a meaningful debate on the issue of Polling Research on Society, Crimes and Violence in Pakistan and identify avenues of further improvement. We admit that during the last 30 years we often asked inappropriate questions or did not maintain a time series as we should have. Moreover, our questions were not always informed by Relevant Experts knowledge. Hopefully in the future, we will frame more 'informed questions' in a more 'informed framework'.

While recognizing its limitations, what we have and present here, provides approximations to Perceptions on a wide variety of Social issues, which may otherwise be unavailable in a scientific fashion.

We present this to generate a constructive debate between Sociologists, Anthropologists and related Professionals working on Social Issues and Survey Researchers. The two can join hands to produce valuable Research and teaching materials for Concerned Professionals.

**Note:** For more details on Methodology please refer to the Methodology Section



## Table of Contents

<b>PART 1:</b>	<b>VIEWS ON CRIMES, VIOLENCE AND TERRORISM</b>	
SECTION 1:	VIEWS ON CRIMES	5
SECTION 2:	VIEWS ON VIOLENCE AND SECURITY	19
SECTION 3:	VIEWS ON LAW AND ORDER	28
SECTION 4:	VIEWS ON TERRORISM	40
SECTION 5:	VIEWS ON SPECIFIC EVENTS OF TERRORISM/CRIMES (Selected)	50
<b>PART 2:</b>	<b>VIEWS ON SOCIAL EVILS</b>	
SECTION 1:	VIEWS ON CORRUPTION	67
SECTION 2:	VIEWS ON ADDICTION	91
<b>METHODOLOGY</b>		121

**Note:** For more details on Methodology please refer to the Methodology Section



PART 1:

**VIEWS ON CRIMES, VIOLENCE AND TERRORISM**

- Section 1: Views on Crimes
- Section 2: Views on Violence and Security
- Section 3: Views on Law and Order
- Section 4: Views on Terrorism
- Section 5: Views on specific events of Terrorism/Crimes (Selected)

**Note:** For more details on Methodology please refer to the Methodology Section



PART 1:

**VIEWS ON CRIMES,  
VIOLENCE AND TERRORISM**

Section 1: Views on Crimes



## PERCEPTIONS ON CRIMES

### PERSONAL EXPERIENCE?

**Question:** Has anyone of your household experienced any kind of torture / violence?

*Percent of Respondents*

Firing	6%
Dacoit/theft	6%
Police torture	5%
Kidnapping	2%
Bomb blast / Murder	4%
Domestic violence	3%
Child abuse	1%
No torture/ Violence	73%

**Source:** Gallup & Gilani / National Survey 2005

**Note:** For more details on Methodology please refer to the Methodology Section



## PERCEPTIONS ON CRIMES

### PERSONAL EXPERIENCE?

#### A PICTURE FROM NEARLY 30 YEARS BACK!

**Question:** In the last one year, God Forbid, have you or another member of your household experienced any act of theft, robbery or any other crime? (*Only those who say yes to each crime are shown*)

#### Comparative Data

*Percent of Respondents*

	1982	1983	1984
Theft/Robbery/Animal theft	17%	21%	14%
Fraud	8%	8%	7%
Kidnapping	2%	4%	3%
Murder	5%	6%	4%

**Source:** Gallup & Gilani / National Survey 1982, 1983, 1984

**Note:** Caution should be taken while interpreting comparative data. Please read the note on Comparative Data in Methodology

**Note:** For more details on Methodology please refer to the Methodology Section

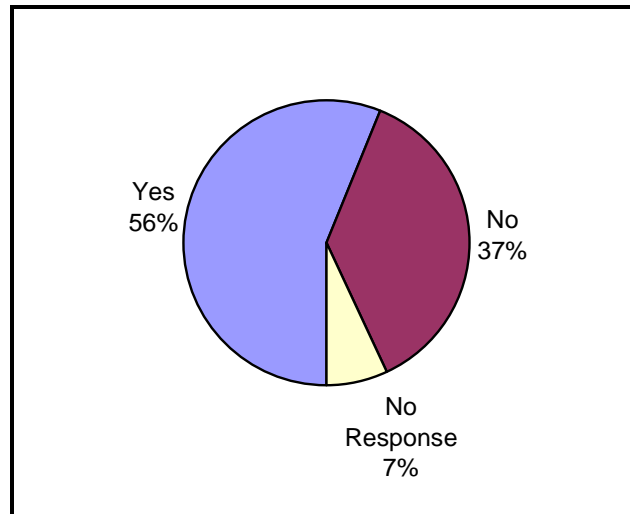




## VIEWS ON CRIMES

### DO PEOPLE INFORM POLICE?

**Question:** Was the Police informed about this crime? (*Only those who have experienced a crime*)



Gallup & Gilani / National Survey 2000

### Comparative Data

	<i>Percent of Respondents</i>	
	1995	2000
Yes	47%	56%
No	53%	37%
No Response	-	7%

**Source:** Gallup & Gilani / National Survey 1995, 2000

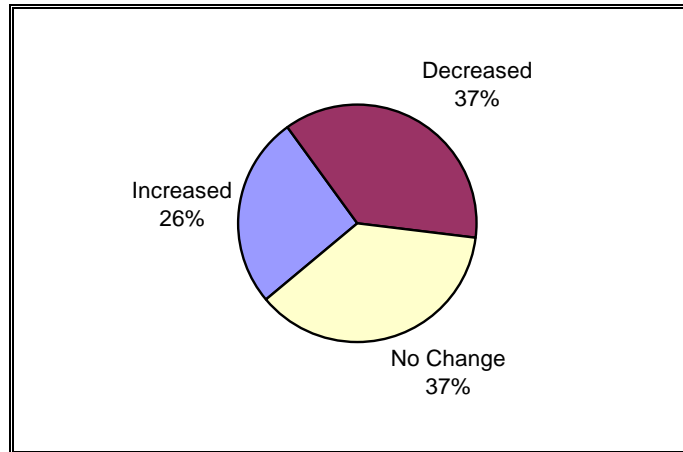
**Note:** Caution should be taken while interpreting comparative data. Please read the note on Comparative Data in Methodology

**Note:** For more details on Methodology please refer to the Methodology Section



## VIEWS ON RATE OF CRIMES

**Question:** Has the rate of theft and disorder increased or decreased or remained the same over the **last year in your area/ neighborhood?**



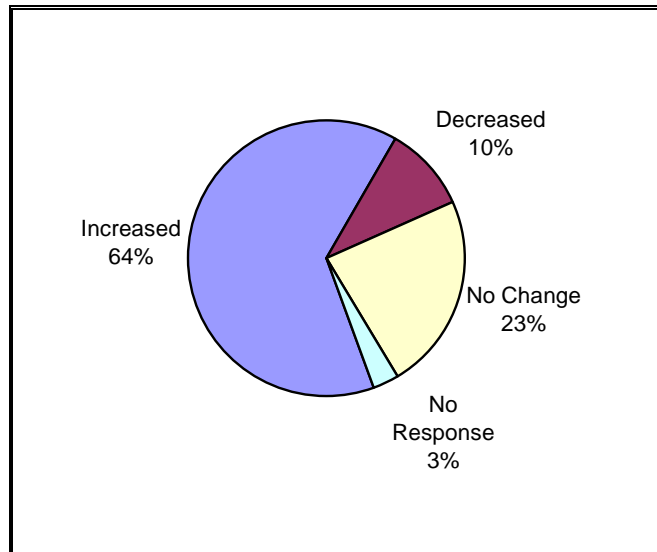
Gallup & Gilani / National Survey 2009

**Note:** For more details on Methodology please refer to the Methodology Section



### IEWS ON RATE OF CRIMES

**Question:** In your view has the rate of crimes increased, decreased or remained the same over **last few months**?



Gallup & Gilani / National Survey 2009

### Comparative Data

*Percent of Respondents*

	<b>1980</b>	<b>2009</b>
Increased	24%	64%
Decreased	44%	10%
No Change	22%	23%
Don't Know/ No Response	10%	3%

**Source:** Gallup & Gilani / National Survey 1980 and 2009

**Note:** Caution should be taken while interpreting comparative data. Please read the note on Comparative Data in Methodology

*Proportion of people who say the rate of crimes has increased has increased tremendously in last three decades; 24% said so in 1980 and 64% in 2009*

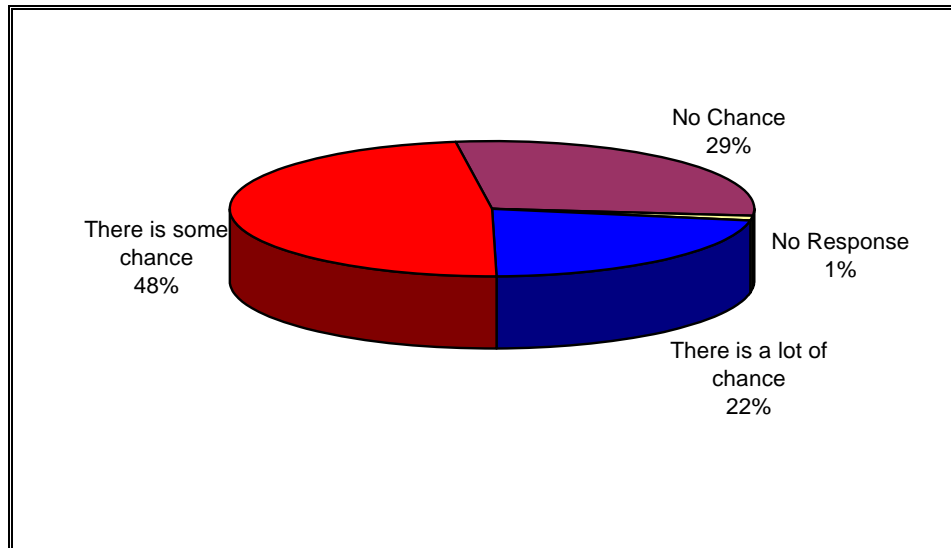
**Note:** For more details on Methodology please refer to the Methodology Section



## VIEWS ON CRIMES

### FEAR OF MISHAP / CRIME

**Question:** Do you think if a person has to go out on **foot late at night** in your area and walk a few meters; is there any chance that he will meet some kind of untoward incident?



**Source:** Gallup & Gilani / National Survey, 2009

### Comparative Data

*Percent of Respondents*

	1991	1992	1995	2002	2003	2009
A lot of Chance	26%	18%	26%	28%	45%	22%
Some Chance	37%	49%	35%	46%	39%	48%
No Chance	23%	27%	29%	26%	6%	29%
No Response/ Don't Know	14%	6%	10%	-	10%	1%

**Source:** Gallup & Gilani / National Survey, 1991, 1992, 1995, 2002, 2003 and 2009

**Note:** Caution should be taken while interpreting comparative data. Please read the note on Comparative Data in Methodology

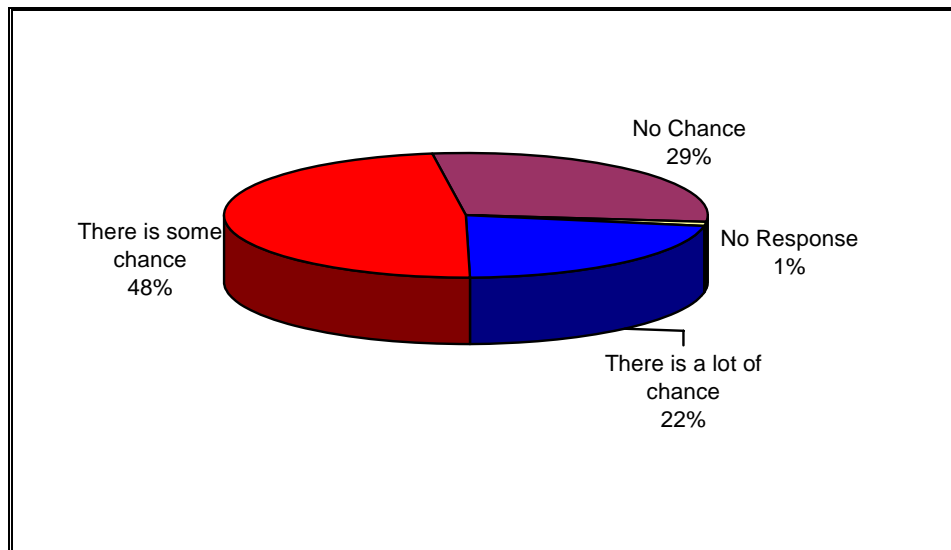
**Note:** For more details on Methodology please refer to the Methodology Section



### VIEWS ON CRIMES

#### FEAR OF MISHAP / CRIME

**Question:** If someone **leaves his house alone and locked** and goes away for a few days in your area, what is the chance that an untoward event would occur?



Gallup & Gilani / National Survey, 2009

#### Comparative Data

	<i>Percent of Respondents</i>			
	<b>1991</b>	<b>1992</b>	<b>2002</b>	<b>2009</b>
A lot of Chance	30%	20%	27%	22%
Some Chance	37%	37%	40%	48%
No Chance	17%	17%	29%	29%
No Response/ Don't Know	16%	26%	4%	1%

**Source:** Gallup & Gilani / National Survey 1991, 1992, 2002, 2009

**Note:** Caution should be taken while interpreting comparative data. Please read the note on Comparative Data in Methodology

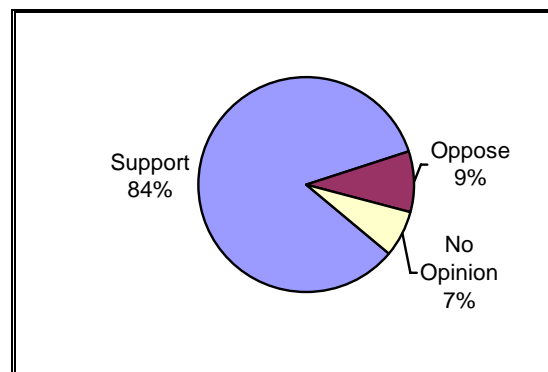
**Note:** For more details on Methodology please refer to the Methodology Section



## VIEWS ON CRIMES

### SHOULD CRIMES BE PUNISHED QUICKLY?

**Question:** Recently the government has passed a law that the courts should not delay their judgment on certain serious crimes and should decide them within a month. Some people support this while others oppose and say that justice cannot be dispensed in a hurry. **Do you support or oppose the new law about speedy judgment?**



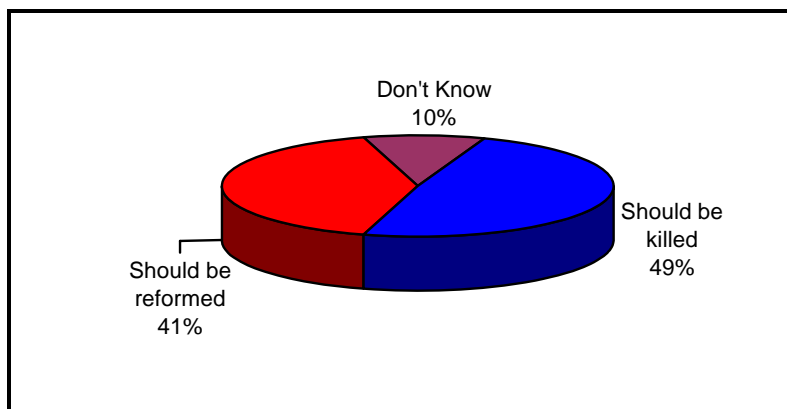
Gallup & Gilani / National Survey 1991



## VIEWS ON CRIMES

### VIEWS ON HOW TO DEAL WITH CRIMINALS?

**Question:** Some people say that all those people who are spreading evil in the country should be **killed** whereas other say that they also have a right to live and they should be allowed to live and should be **reformed**. What do you think?



**Source:** Gallup & Gilani / National Survey, 2007

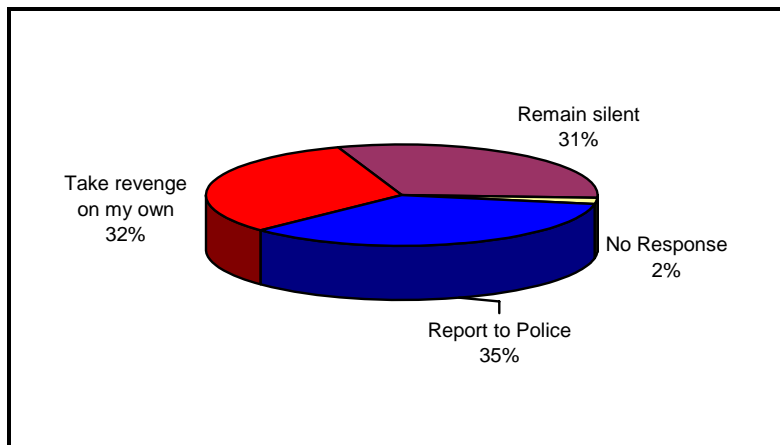
**Note:** For more details on Methodology please refer to the Methodology Section



## VIEWS ON CRIMES

### HOW PEOPLE RESPOND TO BAD ACTS?

**Question:** God forbid, if some one does **something wrong to you** (e-g. violence or fraud) how will you respond to it?



**Source:** Gallup & Gilani / National Survey, 2005

*Only 35% say they would inform police about a mishap.*

**Note:** For more details on Methodology please refer to the Methodology Section





## VIEWS ON CRIMES

### HOW PEOPLE RESPOND TO BAD ACTS?

**Question:** If you find a person involved in some **illegal activity** which can be harmful for the society and country, which of the following things will you do?  
**(Urban only)**

*Percent of Respondents*

	<b>2000</b>
Inform Police	45%
Forbid him yourself	29%
Remain Silent	25%
Others/ No Response	1%

**Source:** Gallup & Gilani / National Survey 2000

*In this urban only sample, 45% say they would inform Police about an illegal activity.*

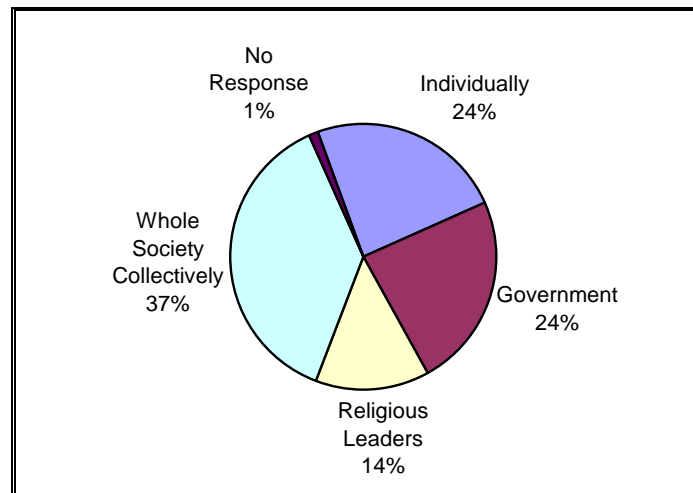
**Note:** For more details on Methodology please refer to the Methodology Section



## VIEWS ON CRIMES

### WHO SHOULD ELIMINATE EVILS FROM SOCIETY?

**Question:** In your opinion who is responsible for eliminating evils from society i.e. **who should come forward to play this role?**



Gallup & Gilani / National Survey 2009

*Most people (38%) think that reformation of society is a responsibility of the society collectively. 24% think individuals can reform on their own and 24% consider Government to be responsible for reformation. Only 14% say that religious leaders should play their role in particular.*

**Note:** For more details on Methodology please refer to the Methodology Section



## IEWS ON CRIMES

### HOW TO ELIMINATE EVILS FROM SOCIETY?

**Question:** In your opinion what measures should be taken in order to eliminate evil from society?

	<i>Percent of Respondents</i>
By force	22%
By lectures, sermons etc	30%
Through media	25%
Through elders	19%
Others	2%
No Response	2%

Gallup & Gilani / National Survey 2009

*It is interesting to note that only 22% say that society can be reformed by force. All others are in favor of other means e.g. education through sermons, media, elders of the society etc.*

**Note:** For more details on Methodology please refer to the Methodology Section



PART 1:

# **VIEWS ON CRIMES, VIOLENCE AND TERRORISM**

Section 2: Views on Violence and Security



## PERCEPTIONS ON VIOLENCE

### PERSONAL EXPERIENCE?

**Question:** Have you experienced any Violence in your area?

<i>Those who say YES</i>	12%
<b>NO</b>	88%

**Source:** Gallup & Gilani / National Survey 2005

**Question:** If you experienced violence, what was its **reason**?\*

*Percent of Respondents\*\**

Ignorance	29%
Family Tensions	14%
No control of Police	18%
Religious Extremism	8%
Poverty	7%
Don't Know / No Response	31%

**Source:** Gallup & Gilani / National Survey 2005

\* Only those who claim to have experienced any form of violence

\*\* Multiple Response Question. Responses might not add to 100%

**Note:** For more details on Methodology please refer to the Methodology Section



## PERCEPTIONS ON SECURITY

### DO PEOPLE FEEL INSECURE?

**Question:** How **insecure** do you consider yourself with respect to following aspects of your life?

#### Comparative Data

	<i>Percent of Respondents</i>	
	Only those who feel very insecure 2005	Only those who feel very insecure 2009
Regarding <b>Personal Life</b>	8%	24%
Regarding <b>Family</b>	7%	19%
Regarding <b>Employment / Job</b>	16%	20%
Regarding <b>Property</b>	5%	12%

**Source:** Gallup & Gilani / National Survey 2005, 2009

**Note:** Caution should be taken while interpreting comparative data. Please read the note on Comparative Data in Methodology

**Note:** For more details on Methodology please refer to the Methodology Section



## WHAT MAKES PEOPLE FEEL SECURE?

**Question:** Considering the last five years, please mention what factors have increased your sense of security?

*Percent of Respondents\**

More Jobs	18%
Better education	12%
End of terrorism	5%
None	10%
<b>Don't Know / No Response**</b>	<b>73%</b>

**Source:** Gallup & Gilani / National Survey 2002

\* Multiple Response Question. Responses might not add to 100%

\*\* A very large percentage (73%) are unable to give any answer. A better question formulation is needed

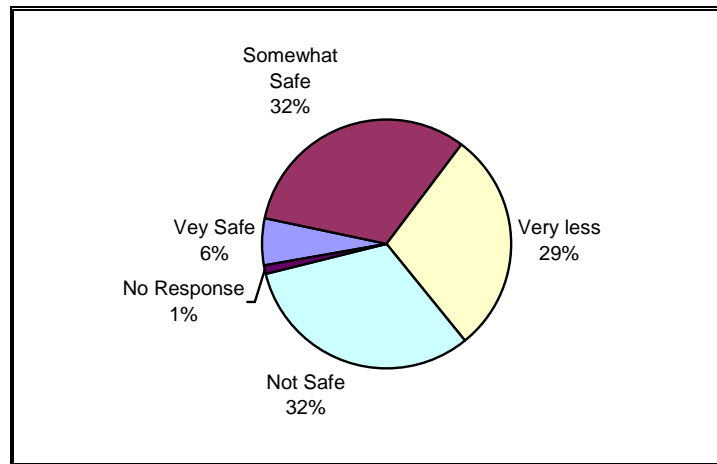
**Note:** For more details on Methodology please refer to the Methodology Section



## PERCEPTIONS ON SECURITY

### DO PEOPLE FEEL SECURE/ SAFE?

**Question:** Considering the current situation, how **safe** do you consider yourself to be?



Gallup & Gilani / National Survey 2009

*Considering the security problems in 2009 in the country, only 38% reported that they feel secure at one time of the year. Please note that such perceptions vary with changing current events.*

**Note:** For more details on Methodology please refer to the Methodology Section

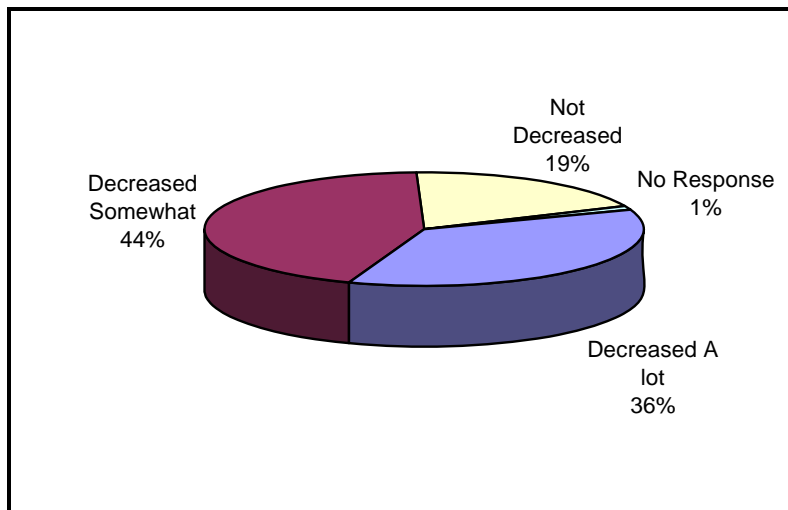




## PERCEPTIONS ON SECURITY

### DOES POOR SECURITY AFFECT YOUR DAILY LIFE?

**Question:** Recently, due to rising threats to security how much have **your activities** e.g. going to market or eating out etc **decreased**?



Gallup & Gilani / National Survey 2009

*These are perceptions of people at one random month of the year. Such perceptions change with changing events in the country*

**Note:** For more details on Methodology please refer to the Methodology Section



## THREATS FACED BY PEOPLE

**Question:** Please point out **any five threats** that you have faced?\*

*Percent of Respondents\**

Unemployment	10%
Terrorism	10%
Inflation	7%
Illness	7%
Accidents	6%
Death	5%
Fighting	5%
None	8%
Don't Know / No Response	45%

**Source:** Gallup & Gilani / National Survey 2005

\* Multiple Response Question. Responses might not add to 100%

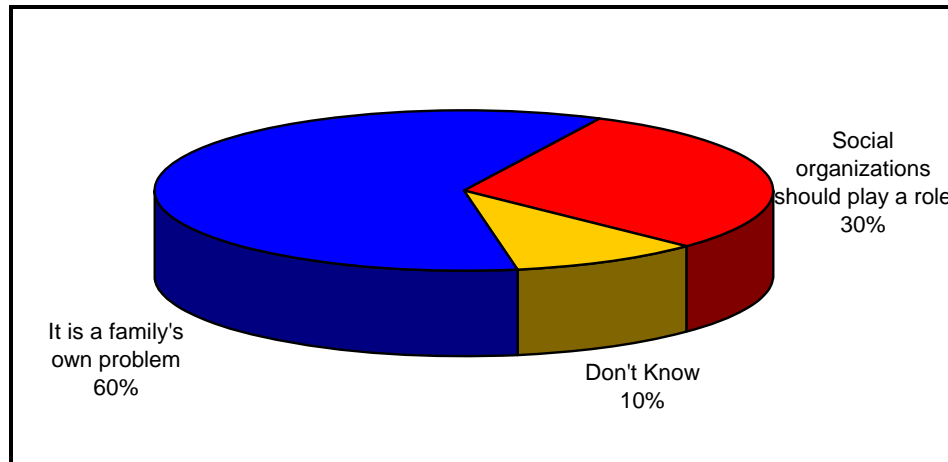
A very large percentage (45%) is unable to give any answer. A better question formulation is needed

**Note:** For more details on Methodology please refer to the Methodology Section



## PERCEPTIONS ON DOMESTIC VIOLENCE

**Question:** In your view is domestic violence a family's personal problem or should media and social organizations be involved it?



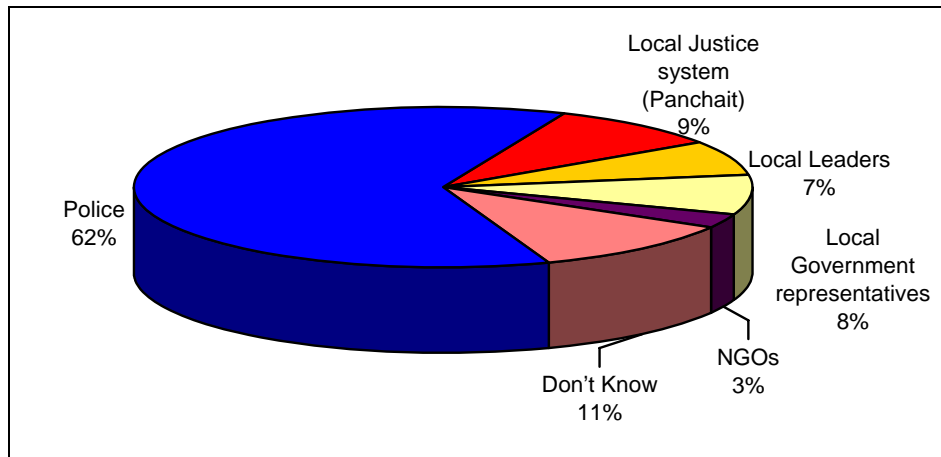
**Source:** Gallup & Gilani / National Survey, 2005

**Note:** For more details on Methodology please refer to the Methodology Section



## HELP SEEKING IN CASE OF VIOLENCE

**Question:** If God forbid, you experience any kind of violence, which institution will you resort to for help seeking?



**Source:** Gallup & Gilani / National Survey, 2005

**Note:** For more details on Methodology please refer to the Methodology Section



PART 1:

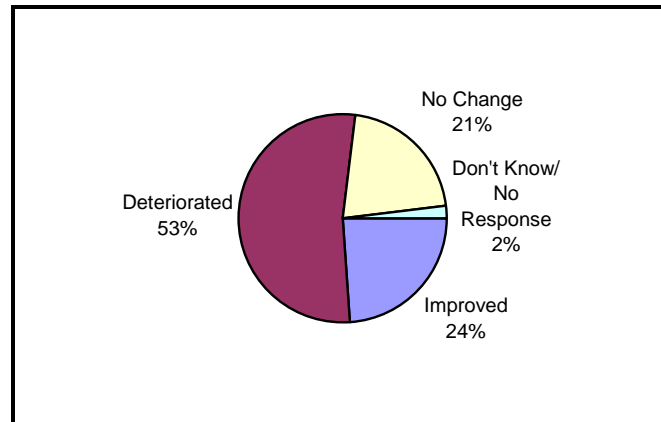
# **VIEWS ON CRIMES, VIOLENCE AND TERRORISM**

Section 3: Views on Law and Order



## VIEWS ON LAW AND ORDER SITUATION

**Question:** In your view has the law and order situation improved, deteriorated or remained the same over the recent times?



Gallup & Gilani / National Survey 2009

**Note:** Please note that this is public perception at one random month of the year. Such perceptions might be very varied across the year in light of the changing security situation in the country.

### Comparative Data

	<i>Percent of Respondents</i>	
	2002	2009
Improved	34%	24%
Deteriorated	25%	53%
No change	40%	21%
No response	1%	2%

Gallup & Gilani / National Survey 2002, 2009

**Note:** Caution should be taken while interpreting comparative data. Please read the note on Comparative Data in Methodology

**Note:** For more details on Methodology please refer to the Methodology Section



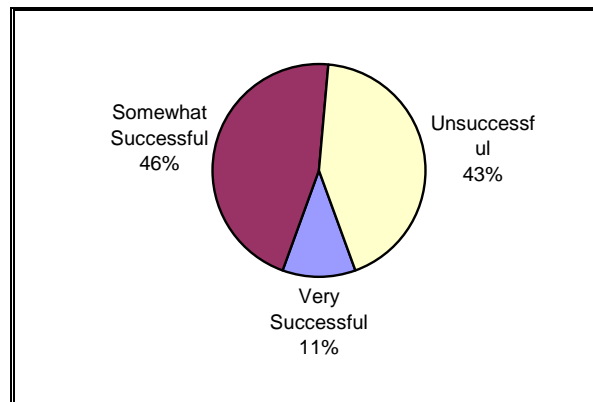
## VIEWS ON LAW AND ORDER SITUATION

(YEAR 2000)

These are views from Year 2000. They might not be relevant today but are presented as Historical Data on Law and Order problems in the Country

### PERFORMANCE OF THE GOVERNMENT?

**Question:** In your view, how successful has the **current Government** been to tackle problem of law and order in the country in the last one year? (Urban Only)



Gallup & Gilani / National Survey 2000

**Note:** For more details on Methodology please refer to the Methodology Section



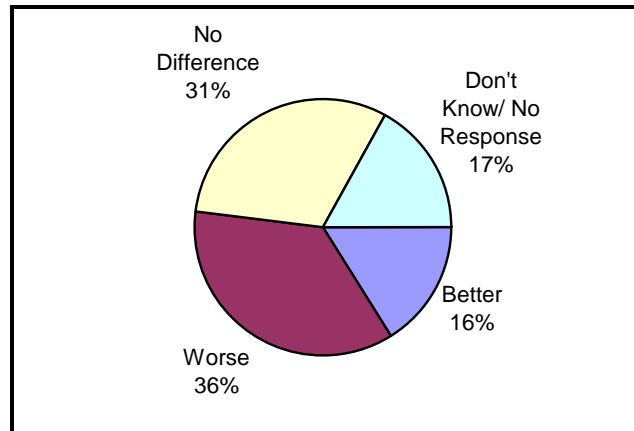
## IEWS ON LAW AND ORDER SITUATION

(YEAR 2000)

These are views from Year 2000. They might not be relevant today but are presented as Historical Data on Law and Order problems in the Country

### PERFORMANCE OF THE GOVERNMENT?

**Question:** Suppose that **Nawaz Sharif** was the Head of State instead of **General Pervaiz Musharraf**, how would be the law and order situation in the country? (Urban Only)



Gallup & Gilani / National Survey 2000

**Note:** For more details on Methodology please refer to the Methodology Section





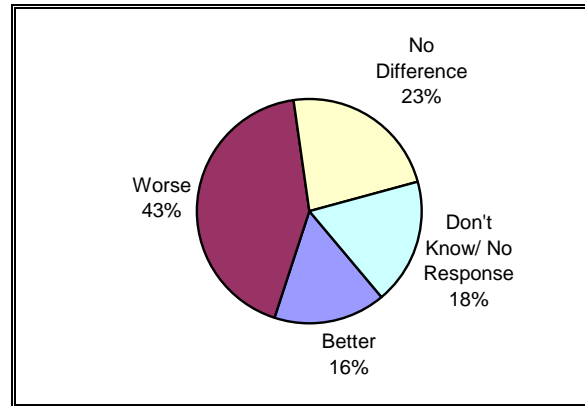
## IEWS ON LAW AND ORDER SITUATION

(YEAR 2000)

These are views from Year 2000. They might not be relevant today but are presented as Historical Data on Law and Order problems in the Country

### PERFORMANCE OF THE GOVERNMENT?

**Question:** Suppose that **Benazir Bhutto** was the Head of State instead of General **Pervaiz Musharraf**, how would be the law and order situation in the country? (Urban Only)



Gallup & Gilani / National Survey 2000

**Note:** For more details on Methodology please refer to the Methodology Section



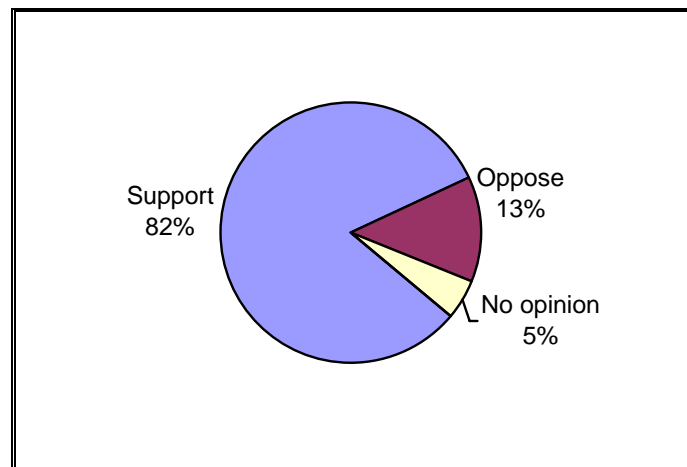
## VIEWS ON LAW AND ORDER SITUATION

### VIEWS ON THE DRIVE AGAINST UN-LICENSED ARMS (1991)

These are views from Year 1991. They might not be relevant today but are presented as Historical Data on Law and Order problems in the Country

#### SHOULD UN-LICENCED ARMS BE DEPOSITED TO THE GOVERNMENT?

**Question:** The government has announced that all unlicensed arms should be deposited by **July, 15, 1991**. Those who fail to do so will be strictly punished. Some people support this policy of the government, others oppose it. Are you in favor of or oppose the policy of depositing unlicensed arms?



Gallup & Gilani / National Survey, 1991

**Note:** For more details on Methodology please refer to the Methodology Section



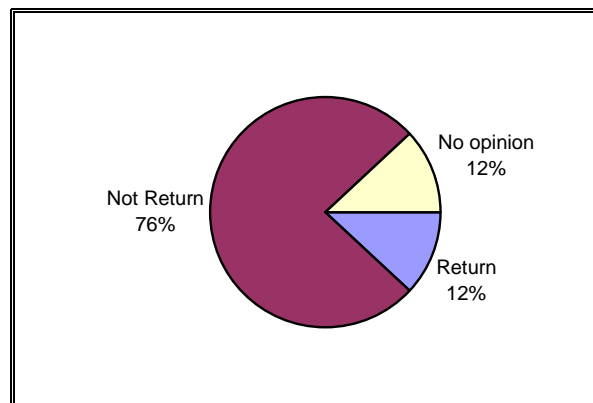
## VIEWS ON LAW AND ORDER SITUATION

### VIEWS ON THE DRIVE AGAINST UN-LICENSED ARMS (1991)

These are views from Year 1991. They might not be relevant today but are presented as Historical Data on Law and Order problems in the Country

#### WILL PEOPLE RETURN UN-LICENSED ARMS?

**Question:** In your view, will most of the people return Unlicensed arms or not?



Gallup & Gilani / National Survey, 1991

**Note:** For more details on Methodology please refer to the Methodology Section



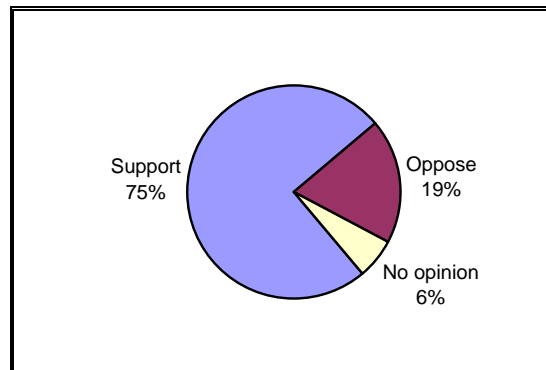
## VIEWS ON LAW AND ORDER SITUATION

### VIEWS ON THE DRIVE AGAINST UN-LICENSED ARMS (1991)

These are views from Year 1991. They might not be relevant today but are presented as Historical Data on Law and Order problems in the Country

#### SHOULD PEOPLE WHO FAIL TO RETURN UN-LICENSED ARMS BE PUNISHED?

Question: Some people believe that strict action should be taken against those who fail to return unlicensed arms. And according to the government policy their properties should be immediately confiscated. Others say that this level of strictness is not appropriate. **Do you support or oppose immediate confiscation of properties?**



Gallup & Gilani / National Survey, 1991

**Note:** For more details on Methodology please refer to the Methodology Section



## VIEWS ON LAW AND ORDER SITUATION

### VIEWS ON THE DRIVE AGAINST UN-LICENSED ARMS (1991)

These are views from Year 1991. They might not be relevant today but are presented as Historical Data on Law and Order problems in the Country

### SHOULD PEOPLE WHO FAIL TO RETURN UN-LICENSED ARMS BE PUNISHED?

**Question:** Suppose that sufficient number of unlicensed arms are not deposited by July 15, should the government extend this date by 2 or 3 weeks or start its action immediately against those who possess unlicensed arms?

	<i>Percent of Respondents</i>
Immediate action	57%
Extension	35%
No opinion	8%

Gallup & Gilani / National Survey, 1991

**Note:** For more details on Methodology please refer to the Methodology Section



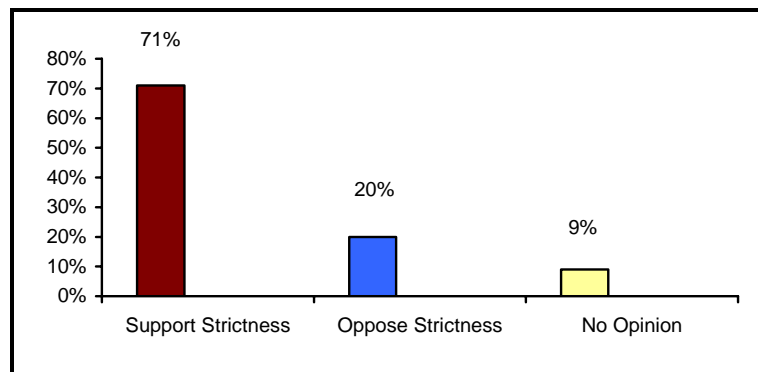
## VIEWS ON LAW AND ORDER SITUATION

### VIEWS ON THE DRIVE AGAINST UN-LICENSED ARMS (1991)

These are views from Year 1992. They might not be relevant today but are presented as Historical Data on Law and Order problems in the Country

### SHOULD PEOPLE WHO FAIL TO RETURN UN-LICENSED ARMS BE PUNISHED?

**Question:** Some people believe that no success has been made in collection of unlicensed arms, during the Army Action. While others think that Army should not be very strict about collecting unlicensed arms. What is your opinion?



Gallup & Gilani / National Survey 1992

**Note:** For more details on Methodology please refer to the Methodology Section



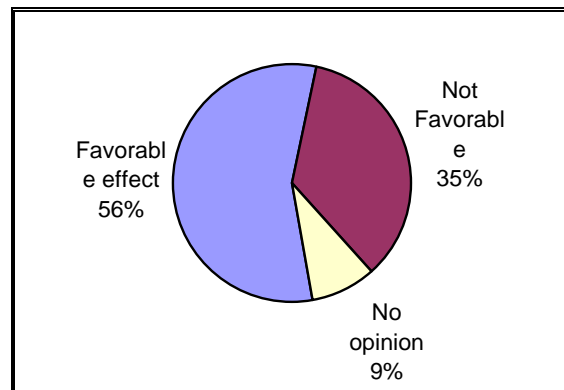
## VIEWS ON LAW AND ORDER SITUATION

### VIEWS ON THE DRIVE AGAINST UN-LICENSED ARMS (1991)

These are views from Year 1991. They might not be relevant today but are presented as Historical Data on Law and Order problems in the Country

#### **WILL BAN AGAINST UN-LICENSED ARMS IMPROVE LAW AND ORDER SITUATION?**

**Question:** Some people believe that Law and Order can be restored through the collection of unlicensed arms. Others say that it will have no effect because the real Thieves and Dacoits will not deposit their arms. In your view, **will collection of unlicensed arms have a favorable effect on the Law and Order situation?**



Gallup & Gilani / National Survey, 1991

**Note:** For more details on Methodology please refer to the Methodology Section



## VIEWS ON LAW AND ORDER SITUATION

### VIEWS ON THE DRIVE AGAINST UN-LICENSED ARMS (1991)

These are views from Year 1991. They might not be relevant today but are presented as Historical Data on Law and Order problems in the Country

#### **BAN AGAINST UN-LICENSED ARMS: PERFORMANCE OF THE GOVERNMENT?**

**Question:** Recently a campaign was launched to collect unlicensed arms. Apparently, not much success has been achieved. Some people attribute this failure to the incompetence of Nawaz Sharif's Government. Others disagree and believe that this problem is intractable because of the attitude of our people; what is your opinion?

<i>Percent of Respondents</i>	
Incompetence of Nawaz Sharif government	22
People have wrong attitude	26
Police and other officers failed the campaign	22
Problem is not amenable to quick solution	17
No opinion	13

Gallup & Gilani / National Survey 1991

**Note:** For more details on Methodology please refer to the Methodology Section





PART 1:

# **VIEWS ON CRIMES, VIOLENCE AND TERRORISM**

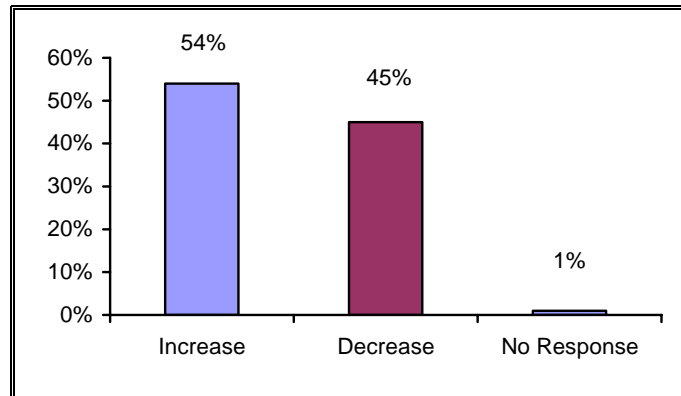
## Section 4: Views on Terrorism

Please note these are a few selected questions on terrorism. More questions can be found elsewhere.



## WILL TERRORISM INCREASE or DECREASE?

**Question:** In your view, will terrorism **increase or decrease** in the coming days in the country?



Gallup & Gilani / National Survey 2009

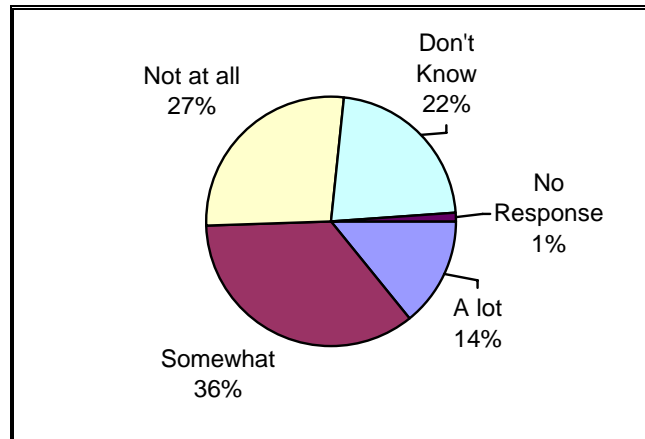
**Note:** Please note that this is public perception at one random month of 2009. Perceptions might be very varied across the year.

**Note:** For more details on Methodology please refer to the Methodology Section



## WILL TERRORISM INCREASE or DECREASE?

**Question:** What are the chances that **Pakistan will be free of terrorism in the future?**



Gallup & Gilani / National Survey 2009

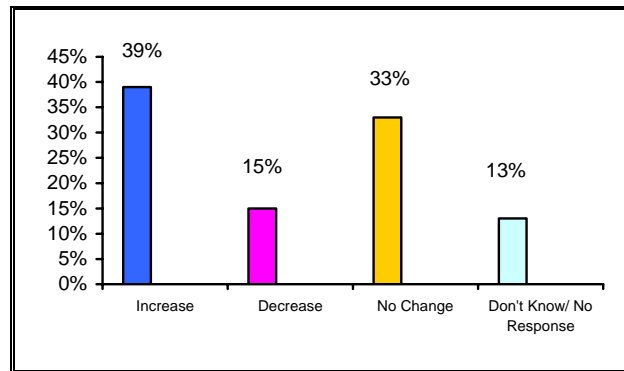
*Please note that this is public perception at one random month of 2009. Perceptions might be very varied across the year*

**Note:** For more details on Methodology please refer to the Methodology Section



## WILL TERRORISM INCREASE or DECREASE?

**Question:** In your opinion will terrorism and violence decrease in **Year 2010**, increase or remain the same as **2009**?



Gallup & Gilani / National Survey 2009

## COMPARATIVE DATA

**Question:** In your opinion will terrorism and violence decrease in Coming Year, increase or remain the same as previous year? (**Urban only**)

*Percent of Respondents*

	<b>1997/1998</b>	<b>1998/1999</b>
Increase	27%	20%
Decrease	26%	31%
No Change	27%	33%
Don't Know/ No Response	20%	16%

Gallup & Gilani / National Survey 1998, 1999

**Note:** Caution should be taken while interpreting comparative data. Please read the note on Comparative Data in Methodology

**Note:** For more details on Methodology please refer to the Methodology Section



## WHO IS RESPONSIBLE FOR TERRORISM?

**Question:** Amongst the **past leaders of Pakistan**, who do you consider to be most responsible for terrorism and extremism in the country?

*Percent of Respondents*

Pervaiz Musharraf	56%
Zia ul Haq	20%
Nawaz Sharif	7%
Benazir Bhutto	5%
Yahya Kan	3%
Ayub Khan	3%
Zulfiqar Ali Bhutto	2%
No Response	4% %

Gallup & Gilani / National Survey 2009

**Note:** For more details on Methodology please refer to the Methodology Section



## WHO IS RESPONSIBLE FOR TERRORISM?

**Question:** In your opinion who is most responsible for the **current terrorist activities in Pakistan?**

	<i>Percent of Respondents</i>
Terrorists themselves	26%
Pakistani Agencies	7%
Indian Agencies	32%
US Agencies	31%
Taliban	1%
Foreign Agencies	1%
Others	1%
DK/NR	1%

Gallup & Gilani / National Survey 2009

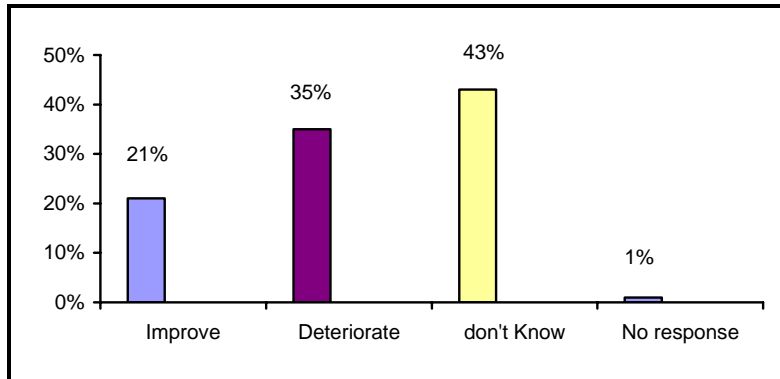
*Please note that this is public perception at one random month of 2009. Perceptions might be very varied across the year.*

**Note:** For more details on Methodology please refer to the Methodology Section



## TERRORISM: RELATIONS WITH US?

**Question:** In your opinion will the relations between US and Pakistan regarding terrorism improve or deteriorate in the coming times?



Gallup & Gilani / National Survey 2009

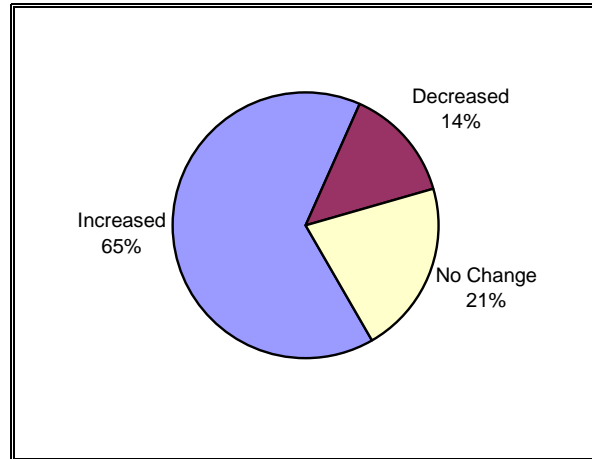
*Please note that this is public perception at one random month of 2009. Perceptions might be very varied across the year.*

**Note:** For more details on Methodology please refer to the Methodology Section



## TERRORISM: PERFORMANCE OF CURRENT GOVERNMENT?

**Question:** Some people say that terrorist activities have increased in the last one year of the current Government. Others say they have decreased. What do you think about it?



Gallup & Gilani / National Survey 2009

*Please note that this is public perception at one random month of 2009. Perceptions might be very varied across the year.*

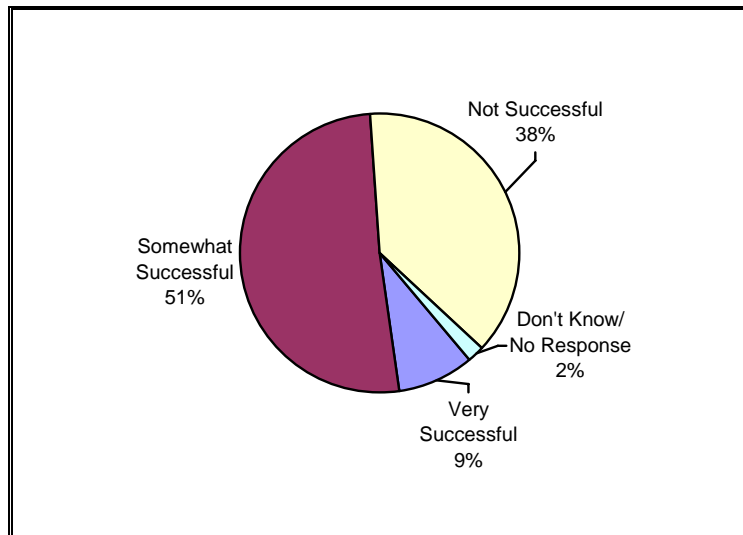
**Note:** For more details on Methodology please refer to the Methodology Section





## TERRORISM: PERFORMANCE OF CURRENT GOVERNMENT?

**Question:** In your opinion, on the whole, how successful has the present Government been in controlling terrorism in the country?



Gallup & Gilani / National Survey 2009

*Please note that this is public perception at one random month of 2009. Perceptions might be very varied across the year.*

**Note:** For more details on Methodology please refer to the Methodology Section



## PERCEPTIONS ABOUT TERRORISM IN PAST YEARS?

**Question:** In your view has terrorism increased, decreased or remained the same over the last few years in the country?

### Comparative Data

*Percent of Respondents*

	<b>2000*</b>	<b>2002</b>
Increased	40%	36%
Decreased	15%	30%
Same	31%	34%
No Response	14%	-

Gallup & Gilani / National Survey 2000, 2002

\* Urban Only Sample.

**Note:** Caution should be taken while interpreting comparative data. Please read the note on Comparative Data in Methodology

**Note:** For more details on Methodology please refer to the Methodology Section



PART 1:

**VIEWS ON CRIMES,  
VIOLENCE AND TERRORISM**

Section 5: Views on Certain Events  
of Terrorism/Crime (Selected)

Please note these are only a few selected polls on some of the incidents of terrorism over last three decades. For more details see other sources.



## **INCIDENTS OF TERRORISM (2009)**

### POLICE TRAINING INSTITUTE LAHORE

**Question:** Recently, there was an attack on a Police Training Institute in Lahore by terrorists. Media has showed that **Bait-ullah-Mahsood** has taken responsibility for this incident. In your opinion is Baitullah Mahsood really responsible for this attack, or is it a false claim or is it that the claim is falsely attributed to him? Which of these three statements is correct in your opinion?

	<i>Percent of Respondents</i>
Bait-ullah-Mahsood is responsible	42%
His claim is false	24%
Claim has been falsely attributed to him	27%
No Response	7%

Gallup & Gilani / National Survey 2009



## **INCIDENTS OF TERRORISM (2009)**

### PESHAWAR/ BANNU

**Question:** Recently there were suicide attacks in Peshawar and Bannu which caused a lot of damage to life and property. In your opinion, **is it a reaction to the clean-up action taken against extremists or other foreign agencies are involved in this incident?**

*Percent of Respondents*

It is a reaction to the action against extremists	44%
Foreign agencies are involved in it	42%
Don't Know	12%
No Response	2%

Gallup & Gilani / National Survey 2009

**Note:** For more details on Methodology please refer to the Methodology Section



## **INCIDENTS OF TERRORISM (2009)**

GHQ RAWALPINDI

**Question:** Recently Army's General Head Quarter was attacked in Rawalpindi.  
In your opinion, **who can be involved in this attack?**

*Percent of Respondents*

India	19%
Taliban	25%
USA	16%
Foreign Agencies	27%
Local Agencies	2%
Political Parties	1%
Don't Know/ No Response	10%

Gallup & Gilani / National Survey 2009

**Note:** For more details on Methodology please refer to the Methodology Section



## INCIDENTS OF TERRORISM (2009)

### PESHAWAR

**Question:** Recently there was another suicide attack in Peshawar which killed a large number of people. In your opinion **who is most responsible for this incident?**

	<i>Percent of Respondents</i>
Terrorists themselves	34%
Pakistani Agencies	5%
Indian Agencies	30%
US Agencies	26%
Taliban	2%
Others	1%
DK/NR	2%

Gallup & Gilani / National Survey 2009

**Note:** For more details on Methodology please refer to the Methodology Section



## **INCIDENTS OF TERRORISM** (1998)

### MURDER OF HAKEEM SAEED

**Question:** Recently Hakeem Saeed was killed in a terrorist activity. IN your opinion, who murdered him? (*urban only*)

	<i>Percent of Respondents</i>
Indian Agencies	14%
Some Pakistani Political Party	45%
Religious Party	3%
Agencies	9%
Don't Know	29%

Gallup & Gilani / National Survey 1998

**Note:** For more details on Methodology please refer to the Methodology Section





## **INCIDENTS OF TERRORISM (1998)**

### MURDER OF MAULANA ABDULLAH

**Question:** Recently Maulana Abdullah was killed in a terrorist activity. In your opinion, who murdered him? (*urban only*)

	<i>Percent of Respondents</i>
Indian Agencies	13%
Some Pakistani Political Party	23%
Religious Party	23%
Agencies	10%
Don't Know	31%

Gallup & Gilani / National Survey 1998

**Note:** For more details on Methodology please refer to the Methodology Section



## INCIDENTS OF TERRORISM (1999)

### ISLAMABAD ATTACKS

**Question:** Recently there were Rocket blasts in Islamabad. Who do you think was responsible for it? URBAN ONLY

	<i>Percent of Respondents</i>
Afghan Taliban	6%
US	24%
India	19%
Muslim League	13%
Government Agencies	11%
Others	1%
DK/ NR	26%

Gallup & Gilani / National Survey 1999

**Note:** For more details on Methodology please refer to the Methodology Section



## **INCIDENTS OF TERRORISM** (1991)

### MURDERS

**Question:** Recently, there were serious cases of murders in Lahore and Sheikhpura. Who, in your view, was responsible for committing these murders?

	<i>Percent of Respondents</i>
Foreign Agents	40%
Government's political opponents	23%
Personal vendetta	6%
No opinion	31%

Gallup & Gilani / National Survey 1991



## **INCIDENTS OF TERRORISM (1987)**

### **BOMB BLASTS**

Question: There are frequent bomb blasts in different cities of the country these days. In your view, who is responsible for these bomb blasts?\*

	<i>Percent of Respondents</i>
India	15%
Russia	34%
Afghan Government	14%
Afghan refugees	12%
Political opponents of Pakistan Government	8%
Pakistan Government itself	4%
Others	4%
No Response	25%

Gallup & Gilani / National Survey 1987

\* Multiple Response Question. Responses might not add to 100%

**Note:** For more details on Methodology please refer to the Methodology Section



## **INCIDENTS OF TERRORISM (1987)**

### **BOMB BLASTS**

**Question:** Several proposals/views have been offered to control bomb blasts. Please tell us which of the following do you agree or disagree with?

*Percent of Respondents*

<b>Afghan policy should be changed</b>	
Agree	41%
Disagree	22%
No opinion	37%
<b>Afghan refugees should be removed from the cities</b>	
Agree	59%
Disagree	16%
No opinion	25%
<b>Police should be made better (more efficient)</b>	
Agree	75%
Disagree	4%
No opinion	21%
<b>Citizens should protect themselves (take care of their own security)</b>	
Agree	63%
Disagree	15%
No opinion	22%

Gallup & Gilani / National Survey 1987

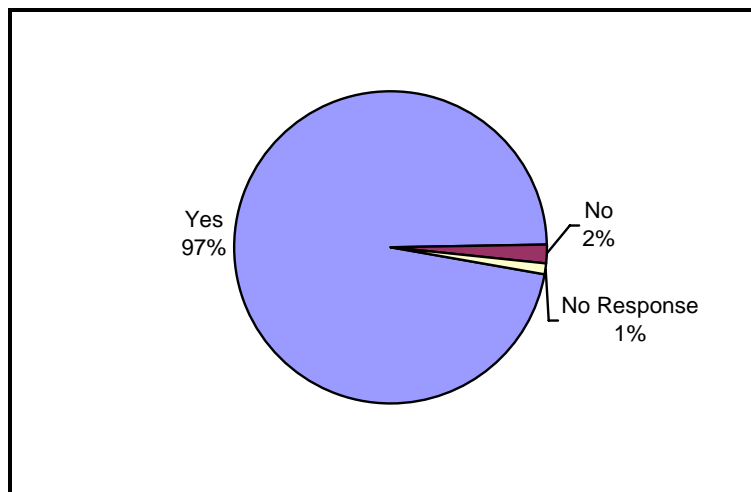
**Note:** For more details on Methodology please refer to the Methodology Section



## SERIAL KILLER OF CHILDREN (1999)

ARE PEOPLE AWARE?

**Question:** Have you heard or read about a serial killer who recently killed 100 children? (*Urban only*)



Gallup & Gilani / National Survey 1999

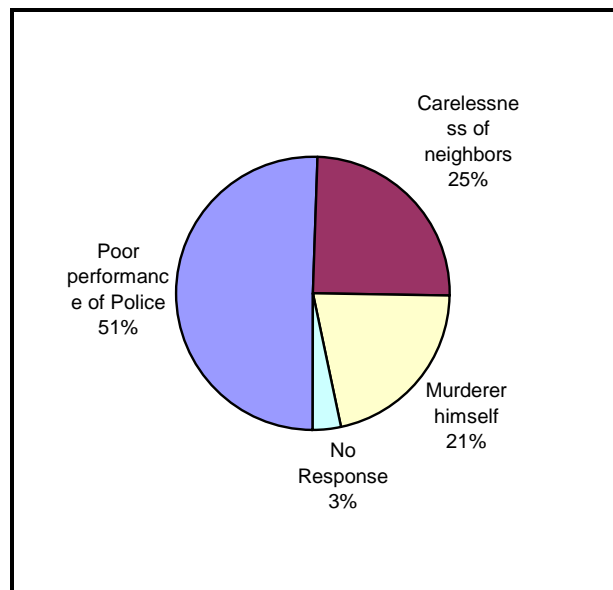
**Note:** For more details on Methodology please refer to the Methodology Section



## SERIAL KILLER OF CHILDREN (1999)

WHO IS RESPONSIBLE?

**Question:** In your opinion who is responsible for these incidents? (*Urban only*)



Gallup & Gilani / National Survey 1999

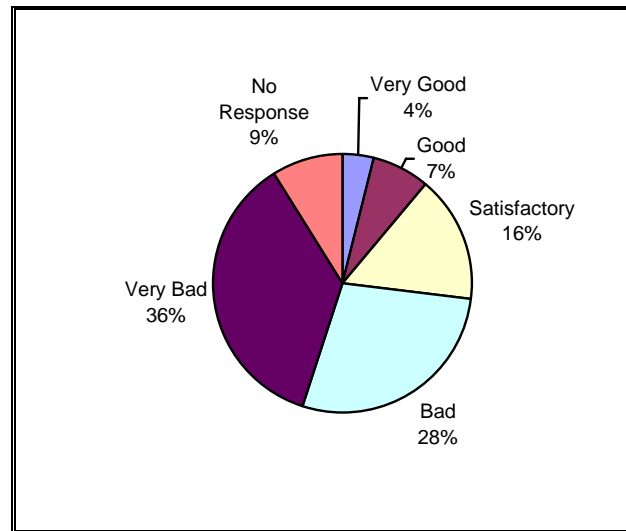
**Note:** For more details on Methodology please refer to the Methodology Section



## SERIAL KILLER OF CHILDREN (1999)

### PERFORMANCE OF POLICE?

**Question:** *(Those who have heard/read of the incident)* what is your opinion about the performance of Police in this case? *(Urban only)*



Gallup & Gilani / National Survey 1999

**Note:** Only 27% considered performance of Police to be good or satisfactory in this case

**Note:** For more details on Methodology please refer to the Methodology Section

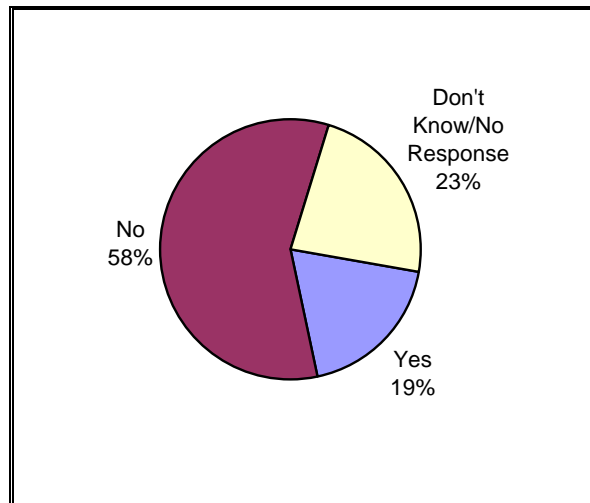




## SERIAL KILLER OF CHILDREN (1999)

PERFORMANCE OF POLICE: WILL POLICE CATCH THE REAL CULPRIT?

**Question:** In your opinion will the Police be successful in getting hold of the true murderer? (*Urban only*)



Gallup & Gilani / National Survey 1999

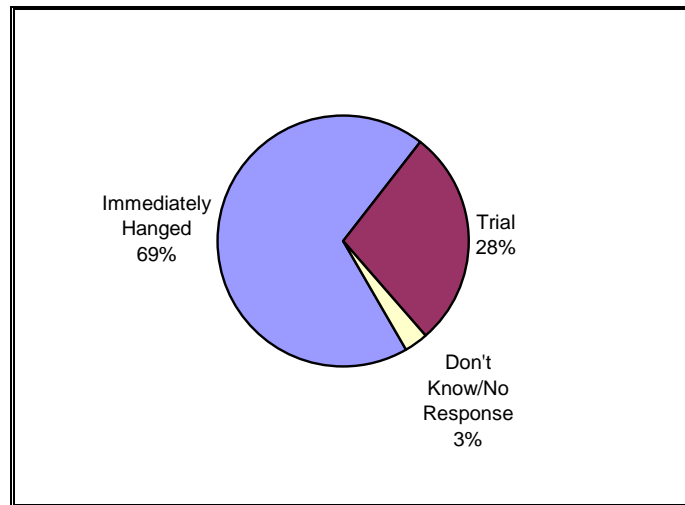
**Note:** For more details on Methodology please refer to the Methodology Section



## SERIAL KILLER OF CHILDREN (1999)

### PUNISHMENT FOR THE MURDERER?

**Question:** Recently the serial killer who killed 100 children was arrested. Some people say that he should be immediately sentenced to death. Others say that a trial should be run. What is your opinion? (*urban only*)



Gallup & Gilani / National Survey 2000

**Note:** For more details on Methodology please refer to the Methodology Section



PART 2:

**VIEWS ON SOCIAL EVILS**

- 1- CORRUPTION
- 2- ADDICTION



PART 2:  
**VIEWS ON SOCIAL EVILS**

Section 1: CORRUPTION



SOCIAL EVILS  
**VIEWS ON CORRUPTION**

GENERAL IDEAS



## VIEWS ON CORRUPTION

### GENERAL IDEAS: IS THIS A FAIR WORLD?

**Question:** We will enlist a few statements. Please tell if you agree or disagree to the following?

#### Comparative Data

<b>Only Those who agree</b>	<i>Percent of Respondents</i>	
	<b>1996</b>	<b>2009</b>
Whatever happens in the World is based on <b>Justice</b>	23%	20%
Mostly <b>Criminals are not proven guilty</b> in Pakistani Courts	82%	64%
Many people do <b>good works which remain un recognized</b> and un rewarded	73%	58%
Usually <b>people get what they deserve</b>	32%	25%
<b>Permit/License</b> can only be obtained through <b>personal contacts/relations</b>	80%	67%
Only <b>Capable people get admission into Educational</b> Institutions	28%	37%

**Source:** Gallup & Gilani / National Survey, 1996, 2009

**Note:** Caution should be taken while interpreting comparative data. Please read the note on Comparative Data in Methodology

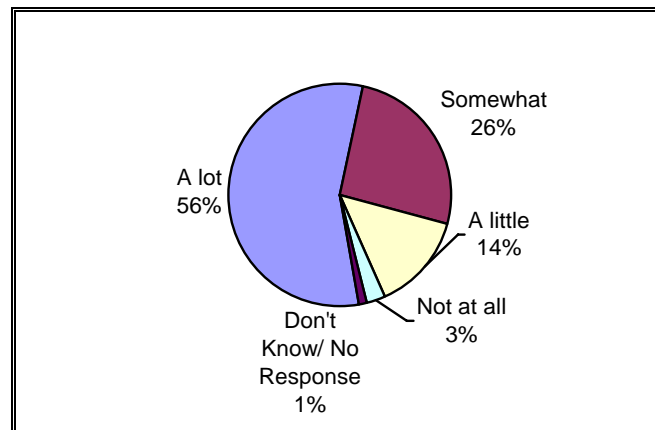
**Note:** For more details on Methodology please refer to the Methodology Section



## VIEWS ON CORRUPTION

Rate of Corruption:  
**MAJORITY SAYS CORRUPTION IS VERY HIGH IN THE COUNTRY**

**Question:** An Institution named Transparency International has published its report in which Pakistan is on 42<sup>nd</sup> rank in a list of 180 countries according to level of corruption. In your view how much is the level of corruption in Pakistan?



Gallup & Gilani / National Survey 2009

Majority of the people think that corruption is very high in Pakistan.

**Note:** For more details on Methodology please refer to the Methodology Section



## VIEWS ON CORRUPTION

### Rate of Corruption: ANY CHANGE IN RECENT YEARS?

**Question:** In your view, how much has the rate of corruption changed in **last 3 years?**

#### Comparative Data

*Percent of Respondents*

	<b>2002</b>	<b>2005</b>
<b>Increased a lot</b>	<b>28%</b>	<b>43%</b>
<b>Increased slightly</b>	<b>20%</b>	<b>22%</b>
No change	32%	14%
Decreased slightly	12%	9%
Decreased to a large extent	5%	2%
Don't Know	3%	10%

**Source:** Gallup & Gilani / National Survey, 2002, 2005

**Note:** Caution should be taken while interpreting comparative data. Please read the note on Comparative Data in Methodology

More people (65% instead of 48%) say that corruption has increased in the country in 2005 and 2002 respectively.

**Note:** For more details on Methodology please refer to the Methodology Section



**VIEWS ON CORRUPTION**

## IMPACT ON LIFE

**Question:** In your view, how much impact corruption and bribery has on different aspects of our life?

*Percent of Respondents*

	No Impact	Some Impact	Moderate Impact	A lot of Impact	Don't Know/ No Response
Daily life	20%	26%	19%	29%	6%
Business life	4%	18%	30%	41%	7%
Political system	3%	16%	22%	50%	9%

**Source:** Gallup & Gilani / National Survey, 2009

## Comparative Data

*Only those who say NO IMPACT are shown here*

*Percent of Respondents*

	No Impact (2002)	No Impact (2005)	No Impact (2009)
Daily life	16%	16%	20%
Business life	9%	7%	4%
Political system	9%	5%	3%
Society and culture	12%	-	-

**Source:** Gallup & Gilani / National Survey, 2002, 2005, 2009

**Note:** Caution should be taken while interpreting comparative data. Please read the note on Comparative Data in Methodology

Apart from realizing that corruption is very high, most of the people say that their life is affected by bribery and corruption.

**Note:** For more details on Methodology please refer to the Methodology Section



## VIEWS ON CORRUPTION

### HOW THINGS WORK IN THE WORLD?

**Question:** If you have to do your legitimate work, which of the following options would you choose?

#### Comparative Data

	<i>Percent of Respondents</i>	
	<b>2000</b>	<b>2009</b>
Would go and directly <b>meet the relevant Officer</b>	47%	45%
Would <b>bribe</b> to have your work done	17%	29%
Would try to search for <b>someone who can help you</b> with your work	36%	26%

Gallup & Gilani / National Survey 2000, 2009

**Note:** Caution should be taken while interpreting comparative data. Please read the note on Comparative Data in Methodology

As people say that their life is affected by corruption, unfortunately, more people say they would bribe to have their legitimate work done!

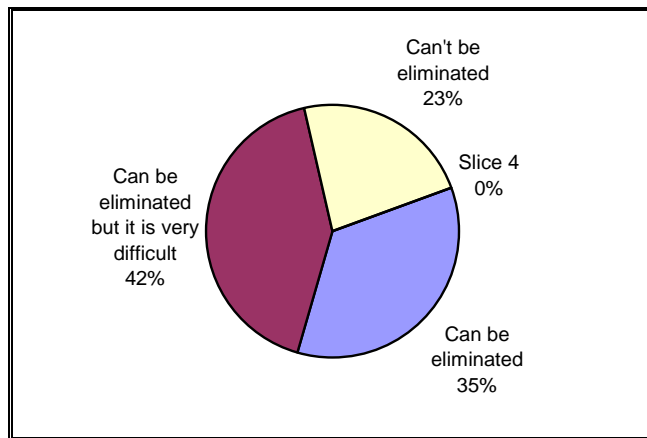
**Note:** For more details on Methodology please refer to the Methodology Section



## VIEWS ON CORRUPTION

### IS IT POSSIBLE TO MEND THINGS?

**Question:** It is generally believed that **many evils in our society e.g. bribery have increased so much that they cannot be controlled. In your opinion can they be eliminated or not?**



Gallup & Gilani / National Survey 2009

### Comparative Data

	<i>Percent of Respondents</i>	
	<b>2000</b>	<b>2009</b>
Can be eliminated	48%	35%
Can be eliminated but it is very difficult	31%	42%
Can't be eliminated	20%	23%
No Response	1%	-

Gallup & Gilani / National Survey 2000, 2009

**Note:** Caution should be taken while interpreting comparative data. Please read the note on Comparative Data in Methodology

People say their lives are affected but people have very little hope for improvement. Unfortunately, less people think that evils like bribery can be eliminated (35% instead of 48%).

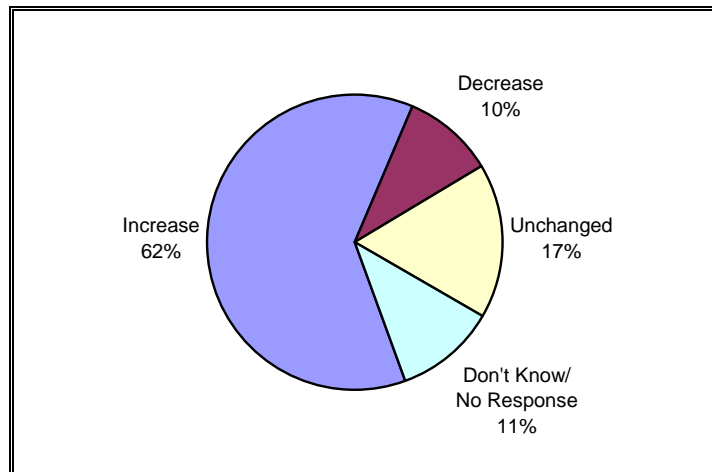
**Note:** For more details on Methodology please refer to the Methodology Section



## VIEWS ON CORRUPTION

### Rate of Corruption: IS THERE ANY HOPE FOR IMPROVEMENT?

**Question:** In your opinion will the trend of taking bribery increase, decrease or remain the same in the coming year?



Gallup & Gilani / National Survey 2009

Majority think that Bribery will increase in the coming year! People are not hopeful of any improvement.

**Note:** For more details on Methodology please refer to the Methodology Section



## **VIEWS ON CORRUPTION**

Rate of Corruption:  
**ANY CHANGE EXPECTED?**  
**IS THERE ANY HOPE FOR IMPROVEMENT?**

**Question:** How do you expect the rate of corruption in the country in **next 3 years?**

	<i>Percent of Respondents</i>	
	<b>2002</b>	<b>2005</b>
<b>Increase a lot</b>	<b>27%</b>	<b>35%</b>
<b>Increase slightly</b>	<b>22%</b>	<b>26%</b>
No change	32%	14%
Decrease slightly	12%	6%
Decrease a lot	4%	3%
Don't Know	3%	16%

**Source:** Gallup & Gilani / National Survey, 2002, 2005

**Note:** Caution should be taken while interpreting comparative data. Please read the note on Comparative Data in Methodology

People have very little hope that corruption will decrease in the coming years. More people fear that corruption will increase in the coming years (61% say this in 2005 as compared to 49% in 2002).

**Note:** For more details on Methodology please refer to the Methodology Section



SOCIAL EVILS  
**VIEWS ON CORRUPTION**

SPECIFIC IDEAS:

CORRUPTION IN DEPARTMENTS,  
POLITICAL PARTIES, PROVINCES



## VIEWS ON CORRUPTION

### Rate of Corruption: CORRUPTION IN DEPARTMENTS

**Question:** In your view what is the rate of corruption in the following departments Rate from 1 to 5 where 1 means no corruption and 5 means a lot of corruption?

*Percent of Respondents*

	A lot (Point 5) only 2005	A lot (Point 5) only 2009
<b>Customs</b>	<b>54%</b>	<b>54%</b>
Education	28%	27%
Law / Judiciary	48%	37%
Hospital / Dispensary	39%	31%
<b>Police</b>	<b>73%</b>	<b>65%</b>
Political parties	52%	48%
Legislative / Parliament	42%	42%
Religious Organizations (Mosques/ Madrassas etc	16%	30%
Registration / Permit Department	43%	48%
<b>Utility / Telephone, Electricity water department</b>	<b>46%</b>	<b>51%</b>
Tax collection Department	44%	47%
Private sector / Business	32%	35%
Media	26%	30%
Army	24%	30%
NGOs	21%	24%

**Source:** Gallup & Gilani / National Survey, 2005, 2009

**Note:** Caution should be taken while interpreting comparative data. Please read the note on Comparative Data in Methodology

- Police, Customs and Utility e.g. Telephone, Water Electricity Department appear at the top for being most corrupt in view of the Public
- Slightly less people (65% instead of 73% respectively) consider Police to be very corrupt in 2009 as compared to 2005

**Note:** For more details on Methodology please refer to the Methodology Section



## **VIEWS ON CORRUPTION**

### Rate of Corruption: **CORRUPTION IN DEPARTMENTS**

**Question:** In your view, which departments receive the most bribery?

*Multiple Responses (might not add to 100%)*

All	43%
Police	45%
Mahakma Mal	26%
Wapda	15%
Courts	6%
Income Tax	4%
Custom	4%
Municipal Institute	3%
PWD	4%
T&T	1%
Anti Corruption	1%
Others	14%

Gallup & Gilani / National Survey 1979

**Note:** For more details on Methodology please refer to the Methodology Section

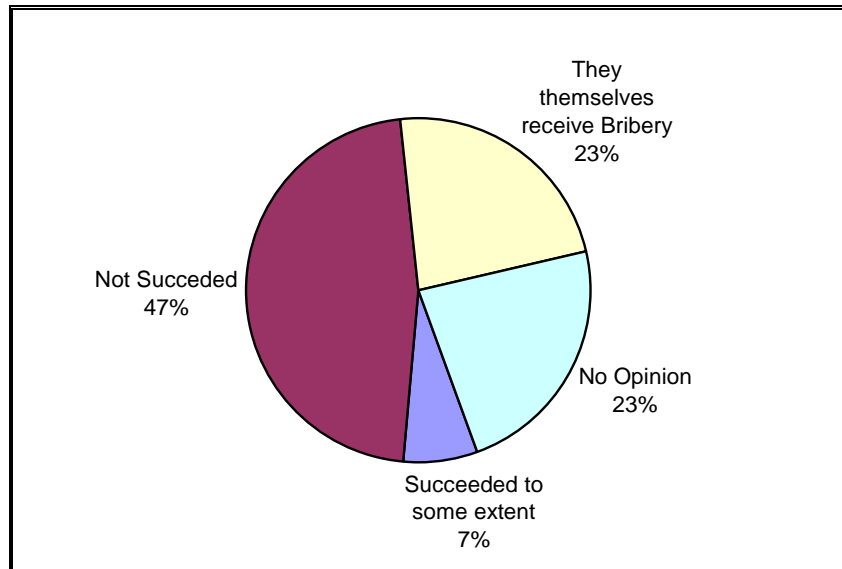




## VIEWS ON CORRUPTION

### Rate of Corruption: CORRUPTION IN DEPARTMENTS

**Question:** To what extent, has **Department of Anti-corruption** succeeded in stopping bribery?



Gallup & Gilani / National Survey 1979

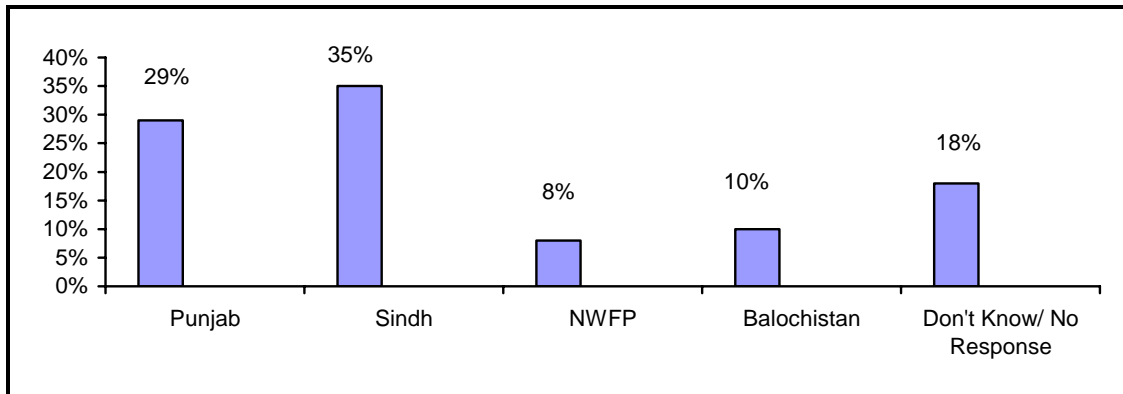
**Note:** For more details on Methodology please refer to the Methodology Section



## VIEWS ON CORRUPTION

### Rate of Corruption: **CORRUPTION IN PROVINCES**

**Question:** In your opinion which province of Pakistan has the greatest corruption?



Gallup & Gilani / National Survey 2009

- People consider Sindh to be the most corrupt province followed by Punjab
- Please note that this is a simple question and cannot fully depict views about a Province

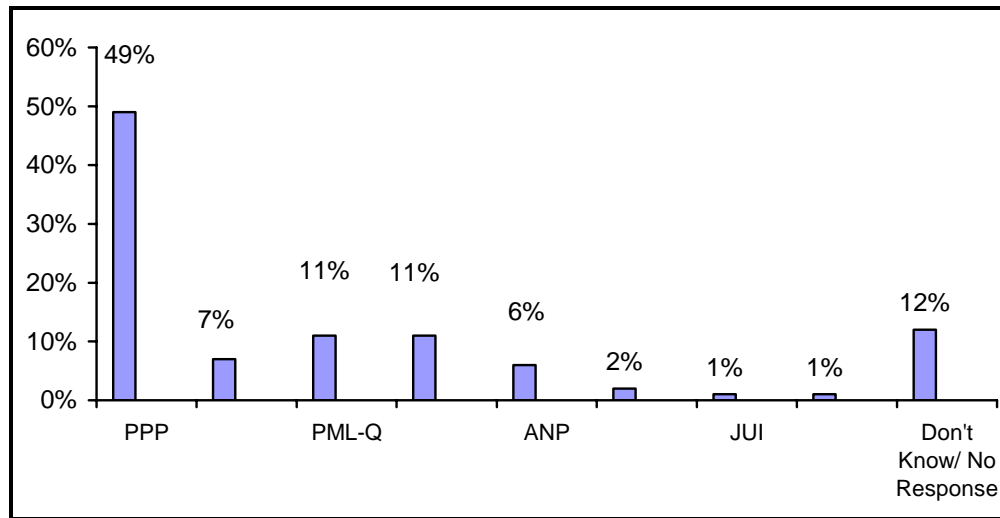
**Note:** For more details on Methodology please refer to the Methodology Section



## VIEWS ON CORRUPTION

### Rate of Corruption: **CORRUPTION IN POLITICAL PARTIES**

**Question:** In your view which political party of Pakistan has the greatest corruption?



Gallup & Gilani / National Survey 2009

- People consider PPP to be the most corrupt party followed by PML Q and MQM
- Please note that this is a simple question and cannot fully depict views about a Political Party

**Note:** For more details on Methodology please refer to the Methodology Section



SOCIAL EVILS

**VIEWS ON CORRUPTION**

SPECIFIC IDEAS:

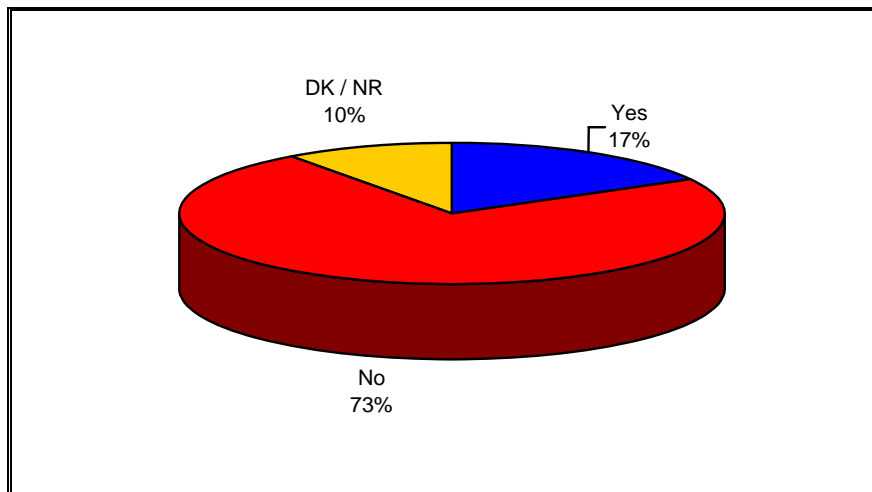
**CORRUPTION/ BRIBERY  
AND PEOPLE'S LIFE**



## VIEWS ON BRIBERY

### ANY EXPERIENCE OF BRIBERY?

**Question:** Have you or anyone of your household given **any bribery in the last one year for any work?**



**Source:** Gallup & Gilani / National Survey, 2005

**Question:** (*If yes*), what amount was given as a bribery in last one year?

	<i>Percent of Respondents</i>
Below 500 Rs	29%
500 – 2000 Rs	31%
2001 – 3000 Rs	7%
3001 – 6000 Rs	12%
> 6000 Rs	15%
No Response	5%
Refused	1%

**Source:** Gallup & Gilani / National Survey, 2005

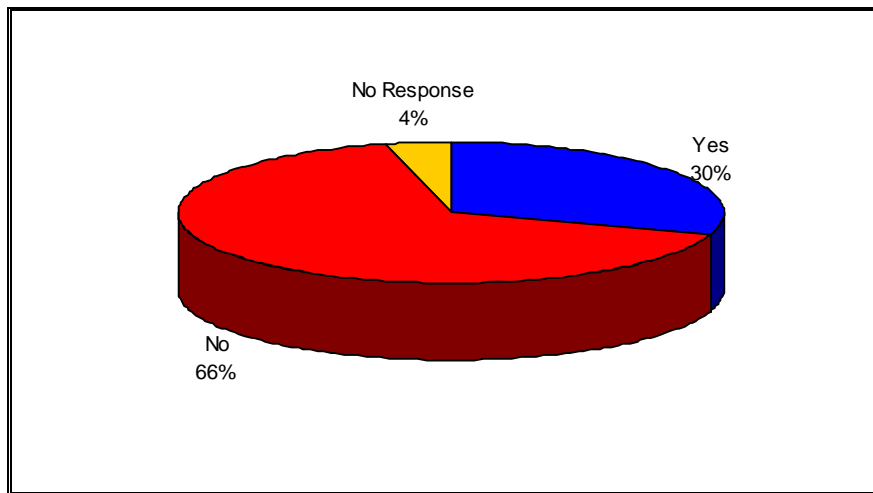
**Note:** For more details on Methodology please refer to the Methodology Section



## VIEWS ON BRIBERY

### ANY EXPERIENCE OF BRIBERY?

**Question:** Has any **Officer demanded bribery** from you or any member of your household for your legitimate work over last one year?



Gallup & Gilani / National Survey 2002

**Note:** For more details on Methodology please refer to the Methodology Section



## **VIEWS ON BRIBERY**

### **EXPERIENCE OF BRIBERY: WHY BRIBERY?**

**Question:** Kindly tell me that which of the following statements would you agree to as the reason for bribery? (*Only those who agree to each statement are shown*)

*Percent of Respondents*

<b>I was openly asked to pay Bribe</b>	22%
In order to <b>avoid some problem</b> had to pay Bribe to concerned Authorities	18%
In order to <b>seek the facility which I deserve or is my right</b>	23%

**Source:** Gallup & Gilani / National Survey, 2005



## **VIEWS ON BRIBERY**

### **EXPERIENCE OF BRIBERY: WHY DO PEOPLE BRIBE?**

**Question:** Why do people usually give bribes? Which of the following is the main reason for bribery in your opinion?

#### Comparative Data

	<i>Percent of Respondents</i>	
	<b>2000</b>	<b>2009</b>
Work <b>cannot be done without it</b>	48%	38%
People want their <b>illegal work</b> to be done	10%	27%
People want to get their work done <b>quickly</b>	22%	19%
People have become <b>habitual</b>	18%	15%
No Response	2%	1%

Gallup & Gilani / National Survey 2000, 2009

**Note:** Caution should be taken while interpreting comparative data. Please read the note on Comparative Data in Methodology

People think that bribery is given because work is not possible without it and one can do illegal work by bribing someone.

**Note:** For more details on Methodology please refer to the Methodology Section





## **VIEWS ON BRIBERY**

### **EXPERIENCE OF BRIBERY: WHY DO OFFICIALS DEMAND BRIBERY?**

Question: Why do Government officials take bribery?\*

*Percent of Respondents*

Their pays are meager	39%
To live a luxurious life	31%
Greed	24%
Has become a nature	18%
One who receives bribery is seldom caught	12%
Bribery is readily available	6%
Helpless on account of system of bribery	5%
Others	9%

Gallup & Gilani / National Survey 1979

\* Multiple Response Question. Responses might not add to 100%.

**Note:** For more details on Methodology please refer to the Methodology Section



## VIEWS ON BRIBERY

### HOW CAN BRIBERY BE ELIMINATED?

**Question:** What advice would you give to eliminate bribery?\*

	<i>Percent of Respondents</i>
Higher officials should also be punished along with the lower staff	42%
Through increase in pay	24%
Through SERMONS	9%
Whatever you may do, it will not end	9%
Living a simple life	7%
Local people to be vested with local administrative functions	4%
Others	24%

Gallup & Gilani / National Survey 1979

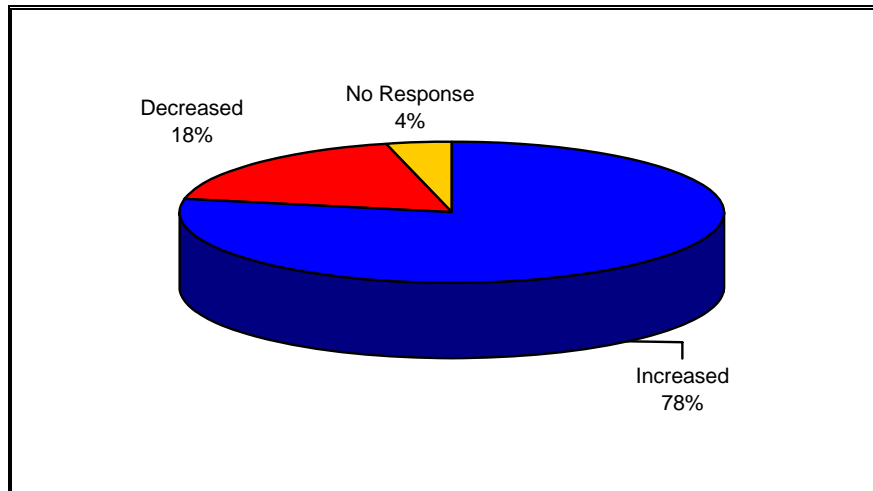
\* Multiple Response Question. Responses might not add to 100%.

**Note:** For more details on Methodology please refer to the Methodology Section



## IEWS ON DISHONESTY

**Question:** In the last 5 years has the dishonest behavior of shopkeepers increased or decreased? (Urban only)



Gallup & Gilani / National Survey 1999

**Note:** For more details on Methodology please refer to the Methodology Section



PART 2:  
**VIEWS ON SOCIAL EVILS**

Section 2: ADDICTION



SOCIAL EVILS  
**VIEWS ON ADDICTION**

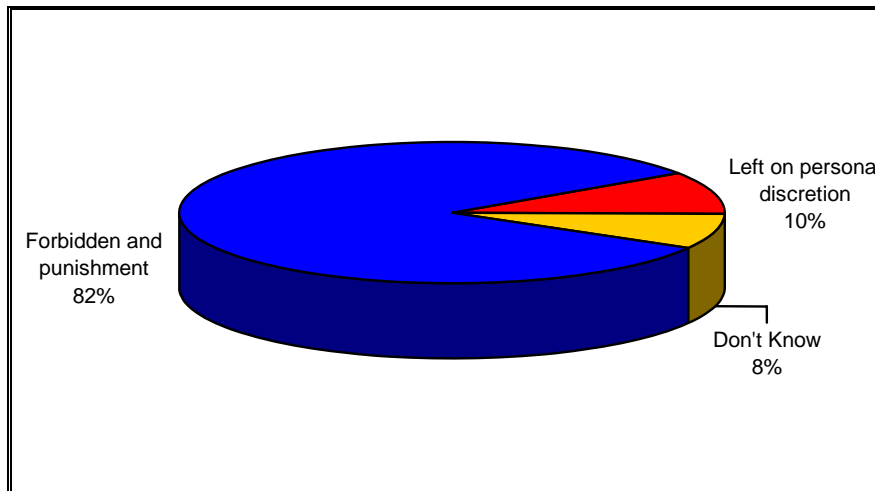
ALCHOL USE



## VIEWS ON ADDICTION

### ALCOHOL USE

**Question:** Some people say that alcohol use should be strictly forbidden and punished. Others say that it should be left on individual discretion. What is your opinion?



Gallup & Gilani / National Survey 2009

**Note:** For more details on Methodology please refer to the Methodology Section



## **VIEWS ON ADDICTION**

### **ALCOHOL USE**

**Question:** Recently in Lahore, a pedestrian student was run over by a car and died. According to media, the driver and his companions were drunk. If he is proven guilty, how should the driver be punished?

*Percent of Respondents*

Few months' imprisonment	14%
Few years' imprisonment	21%
Life imprisonment	27%
Death sentence	35%
Others/ No Response	3%

Gallup & Gilani / National Survey 2009

**Note:** For more details on Methodology please refer to the Methodology Section



SOCIAL EVILS  
**VIEWS ON ADDICTION**

NARCOTIC USE

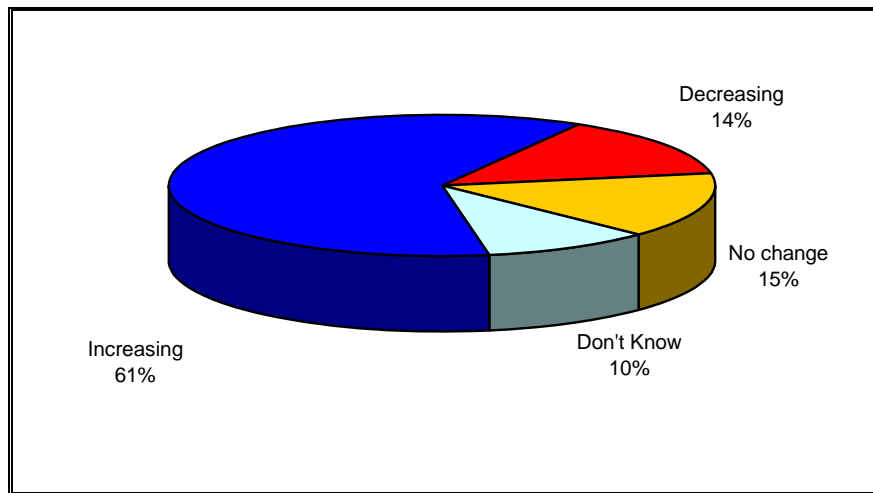




## IEWS ON ADDICTION

### NARCOTICS: PERCEPTIONS ABOUT ITS BURDEN IN THE COUNTRY

**Question:** In light of the News coming from around the country, in your opinion, is the use of Narcotics increasing or decreasing in the country?



**Source:** Gallup & Gilani / National Survey, 2009

### Comparative Data

*Percent of Respondents*

	1989	2000	2009
Increasing	46%	59%	61%
Decreasing	16%	16%	14%
No Change	13%	16%	15%
Don't Know	25%	9%	10%

**Source:** Gallup & Gilani / National Survey 1989, 2000, 2009

**Note:** Caution should be taken while interpreting comparative data. Please read the note on Comparative Data in Methodology

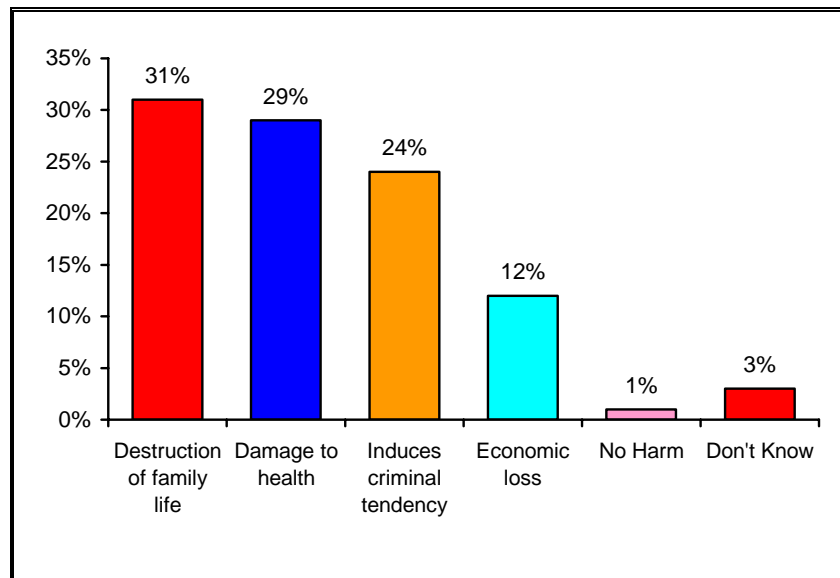
**Note:** For more details on Methodology please refer to the Methodology Section



## IEWS ON ADDICTION

### NARCOTICS: PERCEPTIONS OF ITS ADVERSE EFFECTS

**Question:** In your opinion, what is the biggest disadvantage of continuous use of Narcotics?



**Source:** Gallup & Gilani / National Survey, 2009

### Comparative Data

*Percent of Respondents*

	<b>2000</b>	<b>2009</b>
Damage to Health	39%	29%
Destruction of family	35%	31%
Induction of Criminal tendency	15%	24%
Economic Loss	6%	12%
No Harm	-	1%
Don't Know	5%	3%

**Source:** Gallup & Gilani / National Survey 2000, 2009

**Note:** Caution should be taken while interpreting comparative data. Please read the note on Comparative Data in Methodology

**Note:** For more details on Methodology please refer to the Methodology Section



## **VIEWS ON ADDICTION**

### **NARCOTICS: PERCEPTIONS OF ITS ADVERSE EFFECTS**

**Question:** Different people have different views about the adverse effects of Narcotics for our society. I will enlist a few of such opinions. Please tell me how important or un important do you consider the following effects of Narcotic use?

*Percent of Respondents*

	Very Important	Somewhat Important	Not Important	Don't Know/ No Response
Use of Narcotics leads to serious <b>health problems</b>	90%	3%	2%	5%
Use of Narcotics increases <b>crimes</b>	85%	6%	1%	8%
Use of Narcotics causes <b>financial loss and</b> deviates people from productive work	91%	3%	-	6%

Gallup & Gilani / National Survey 1987

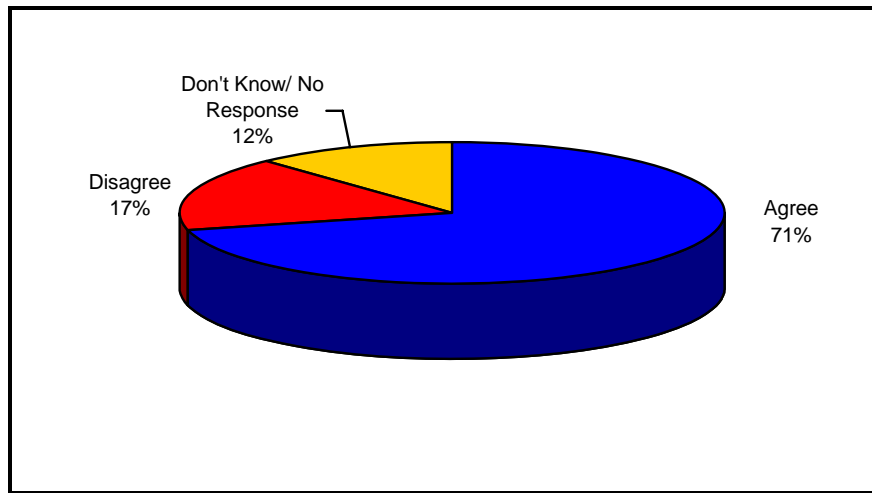
**Note:** For more details on Methodology please refer to the Methodology Section



## VIEWS ON ADDICTION

### NARCOTICS: PERCEPTIONS OF ITS ADVERSE EFFECTS

**Question:** Some people say that Narcotic Smuggling is creating law and order problems in our country. Do you agree or disagree to this statement?



Gallup & Gilani / National Survey 1987

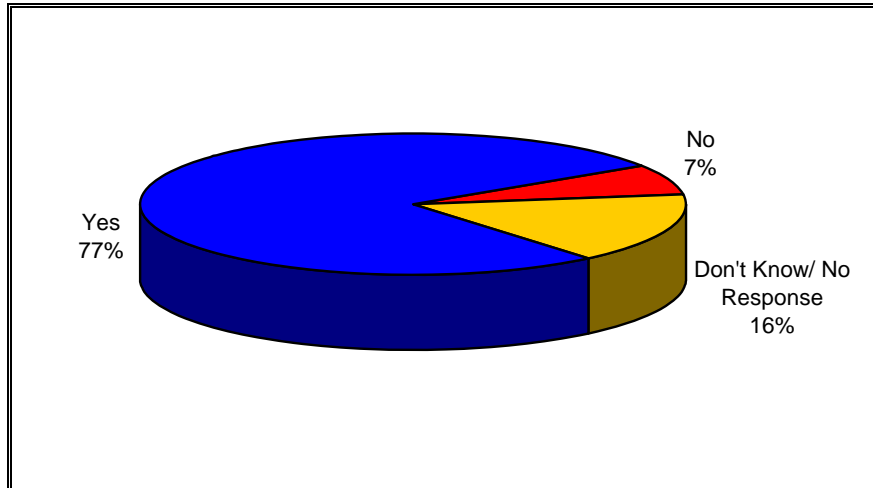
**Note:** For more details on Methodology please refer to the Methodology Section



## IEWS ON ADDICTION

### NARCOTICS: PERCEPTIONS OF ITS ADVERSE EFFECTS

**Question:** In your opinion does smuggling of narcotics give rise to other crimes or not?



Gallup & Gilani / National Survey 1987

**Note:** For more details on Methodology please refer to the Methodology Section

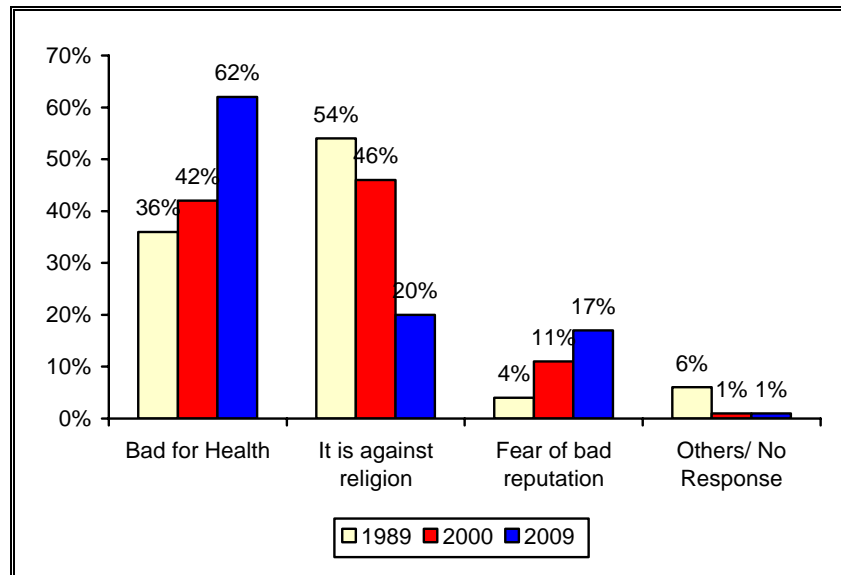


## VIEWES ON ADDICTION

### NARCOTICS: REASON FOR ABSTINENCE?

**Question:** Suppose, if you ever have a chance to use Narcotics and you prefer not to use them, then what would be the main reason for not using Narcotics?

#### Comparative Data



**Source:** Gallup & Gilani / National Survey, 1989, 2000 and 2009

**Note:** Caution should be taken while interpreting comparative data. Please read the note on Comparative Data in Methodology

Realization of health adverse effects of Narcotics has considerably increased over the years and appears as the top reason which would bar people from using them.

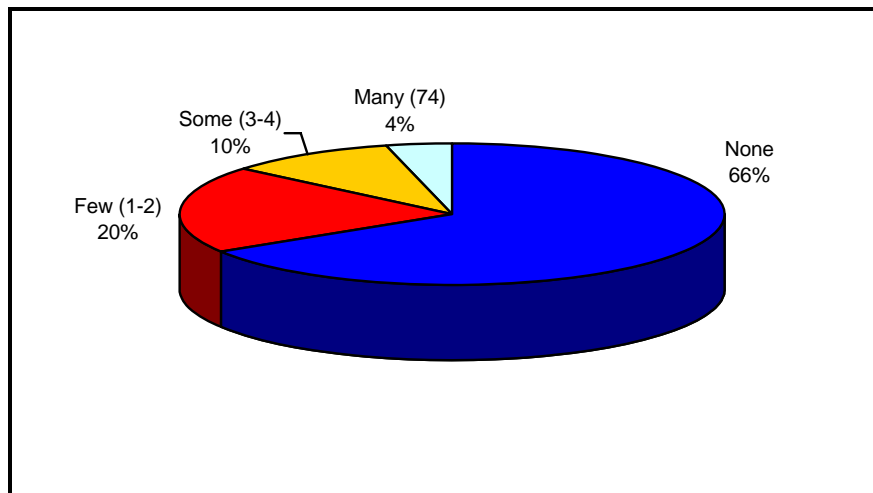
**Note:** For more details on Methodology please refer to the Methodology Section



## VIEWS ON ADDICTION

### NARCOTICS: ACQUAINTANCE WITH ADDICTS?

**Question:** Do you know of any individuals among your contacts who have ever been involved in using Narcotics?



**Source:** Gallup & Gilani / National Survey, 2009

### Comparative Data

	<i>Percent of Respondents</i>		
	<b>1989</b>	<b>2000</b>	<b>2009</b>
None	66%	62%	66%
Few (1-2)	11%	21%	20%
Some (3-4)	5%	7%	10%
Many (more than 4)	15%	8%	4%
No Response	3%	2%	-

**Source:** Gallup & Gilani / National Survey 1989, 2000, 2009

**Note:** Caution should be taken while interpreting comparative data. Please read the note on Comparative Data in Methodology

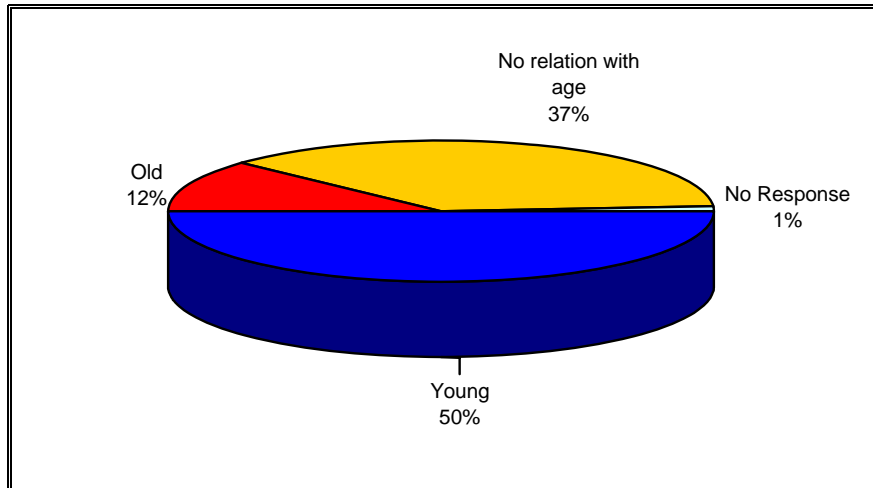
**Note:** For more details on Methodology please refer to the Methodology Section



## IEWS ON ADDICTION

### NARCOTICS: AGE OF ADDICTS?

**Question:** In your opinion, is narcotic use more in young age groups, or older people or does it have no relation with age?



Gallup & Gilani / National Survey 2000

**Note:** For more details on Methodology please refer to the Methodology Section

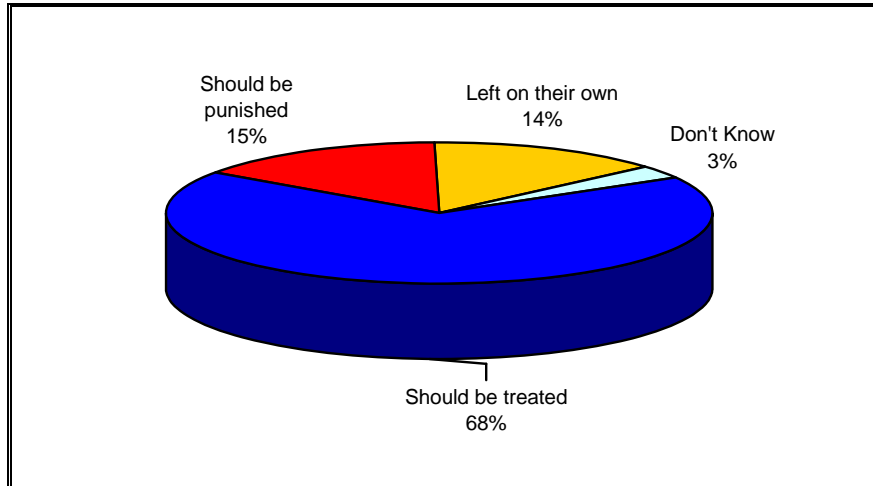




## IEWS on Addiction

### NARCOTICS: HOW TO TREAT ADDICTS?

**Question:** In your opinion, what attitude should be adopted towards Addicts?



**Source:** Gallup & Gilani / National Survey, 2009

### Comparative Data

	<i>Percent of Respondents</i>	
	<b>2000</b>	<b>2009</b>
Left on their own	8%	14%
Treated	69%	68%
Punished	19%	15%
Don't Know	4%	3%

**Source:** Gallup & Gilani / National Survey 2000, 2009

**Note:** Caution should be taken while interpreting comparative data. Please read the note on Comparative Data in Methodology

**Note:** For more details on Methodology please refer to the Methodology Section



## **VIEWS ON ADDICTION**

### **NARCOTICS: HOW TO TREAT ADDICTS?**

**Question:** In your opinion, what is the best measure to reform addicts?

#### Comparative Data

	<i>Percent of Respondents</i>	
	<b>2000</b>	<b>2009</b>
Involvement of <b>Elders of family</b>	30%	31%
Involvement of <b>Religious scholars</b>	21%	31%
Involvement of prominent people of the <b>Neighborhood</b>	21%	21%
Anti Narcotics campaign on <b>Media</b>	22%	17%
Others/ No Response	6%	-

**Source:** Gallup & Gilani / National Survey, 2000, 2009

**Note:** Caution should be taken while interpreting comparative data. Please read the note on Comparative Data in Methodology

**Note:** For more details on Methodology please refer to the Methodology Section



## VIEWS ON ADDICTION

### NARCOTICS: HOW TO TACKLE THE PROBLEM? EFFORTS OF GOVERNMENT

**Question:** Several measures have been suggested to minimize use of narcotics in Pakistan. I am reading out list of these measures. Please tell me if you agree or disagree to these measures?

*Percent of Respondents*

	Agree	Disagree	No Response/ Don't Know
People should be <b>informed</b> about the adverse effects of Narcotic usage	95%	1%	4%
Opium <b>cultivation</b> should be eliminated	92%	3%	5%
Special programs should be initiated to grow <b>alternate crops</b> (other than opium)	92%	1%	7%
Strict restrictions should be imposed on <b>smuggling of narcotics</b>	96%	1%	3%
Regulation and strict punishment for <b>producers of opium</b>	95%	1%	4%
Addicts should be punished seriously	93%	3%	4%
Strict action against those involved in <b>Narcotic trade</b> and smuggling	96%	1%	3%
All <b>laws</b> concerning Narcotics should be made more strict	95%	-	5%

Gallup & Gilani / National Survey 1987

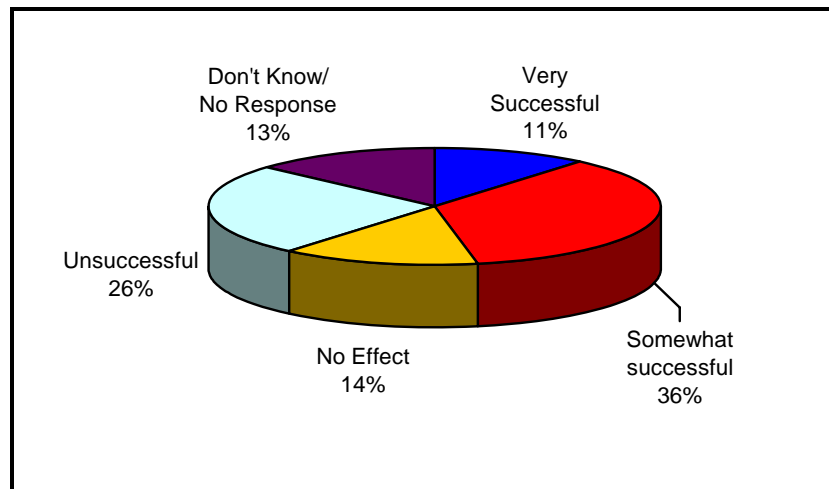
**Note:** For more details on Methodology please refer to the Methodology Section



## IEWS ON ADDICTION

### NARCOTICS: HOW TO STOP DRUG TRAFFICKING? EFFORTS OF GOVERNMENT

**Question:** Government is employing different measures to **stop illegal trafficking of narcotics**. Do you consider these efforts to be successful or unsuccessful, overall?



Gallup & Gilani / National Survey 1987

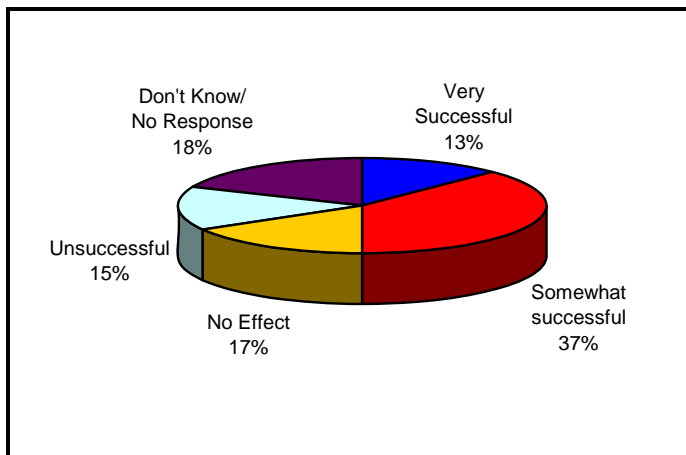
**Note:** For more details on Methodology please refer to the Methodology Section



## VIEWS ON ADDICTION

### NARCOTICS: EFFORTS OF GOVERNMENT ARE EDUCATIONAL PROGRAMS SUCCESSFUL?

Question: In your view, as to what extent Government's **educational/reformative programs** against narcotics are successful?



Gallup & Gilani / National Survey 1987

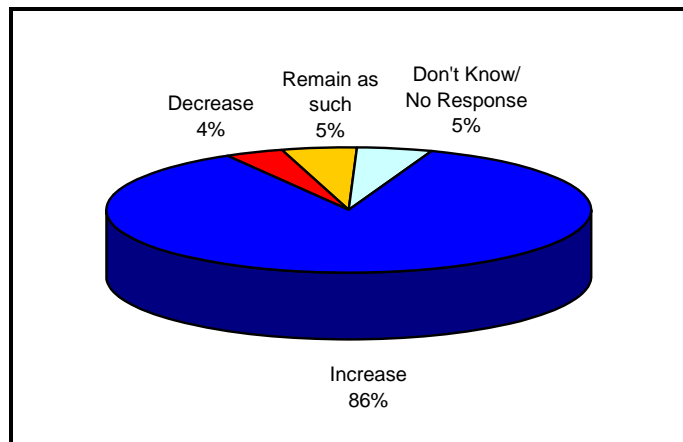
**Note:** For more details on Methodology please refer to the Methodology Section



## IEWS ON ADDICTION

### NARCOTICS: EFFORTS OF GOVERNMENT SHOULD GOVERNMENT INCREASE its EFFORTS?

**Question:** In your opinion should the efforts of Government against narcotics increase or decrease?



Gallup & Gilani / National Survey 1989

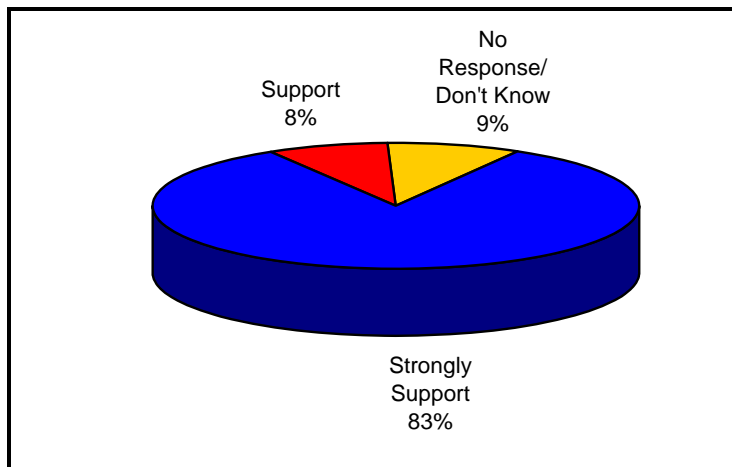
**Note:** For more details on Methodology please refer to the Methodology Section



## **VIEWS ON ADDICTION**

### **NARCOTICS: HOW TO STOP DRUG TRAFFICKING? EFFORTS OF GOVERNMENT: STRICT LAWS?**

**Question:** Some people say that Government should make **more strict laws** against trafficking of narcotics so that the violators can be imprisoned for long time. Others say that implementation of these new laws would be difficult and won't solve the problem. How much do you favor or disapprove the enactment of rigid laws against Narcotics?



Gallup & Gilani / National Survey 1987

**Note:** For more details on Methodology please refer to the Methodology Section



## VIEWS ON ADDICTION

### NARCOTICS: HOW TO STOP DRUG TRAFFICKING? SHOULD WE CO OPERATE WITH NEIGHBORING COUNTRIES?

**Question:** The problem of narcotics is not restricted to our country. Some people say that we can solve this problem by **mutual co- operation with our neighboring countries**. If we assist our neighboring countries with following measures, would you agree or disagree to each of the following measures?

*Percent of Respondents*

	Agree	Disagree	No Response/ Don't Know
<b>Exchange of Information</b> between Police about people involved in Drug trafficking in different countries	80%	5%	15%
<b>Similar laws</b> to be enacted against narcotic use in neighboring countries	70%	12%	18%
Criminals caught <b>smuggling</b> be handed over to the respective Governments	66%	19%	15%
Strict Customs regulations and better <b>vigilance against cross border trafficking</b>	87%	2%	11%

Gallup & Gilani / National Survey 1987

**Note:** For more details on Methodology please refer to the Methodology Section





## VIEWS ON ADDICTION

### NARCOTICS: HOW TO STOP DRUG TRAFFICKING? SHOULD WE CO OPERATE WITH WESTERN COUNTRIES?

**Question:** Different groups in different countries are involved in Narcotic trafficking. In your opinion should our Government co operate with **Governments of Western countries**, e.g. US, Britain, Germany etc to control narcotic smuggling or should our efforts be restricted to our country only?

	<i>Percent of Respondents</i>
Our Government should extend <b>full co-operation</b> to the governments of other countries	47%
Should <b>remain prepared to extend co-operation</b> to governments of other countries	4%
There is <b>no harm in co operation</b>	2%
Government should pay <b>more attention towards movement of narcotics within the country</b>	31%
There should be <b>no co-operation</b> with other countries.	2%
No Response/ Don't Know	8%

Gallup & Gilani / National Survey 1987

**Note:** For more details on Methodology please refer to the Methodology Section



SOCIAL EVILS  
**VIEWS ON ADDICTION**

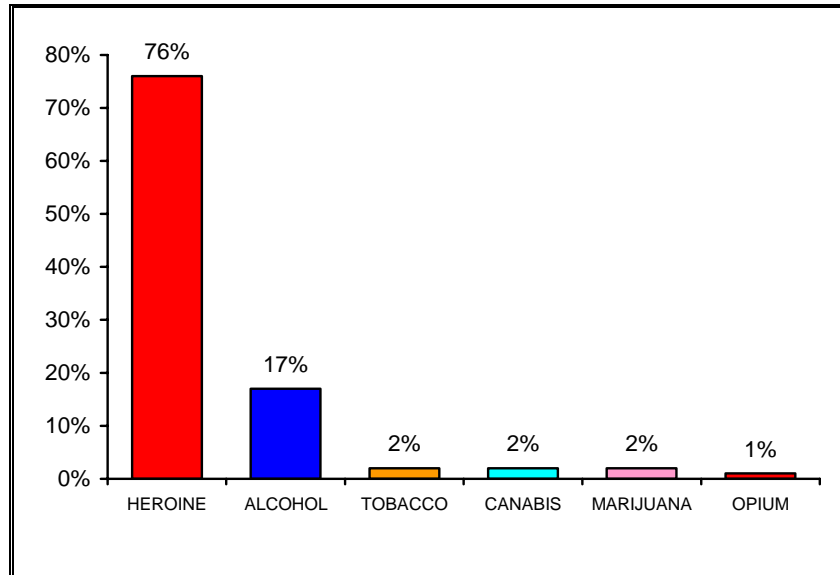
USE OF MISCELLANEOUS DRUGS



### VIEWS on Addiction

#### PERCEPTIONS ABOUT DIFFERENT DRUGS

**Question:** I will enlist a few things that are harmful for health. In your view, which of these do you consider as the most harmful? (Urban only)



**Source:** Gallup & Gilani / National Survey, 1998

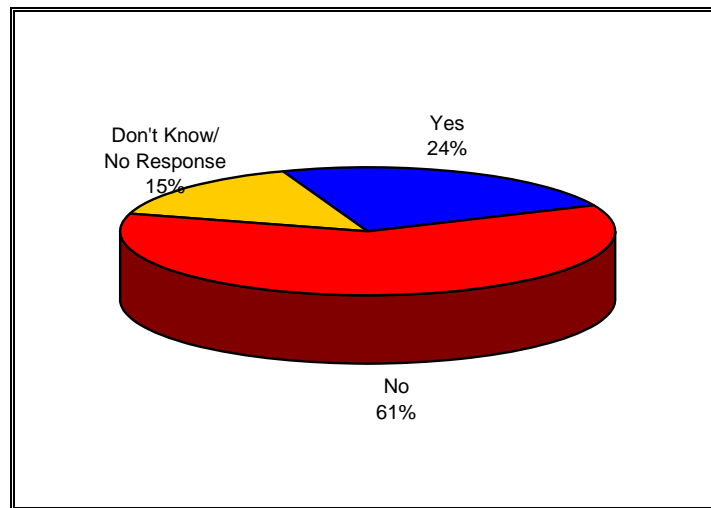
**Note:** For more details on Methodology please refer to the Methodology Section



## IEWS ON ADDICTION

### PERCEPTIONS ABOUT OPIUM USE

Question: Are you familiar with the use of opium as medicine?



**Source:** Gallup & Gilani / National Survey, 1987

**Note:** For more details on Methodology please refer to the Methodology Section



## **VIEWS ON ADDICTION**

### PERCEPTIONS ABOUT OPIUM USE

**Question:** Some people use opium as a medicine and sometimes give to children. Has it ever or has it not been used as a medicine in your household?

*Percent of Respondents*

Never used	74%
Was used	10%
Is used	4%
Don't Know	12%

**Source:** Gallup & Gilani / National Survey, 2000

**Note:** For more details on Methodology please refer to the Methodology Section



## VIEWS on Addiction

### PERCEPTIONS ABOUT DIFFERENT DRUGS

**Question:** I will name a few things. Kindly tell for each of the following if it is completely prohibited from religious point of view or it is not prohibited but considered bad or if it is considered right?

*Percent of Respondents*

	<b>Prohibited</b>	<b>Bad</b>	<b>Good/ Right</b>	<b>No Response</b>
Alcohol	97%	2%	-	1%
Cigarette	29%	64%	6%	1%
Charas(a preparation of Cannabis)	81%	17%	1%	1%
Opium	81%	17%	1%	1%
Tea	5%	18%	76%	1%
Bhang(a preparation of Cannabis)	72%	24%	2%	2%
Ganja (a preparation of Cannabis)	70%	27%	2%	1%
Naswar/ Oral Tobacco	39%	52%	8%	1%

**Source:** Gallup & Gilani / National Survey, 2008

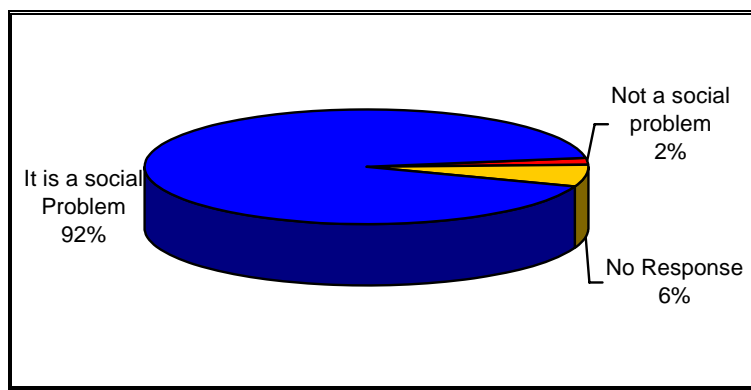
**Note:** For more details on Methodology please refer to the Methodology Section



## VIEWS ON ADDICTION

### PERCEPTIONS ABOUT DIFFERENT DRUGS IS ADDICTION A PROBLEM?

**Question:** Some people are of the view that use of drugs (*e.g., opium, heroine, Charas<sup>\*</sup>, Bhang<sup>\*\*</sup>, etc.*) is exceedingly alarming for our society. While others maintain that it is not a problem and it is just a matter of way of living and eating habits of the people. What is your opinion?



Gallup & Gilani / National Survey 1987

\*

\*\* Preparations of Cannabis

**Note:** For more details on Methodology please refer to the Methodology Section



## **VIEWS ON ADDICTION**

### PERCEPTIONS ABOUT DIFFERENT DRUGS HAVE PEOPLE HEARD NAMES OF DRUGS?

**Question:** Now I will name some of the drugs. Please tell me about each whether you have heard its name or not.

*Percent of Respondents*

	<b>% Respondents who have heard the name</b>	<b>% Respondents who have not heard the name</b>	<b>No Response</b>
Opium	95%	4%	1%
Heroin	89%	9%	2%
Charas*	96%	3%	1%
Bhang**	96%	3%	1%

Gallup & Gilani / National Survey 1987

\*

\*\* Preparations of Cannabis

**Note:** For more details on Methodology please refer to the Methodology Section





## VIEWS ON ADDICTION

### PERCEPTIONS ABOUT DIFFERENT DRUGS IS ADDICTION ON THE RISE?

**Question:** In your view, whether number of addicts of opium, heroine, Charas\*, Bhang\*\* and other drugs has increased or decreased in our country during last one year. *(Please tell about each drug separately)*

*Percent of Respondents*

	<b>Increased</b>	<b>No change</b>	<b>Decreased</b>	<b>No Opinion/ No Response</b>
Opium	38%	12%	22%	28%
Heroine	64%	2%	10%	24%
Charas*	45%	16%	26%	13%
Bhang**	28%	16%	26%	30%

Gallup & Gilani / National Survey 1987

\*

\*\* Preparations of Cannabis

**Note:** For more details on Methodology please refer to the Methodology Section



# METHODOLOGY

**Note:** For more details on Methodology please refer to the Methodology Section



## METHODOLOGY

The results presented here are from multiple *nation wide house hold surveys* carried out by Gallup and Gilani over the last three decades (1980-2010)

- **SAMPLE PROFILE:**

The respondents in these surveys range from *1000-2500 men and women of age 18 years and above* spread across the *rural and urban* areas of the *four provinces* of the country. They represent different age groups, education status and socio economic profile

Those which are urban only samples have been mentioned.

- **INTERVIEWING MODE:**

Face to Face, in-house interviews

- **SAMPLING METHODOLOGY:**

Multi-stage area probability sampling

- **SAMPLING TOLERANCE:**

Error margin is estimated to be  $\pm 2-3\%$  at 95% Confidence level

- **WEIGHTING:**

The data have been weighted to correspond with census distribution of population for the rural and urban areas of all four provinces.

- **SURVEY DATES:**

The respective year in which these surveys were carried out has been mentioned at the bottom of all charts and tables.

- **VALUES/ PERCENTAGES:**

All values given in this report are percentages unless otherwise specified.

- **NOTE ON COMPARATIVE SECTIONS:**

Caution should be taken in interpreting results in comparative sections of the report. The purpose of having comparative data is to show a broad trend in timeline rather than providing a statistical difference in opinions. This caution is based on following major considerations:

**Note:** For more details on Methodology please refer to the Methodology Section



- The exact question wordings may vary across the years where comparison is drawn
- The methodology and sample size may vary
- The timeline is not uniform, we have provided data at two or more points in time as available.

### **DISCLAIMER**

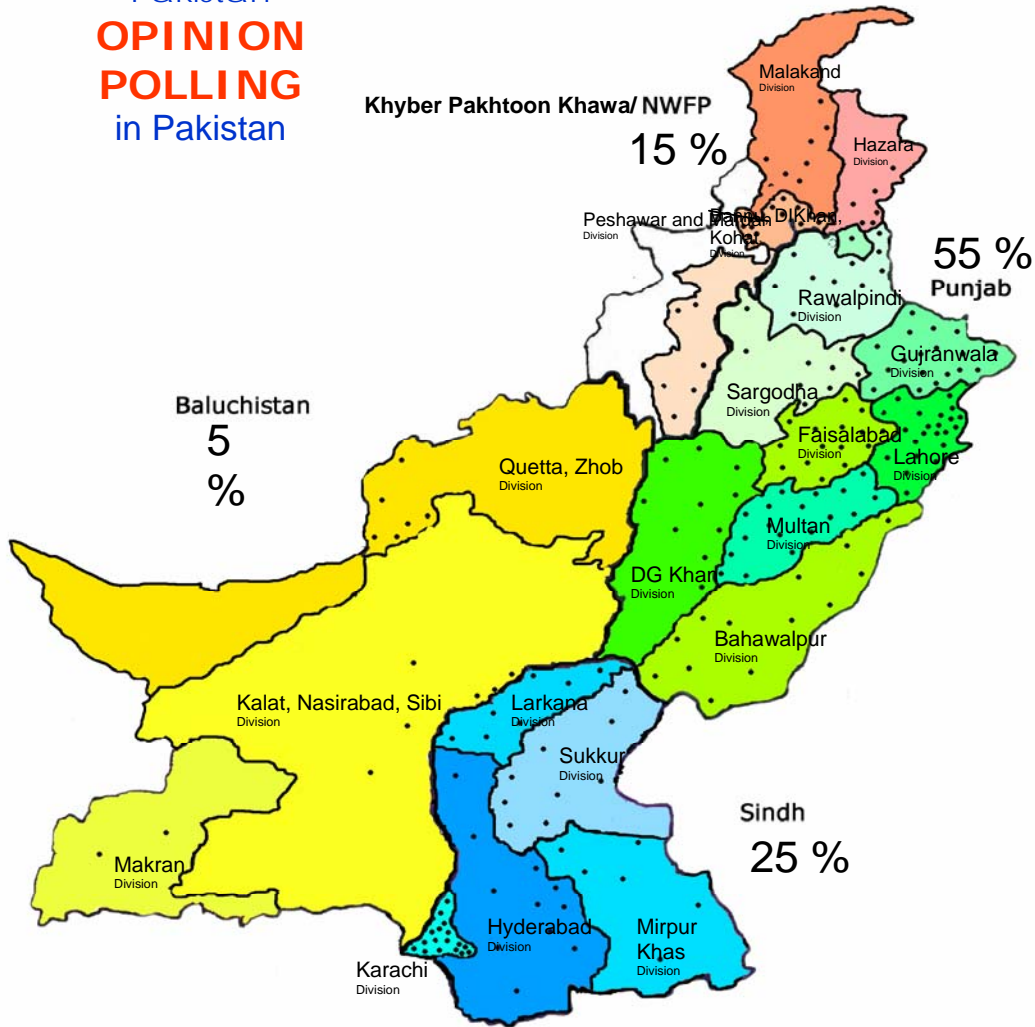
This report is for Public Debate and not for strict policy measures or decisions. Gallup and Gilani does not take any responsibility for any loss or profit arising out of Public or Private use of this report or its findings.

### **PROPREITORY INFORMATION**

The Data quoted and used in this report is the property of Gallup & Gilani Pakistan.



Gallup & Gilani  
Pakistan  
**OPINION  
POLLING**  
in Pakistan



**REPRESENTS**

**Statistical Cross-section:** Gender, Age, Income, Education, Region & Language

**Universe:** ~45,000 villages; 60,000 Urban Census Blocks

**Note:** For more details on Methodology please refer to the Methodology Section



World Leaders in Marketing Research & Consultancy

**Islamabad:** +92 51 2655630

**Lahore:** +92 42 35842419

**Karachi:** +92 21 4537569

Email: [info@gallup.com.pk](mailto:info@gallup.com.pk)

Web : [www.gallup.com.pk](http://www.gallup.com.pk)

[www.gallup-international.com](http://www.gallup-international.com)

**Disclaimer:** Gallup Pakistan is not related to Gallup Inc. headquartered in Washington D.C. USA. We require that our surveys be credited fully as Gallup Pakistan (not Gallup or Gallup Poll). We disclaim any responsibility for surveys pertaining to Pakistani public opinion except those carried out by Gallup Pakistan, the Pakistani affiliate of Gallup International Association. For details on Gallup International Association see website: [www.gallup-international.com](http://www.gallup-international.com)