


30 Years of Polling On Education in Pakistan 1980-2010

Perceptions, Preferences and Problems



A Gallup Pakistan Report
May 26, 2010

Gallup & Gilani
PAKISTAN
Affiliated with Gallup, world at work
World Leaders in Marketing Research & Consultancy



30 YEARS OF POLLING ON EDUCATION IN PAKISTAN

1980-2010

Perceptions, Preferences and Problems

(NOT FOR PUBLIC RELEASE OR PUBLICATION)

Presented to a select group of
Education Professionals at
Islamabad Club, Islamabad



March 26, 2010

Disclaimer: Gallup Pakistan is not related to Gallup Inc. headquartered in Washington D.C. USA. We require that our surveys be credited fully as Gallup Pakistan (not Gallup or Gallup Poll). We disclaim any responsibility for surveys pertaining to Pakistani public opinion except those carried out by Gallup Pakistan, the Pakistani affiliate of Gallup International Association. For details on Gallup International Association see website: www.gallup-international.com

LOOKING BACK AND LOOKING AHEAD

The basic purpose of this Roundtable and Report is to start a meaningful debate on the issue of Education Research in Pakistan and identify avenues of further improvement. We admit that during the last 30 years we often asked inappropriate questions or did not maintain a time series as we should have. Moreover, our questions were not always informed by Education Expert knowledge. Hopefully in the future, we will frame more ‘informed questions’ in a more ‘informed framework’.

While recognizing its limitations, what we have and present here, provides approximations to Perceptions on a wide variety of Education issues, which may otherwise be unavailable in a scientific fashion.

We present this to generate a constructive debate between Education Professionals and Survey Researchers. The two can join hands to produce valuable Research and teaching materials for Education Professionals.

The data pertain to 30 years of polling work. We have made much effort to standardize the samples and question wording wherever comparisons are made across years. However it still leaves room for improvement. We will join our readers in bringing greater refinement in all stages of research as we look ahead to future work on the same subjects.

We would welcome any suggestions or comments.

30 YEARS OF POLLING ON EDUCATION IN PAKISTAN

Perceptions, Preferences and Problems of the Pakistani Public

Introduction

Issues in Education

- 1- Aspirations for Literacy and Education attainment
- 2- Education for Women
- 3- Education for Political Leadership
- 4- Public-Private Schooling
- 5- Schooling and School Management
- 6- Language of Education
- 7- Higher Education
- 8- Profession Choices
- 9- Education and Society
- 10- Progress in Education

Methodology

INTRODUCTION

Pakistan is the 6th largest country of the world with a population of approximately 174 million. 37% of Pakistani population is below 15 years of age. The literacy level in age 15 and above is 50%. This is 63% for males and 36% for the female population. (2005 estimate) According to 2006 estimates, 2.6% of GDP is spent on education*.

There are total **251,134** educational institutions of all categories in the country. Out of these **71%** are in public sector and remaining **29%** in private sector. The total enrolment in all categories of educational institutions for both public and private sectors is **36 million**. The total **male enrolment is 20 million and female enrolment is 16 million****.

Schools	Total	Public	Private	Enrolment
Primary	156,732	89%	11%	17 million
Middle	39,370	39%	61%	5 million
Secondary/High	22,909	41%	59%	2 million
Higher Secondary	2,996	39%	61%	853,535
Degree Colleges	1,135	68%	32%	325,993
Universities	116	51%	49%	424,012
Professional Institutions	1,516	37%	63%	419,784
Technical and Vocational Institutions	3,059	30%	70%	238,687
Teachers training Institutions	169	86%	14%	596,592
Non-Formal Basic Education	10,185	-	-	361,747
Deeni Madaris	12,513	3%	97%	1.5 million
TOTAL	250,700			36 Million

**** Source:** *Pakistan Education Statistics 2005-2006 prepared by EMIS Division under NEMIS Project*

* Pakistan Economic Survey 2008-2009

Section 1

ASPIRATIONS

Aspiration for literacy is near universal for both boys and girls. Aspired level of Education is higher for Male than Female child. But we see dramatic change in rising aspirations for higher education of female child during these 30 years.

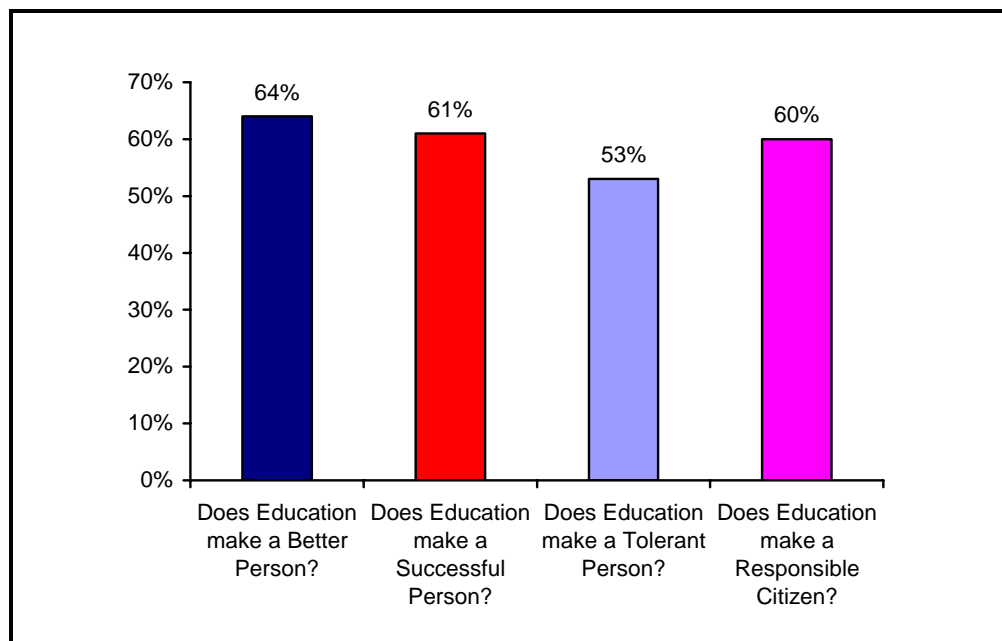
59% of Pakistanis aspire their girls to go to college and beyond. 86% of them aspire the same for boys.

ASPIRATIONS

PERCEPTIONS ON EDUCATION: WHY IS IT NEEDED? WHAT DIFFERENCE DOES IT MAKE?

Question: Suppose that Aslam and Waseem are friends. **Aslam is ‘illiterate’** and **Waseem is ‘educated’**. In your opinion, how much likely is it that Waseem would be better than Aslam in different aspects of life? I will enlist different aspects, please give your opinion about each of these?

	Very Likely
Is Waseem a better person than Aslam because of education?	64%
Is Waseem capable of making greater progress in life than Aslam because of education?	61%
Will Waseem be more tolerant and less inclined towards extremism and terrorism as compared to Aslam because of education?	53%
Is Waseem more likely to behave as a responsible citizen of his country as compared to Aslam because of education?	60%

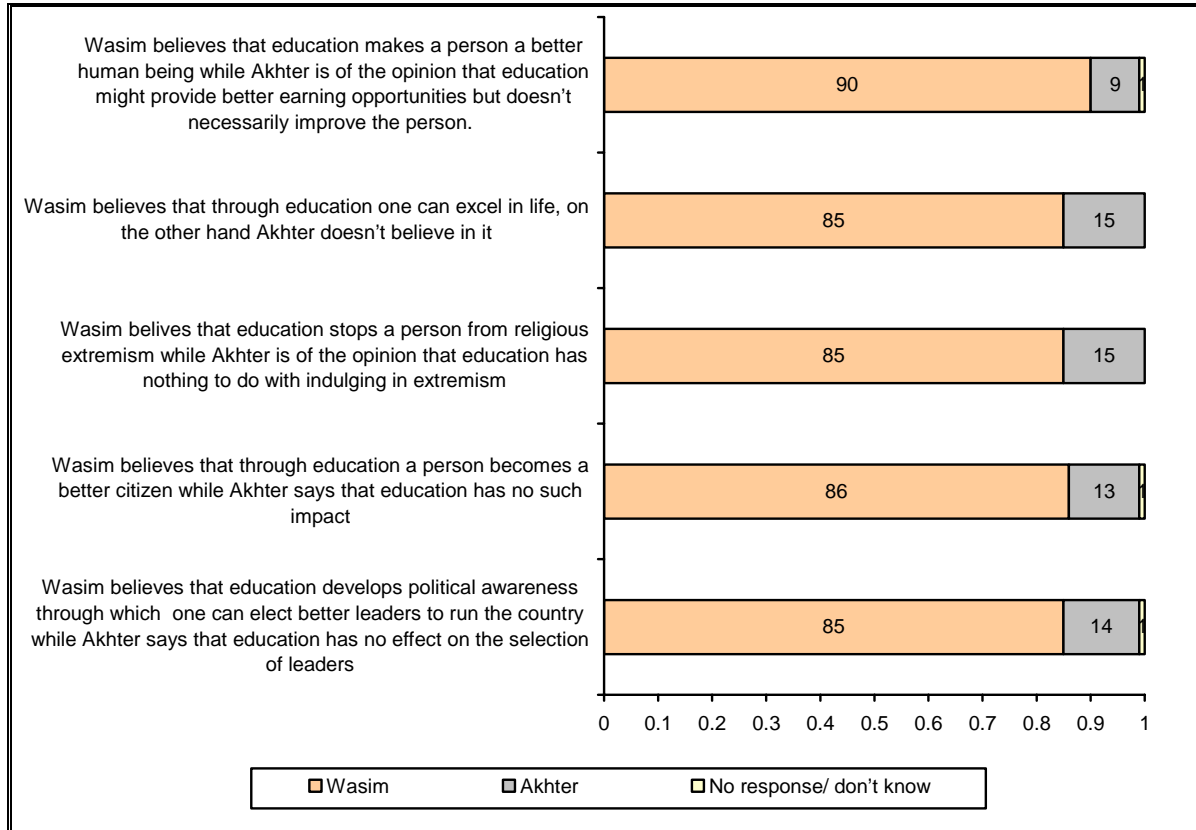


Source: Gallup & Gilani / National Survey, 2009

ASPIRATIONS

PERCEPTIONS ON EDUCATION: WHY IS IT NEEDED? WHAT DIFFERENCE DOES IT MAKE?

In the following scenarios please choose which individual in your opinion is correct?

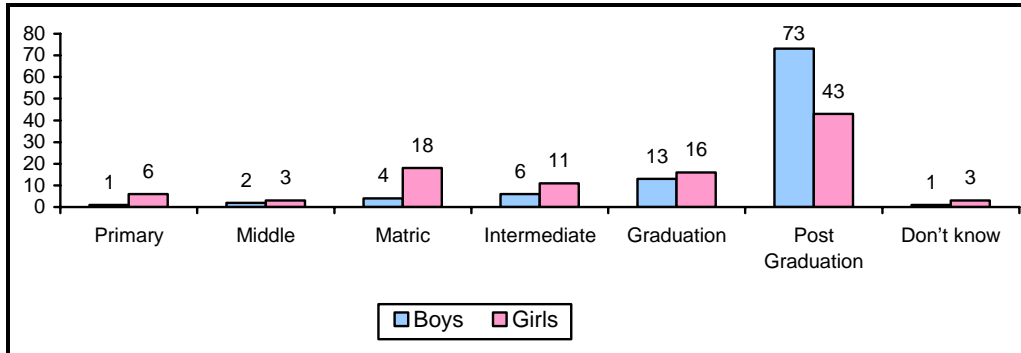


Source: Gallup & Gilani / National Survey, 2009

ASPIRATIONS

HOW MUCH EDUCATION SHOULD BE GIVEN TO CHILDREN?

Question: To which level do you think boys and girls should be educated to?

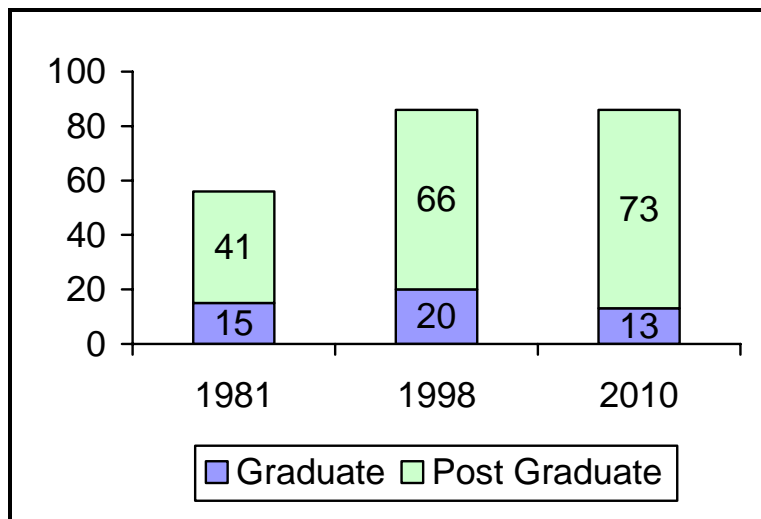


Source: Gallup & Gilani / National Survey, 2010

ASPIRATIONS

HOW MUCH EDUCATION SHOULD BE GIVEN TO CHILDREN?

College and Beyond (BOYS)



Boys	1981	1998	2010
Primary	2%	-	1%
Middle			2%
Matriculation	18%	5%	4%
Intermediate	9%	6%	6%

Graduation	15%	20%	13%
Post Graduation	41%	66%	73%
Other Responses	15%	3%	1%

Source: Gallup & Gilani / National Surveys, 1981, 1998, 2010

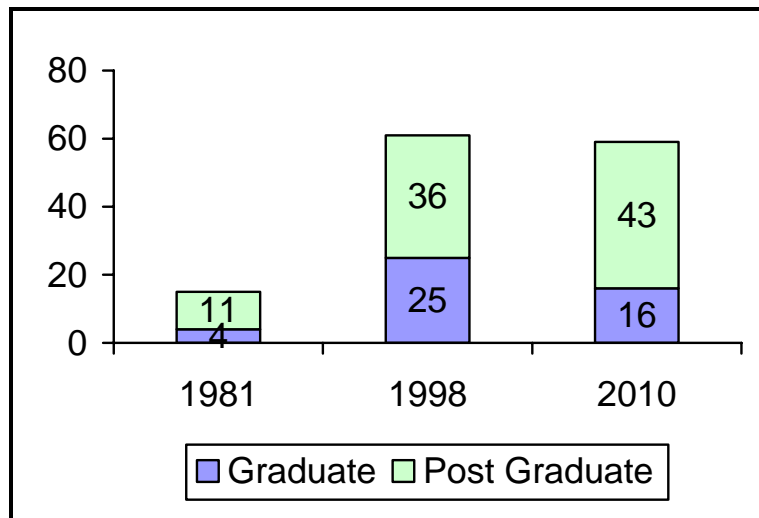
Note: Caution should be taken while interpreting comparative data. Please read the note on Comparative Data in Methodology

ASPIRATIONS

HOW MUCH EDUCATION SHOULD BE GIVEN TO CHILDREN?

College and Beyond

(GIRLS)



Boys	1981	1998	2010
Primary	20%	-	6%
Middle			3%
Matriculation	22%	24%	18%
Intermediate	3%	11%	11%

Graduation	4%	25%	16%
Post Graduation	11%	36%	43%
Other Responses	40%	4%	3%

Source: Gallup & Gilani / National Surveys, 1981, 1998, 2010

Note: Caution should be taken while interpreting comparative data. Please read the note on Comparative Data in Methodology

Section 2

EDUCATION FOR WOMEN

- Some taboos about the “mischief” of education for women continue. But there is a sharp decline since 1980.

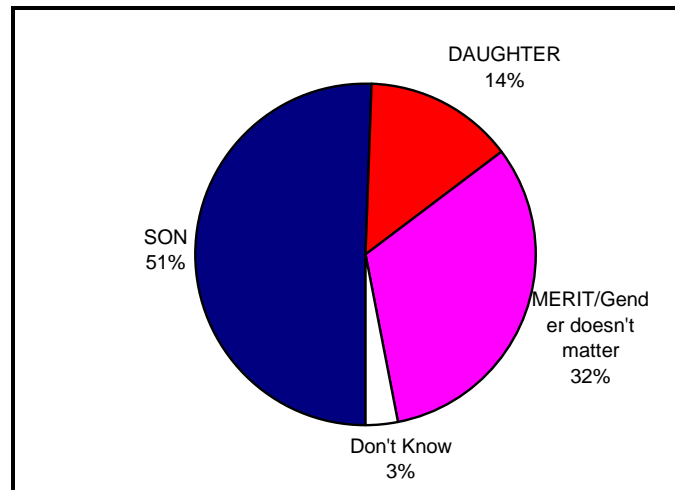
Fewer Pakistanis believe education makes women disrespectful and liberal etc.

- Steeply higher desire for female education as means for employment.

EDUCATION FOR WOMEN

GENDER PREFERENCES: FEMALE EDUCATION?

Question: Suppose that you have a son and a daughter. Due to financial difficulties, you have finances to support education of only one of your children. Who would you prefer to have the education?



Source: Gallup & Gilani / National Survey, 2009

SEGMENT ANALYSIS

Gender Wise:

Percent of Respondents who prefer

Gender of Respondent	Son	Daughter	Gender doesn't matter	Don't Know
Among Men	56%	12%	29%	3%
Among Women	43%	17%	36%	4%

Trends are similar in both genders

Age Wise:

Percent of Respondents who prefer

Age of Respondents (Years)	Son	Daughter	Gender doesn't matter	Don't Know
Under 30	52%	15%	29%	4%
31-50	50%	13%	34%	3%
51 and above	38%	27%	32%	3%

Those who are above fifty years of age are twice as likely to prefer daughter's education as compared to those under 50 years.

Socioeconomic:

Percent of Respondents who prefer

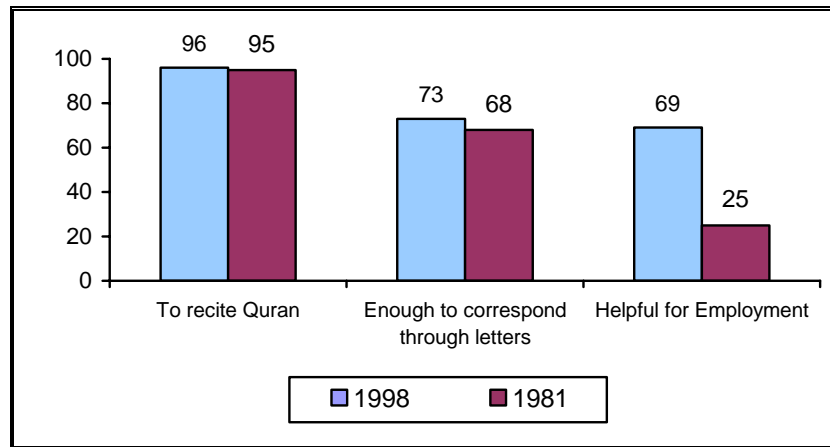
Monthly Household Income	Son	Daughter	Gender doesn't matter	Don't Know
Up to Rs. 7000	54%	16%	25%	5%
7001-15000 Rs.	51%	16%	31%	2%
15001-30000 Rs.	44%	13%	41%	2%
Above 30000 Rs.	34%	13%	51%	2%

Preference for merit increases with increasing monthly household income

EDUCATION FOR WOMEN: WHAT KIND?

Question: What sort of education is essential for the female child, education which enables to....

Only those who consider each type of education essential are shown below:

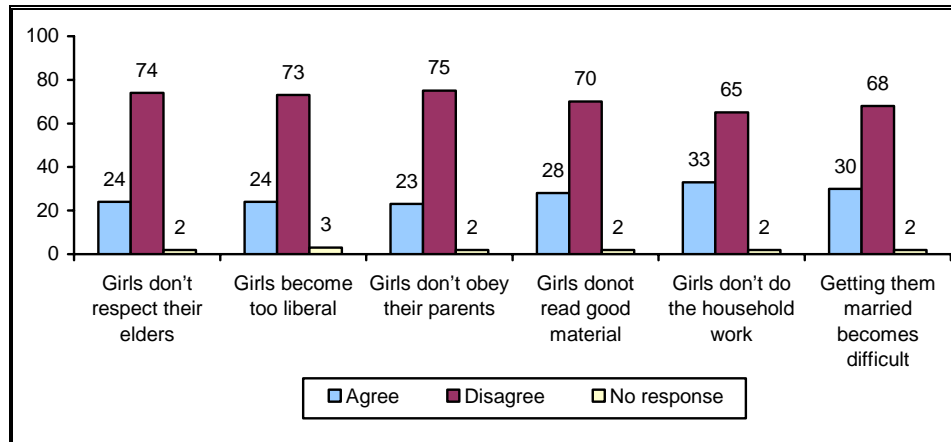


Source: Gallup & Gilani / National Survey, 1981, 1998

Note: Caution should be taken while interpreting comparative data. Please read the note on Comparative Data in Methodology

EDUCATION FOR WOMEN: WHAT ARE THE MYTHS/FEARS?

Question: Some people favor girls’ education and some oppose it. I will enlist a few opinions about the consequences of educating girls. Please tell me if you agree or disagree to each statement?



Source: Gallup & Gilani / National Survey, 2003

COMPARATIVE TABLE:

Only those who agree to each statement

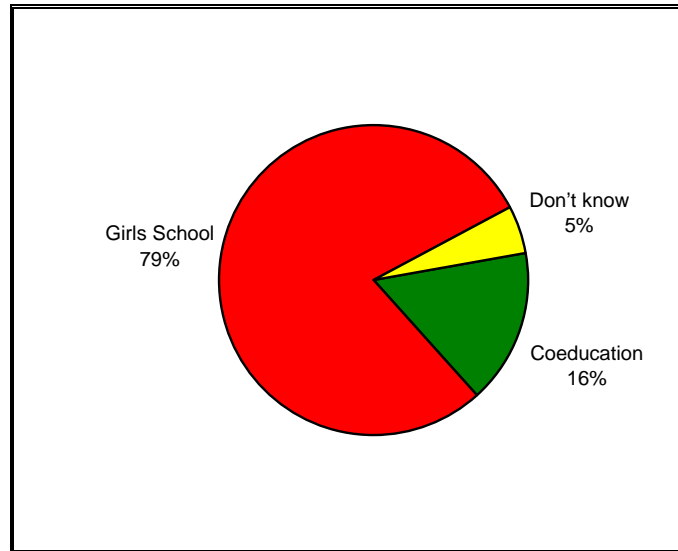
	1981	2003
Girls don't respect their elders	45%	24%
Girls don't obey their parents	48%	23%
Girls become too liberal	57%	24%
Girls read all sorts of magazines and books	57%	28%
Girls don't do house hold work	53%	33%
It becomes difficult to get them married	49%	30%

Source: Gallup & Gilani / National Surveys, 1981, 2003

Note: Caution should be taken while interpreting comparative data. Please read the note on Comparative Data in Methodology

EDUCATION FOR WOMEN: IDEAS ON CO-EDUCATION

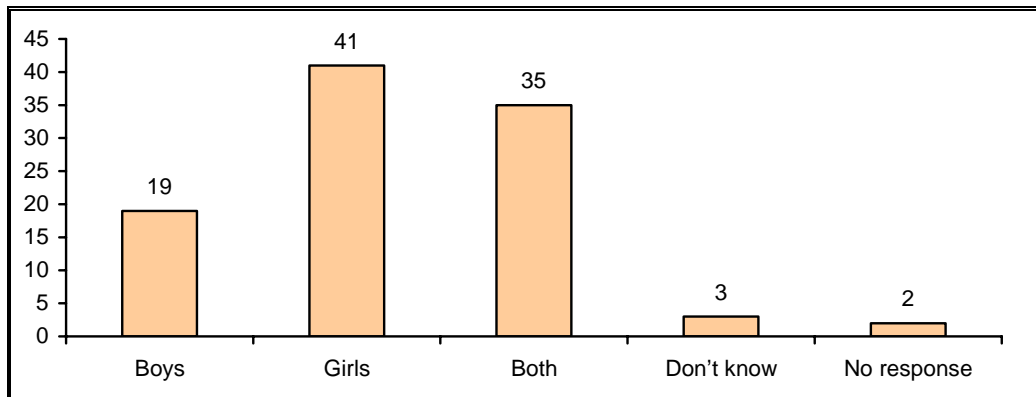
Question: Suppose if the standard of education and tuition fee is the same, would you like your daughter to study in a co-education school or in a school which is only for girls?



Source: Gallup & Gilani / National Surveys, 2010

ARE GIRLS EQUALLY INTELLIGENT AS COMPARED TO BOYS?

Question: When girls and boys study together, who do you think is smarter?

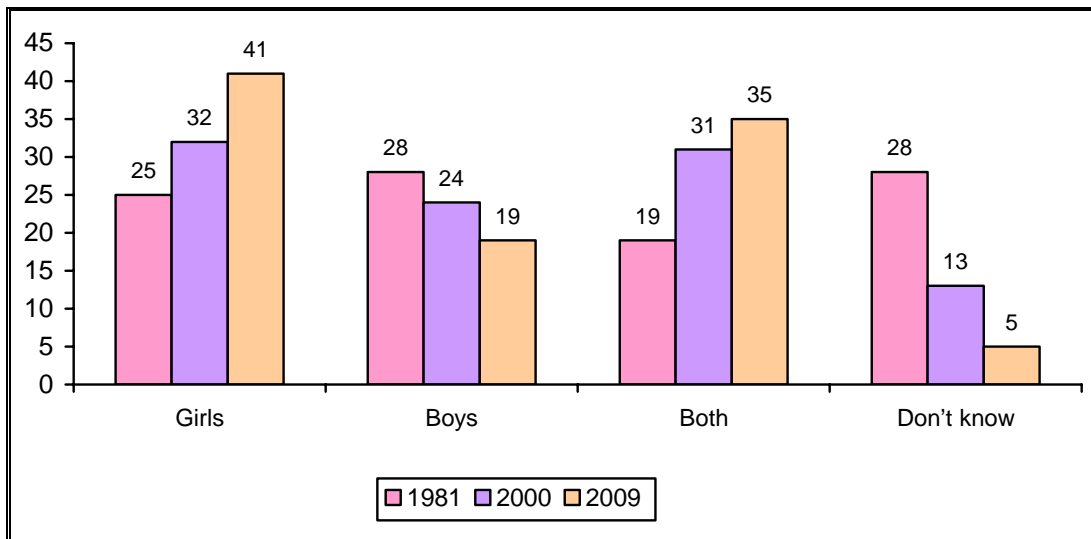


Source: Gallup & Gilani / National Survey, 2009

ARE GIRLS EQUALLY INTELLIGENT AS COMPARED TO BOYS?

COMPARATIVE TABLE:

Question: When girls and boys study together, who do you think is smarter?



Source: Gallup & Gilani / National Surveys, 1981, 2000, 2009

Note: Caution should be taken while interpreting comparative data. Please read the note on Comparative Data in Methodology

Section 3

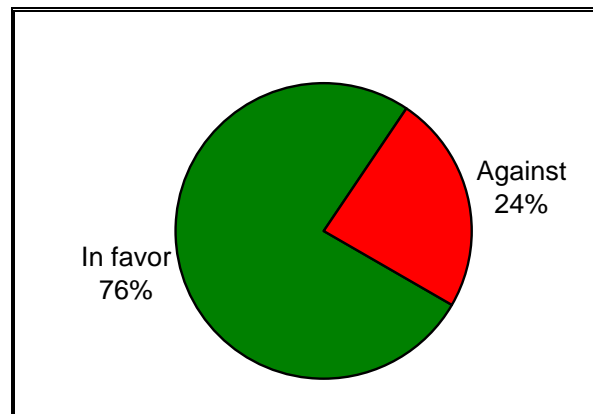
EDUCATION FOR POLITICAL LEADERSHIP

- Pakistanis want their political leaders to be College graduates (notwithstanding the democratic argument against it)

EDUCATION FOR POLITICAL LEADERSHIP

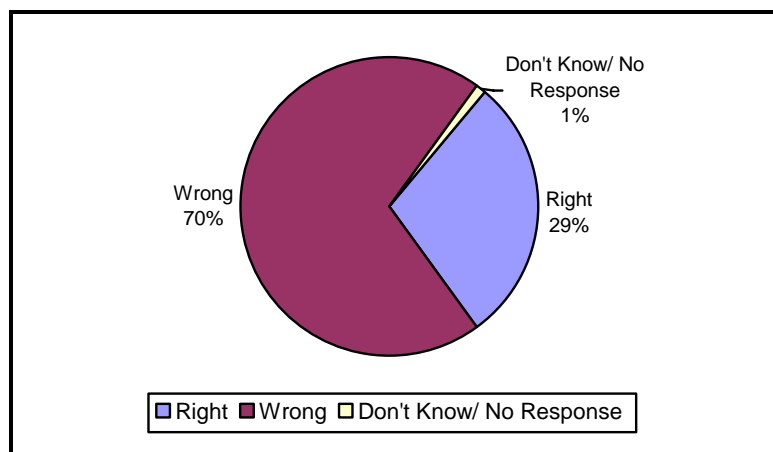
DO PEOPLE WANT THEIR LEADERS TO BE EDUCATED?

Question: Recently government has made **graduation compulsory for Members of National Assembly (MNAs)**. Are you in favor of this decision or against it?



Source: Gallup & Gilani / National Survey, 2002

Question: Recently Government has **abolished the restriction of Graduation** for taking part in elections. Do you consider it to be a wrong or a right step of the Government?

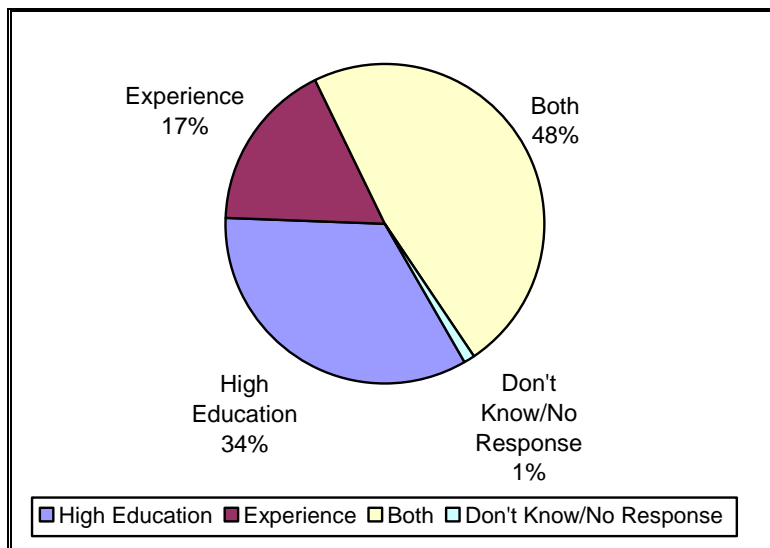


Source: Gallup & Gilani / National Survey, 2009

EDUCATION FOR POLITICAL LEADERSHIP

DO PEOPLE WANT THEIR LEADERS TO BE EDUCATED?

Question: In your view is it essential to have high education to run government or is it necessary to be experienced or is it essential to have both high education and experience in order to run the Government well?



Source: Gallup & Gilani / National Survey, 2009

Section 4

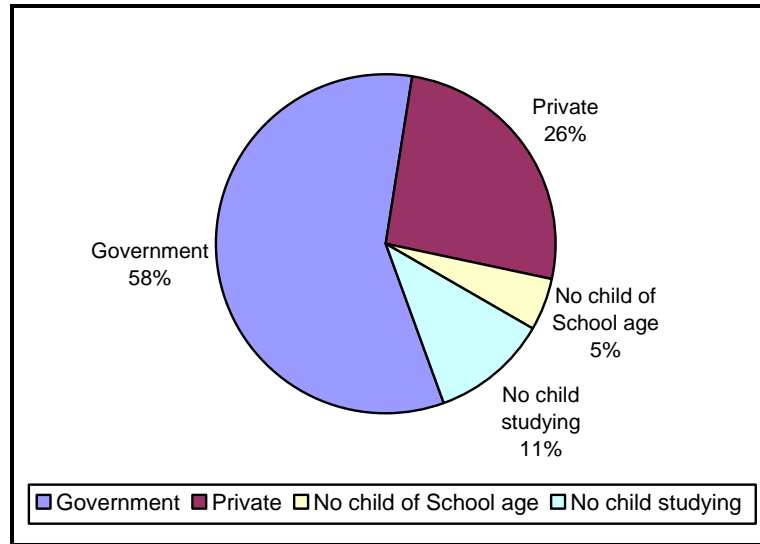
PUBLIC-PRIVATE SCHOOLING

While most parents send their children to public (government run) schools, majority believes quality of education is superior in the private schools.

PUBLIC VERSUS PRIVATE SCHOOLS

PUBLIC VERSUS PRIVATE: PRACTICE?

Question: In which schools did your children study or are still studying, public or private?



Source: Gallup & Gilani / National Survey, 2008

Note: 31% of respondents with a child in school say the children are studying in Private school (at least one child in household)

COMPARATIVE TABLE:

	2008	2004
Government	58%	41%
Private	26%	34%
No child of School Age	5%	8%
No child is studying	11%	17%

Source: Gallup & Gilani / National Survey, 2004 and 2008.

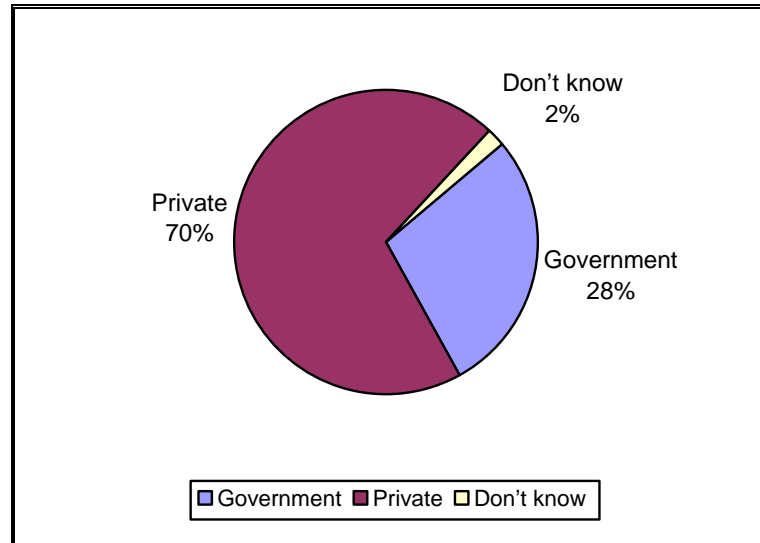
Note: Issues Flagged:

- 1- Is enrolment on the rise and the new groups which are enrolled attend public schools?
Thus ratio of children in public schools has started to rise.
- 2- Or is it a data issue?
- 3- Population growth has slowed. Hence fewer (5% rather than 8% are in school going age)
- 4- Enrolment has risen, hence fewer children of school going age are out of school (11% instead of 17%)

Note: Caution should be taken while interpreting comparative data. Please read the note on Comparative Data in Methodology

PUBLIC VERSUS PRIVATE: WHO IMPARTS BETTER EDUCATION?

Question: Recently a number of private schools have opened up. Do you think that Government schools offer better education or the private schools?



Source: Gallup & Gilani / National Survey, 2006

COMPARATIVE TABLE:

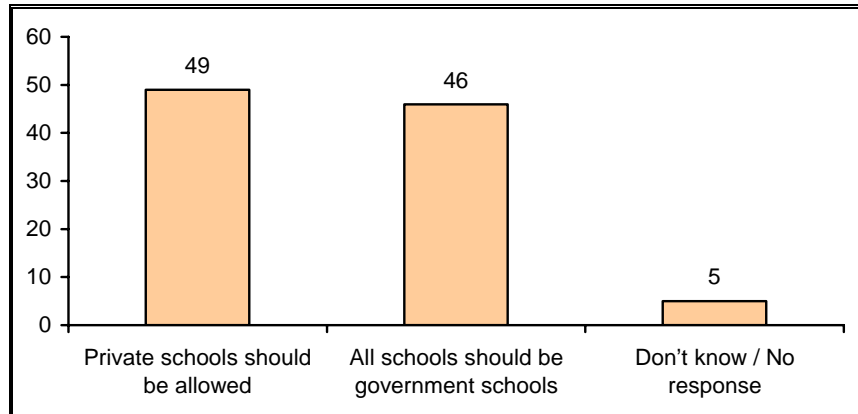
	1989	1998	2000	2006
Government	26%	22%	27%	28%
Private	55%	63%	62%	70%
Other Responses	19%	15%	11%	2%

Source: Gallup & Gilani / National Survey, 1989, 1998, 2000, 2006

Note: Caution should be taken while interpreting comparative data. Please read the note on Comparative Data in Methodology

**PUBLIC VERSUS PRIVATE:
 SHOULD PRIVATE SCHOOLS BE ALLOWED?**

Question: In your opinion, should private schools be allowed to operate or should all Schools be Government owned?



Source: Gallup & Gilani / National Survey, 2009

COMPARATIVE TABLE:

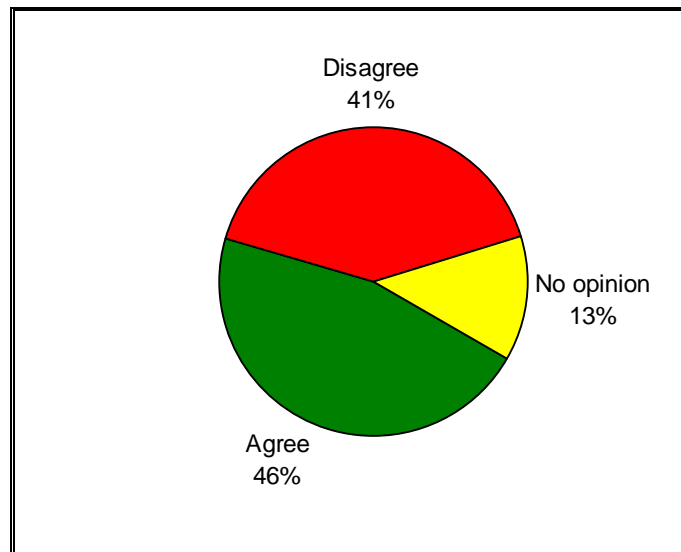
	1989	2009
All Schools should be Government owned	37%	46%
Private Schools should be allowed	51%	49%
Don't Know	12%	5%

Source: Gallup & Gilani / National Survey, 1989, 2009

Note: Caution should be taken while interpreting comparative data. Please read the note on Comparative Data in Methodology

PUBLIC VERSUS PRIVATE: IDEAS ABOUT GOVERNMENT SCHOOLS

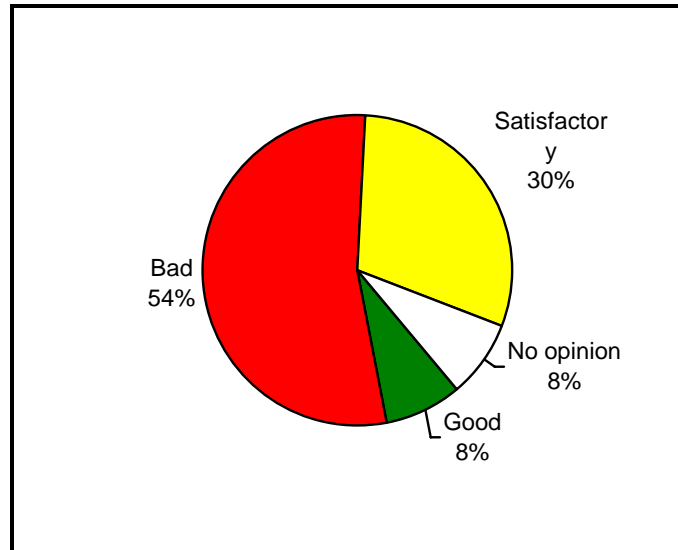
Question: Some people say that the **quality of education in Government schools should be made equal** to that of private schools and the **tuition fees should also be doubled**. Do you agree or disagree with this idea?



Source: Gallup & Gilani / National Survey, 1991

PUBLIC VERSUS PRIVATE: IDEAS ABOUT GOVERNMENT SCHOOLS

Question: What is your opinion about the **quality of education** in Government schools?



Source: Gallup & Gilani / National Survey, 1991

Note: Please note that this is a single question and cannot fully depict the satisfaction/ideas of public about Government schools. For better insight a detailed study is needed.

Section 5

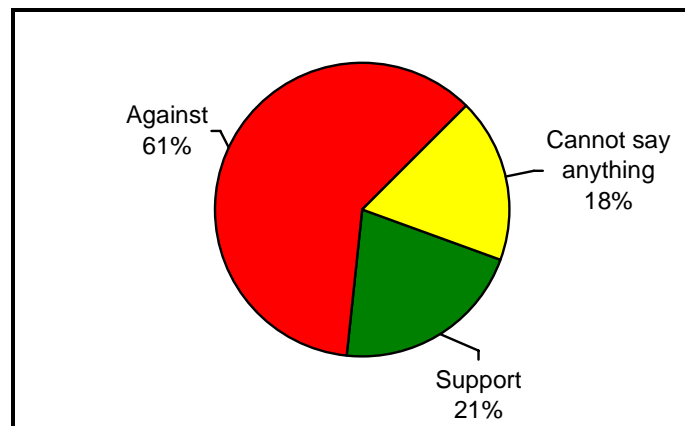
SCHOOLING AND SCHOOL MANAGEMENT

This section explores perceptions about corporal punishment, views about extra-curricular activities and a host of relevant issues

WEARING UNIFORM TO SCHOOL

OPINION ON WEARING UNIFORM TO SCHOOL

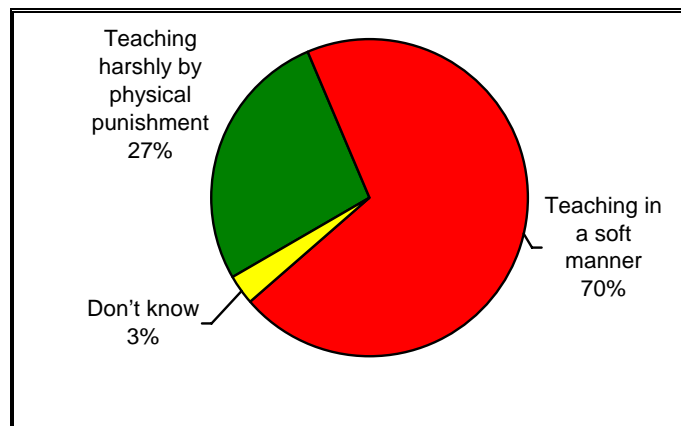
Question: Recently Sindh government has decided to end the policy of wearing uniforms in schools and colleges. Do you support this decision or are you against it?



Source: Gallup & Gilani / National Survey, 2009

PHYSICAL PUNISHMENT IN SCHOOLS

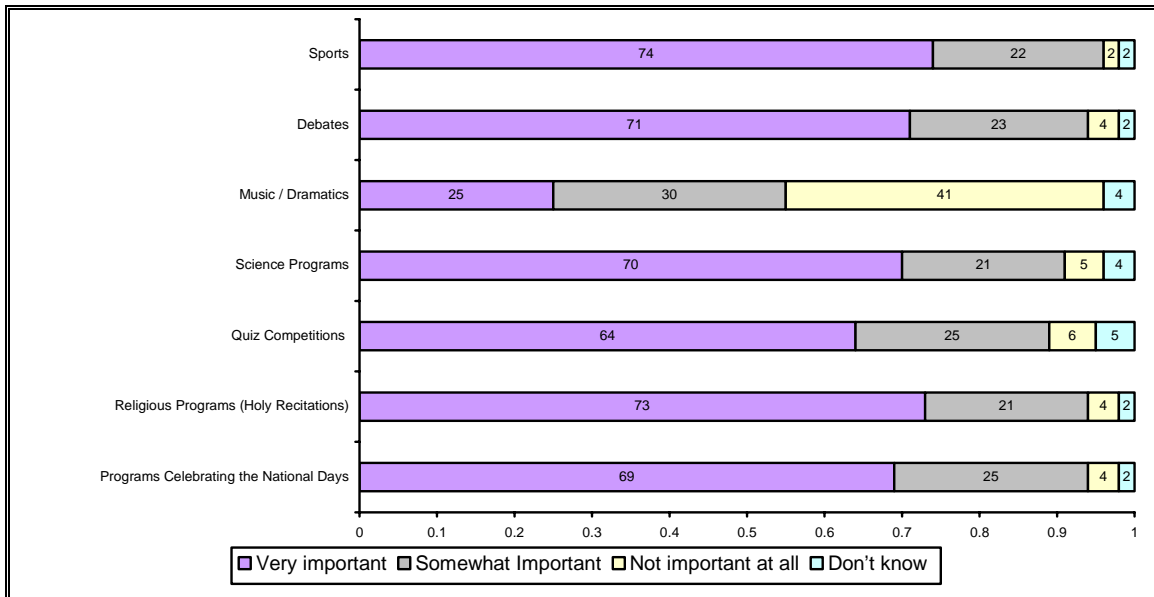
Question: Some people believe that physical punishment to children in school is necessary to teach them while others are against this idea. In your opinion should children be taught harshly or in a soft manner?



Source: Gallup & Gilani / National Survey, 2010

EXTRA-CURRICULAR ACTIVITIES

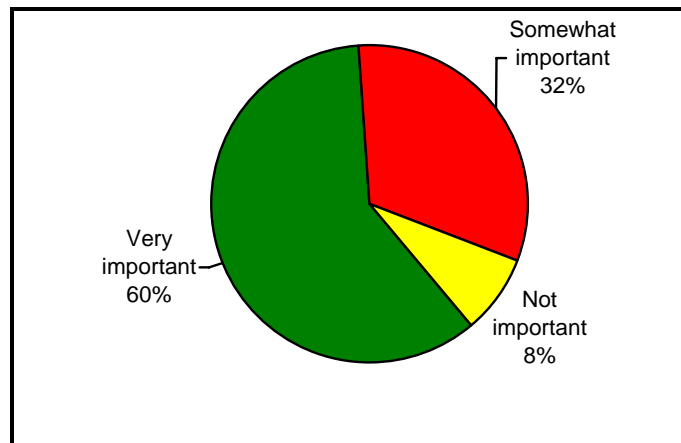
Question: In most schools apart from studies there are extra curricular activities. I will mention a few such activities; kindly state which of these activities do you consider as important and which of these do you consider as unimportant?



Source: Gallup & Gilani / National Survey, 2010

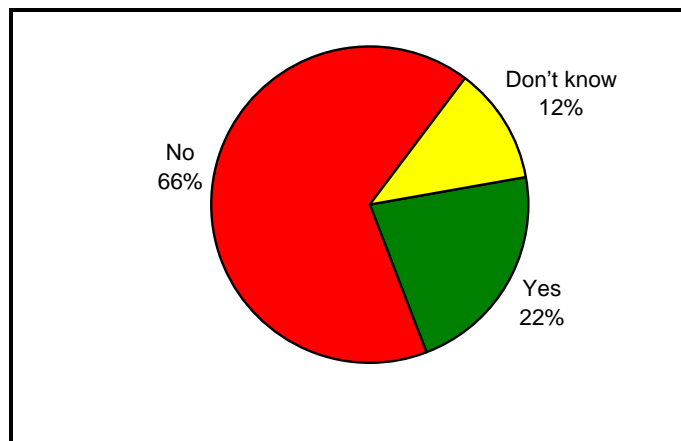
PARENT TEACHER ASSOCIATION

Question: Some people are of the opinion that there should be a parent teacher association to assist interaction between parents and teachers while others think that there is no such requirement. How important or unimportant do you consider such an association for a good education system?



Source: Gallup & Gilani / National Survey, 2010

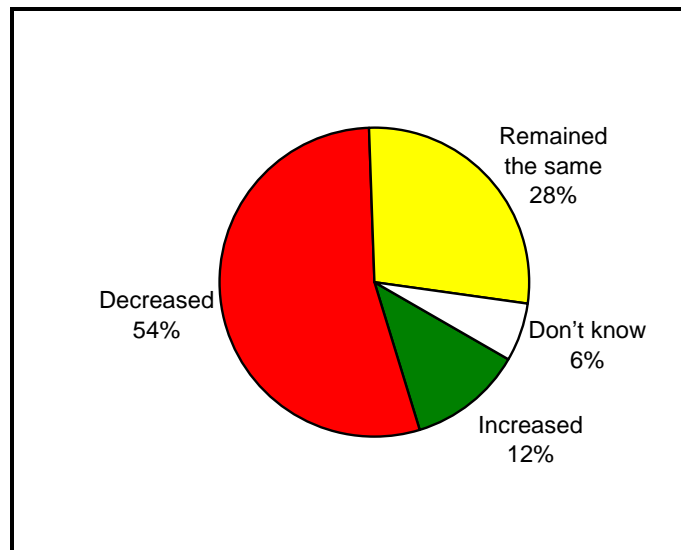
Question: Have you taken part in any activity related to parent teacher association?



Source: Gallup & Gilani / National Survey, 2010

RESPECT FOR TEACHERS

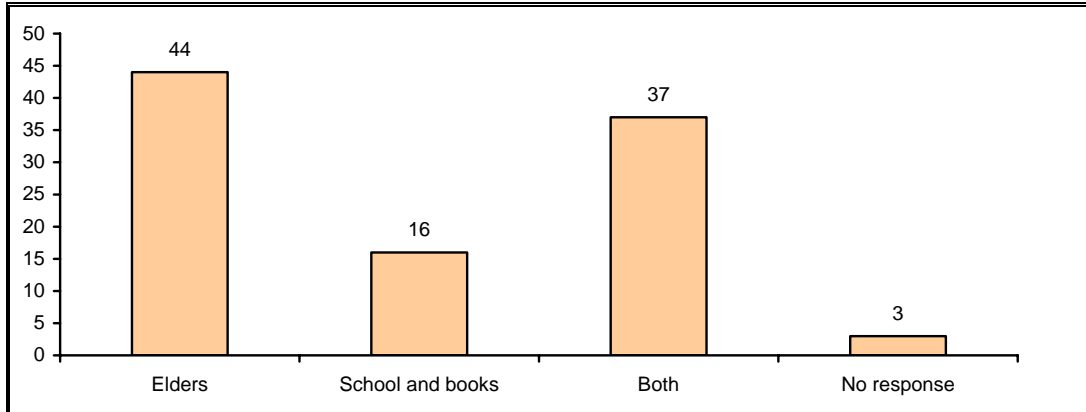
Question: In your opinion has the respect for teachers in our society increased, decreased or has remained the same?



Source: Gallup & Gilani / National Survey, 2010

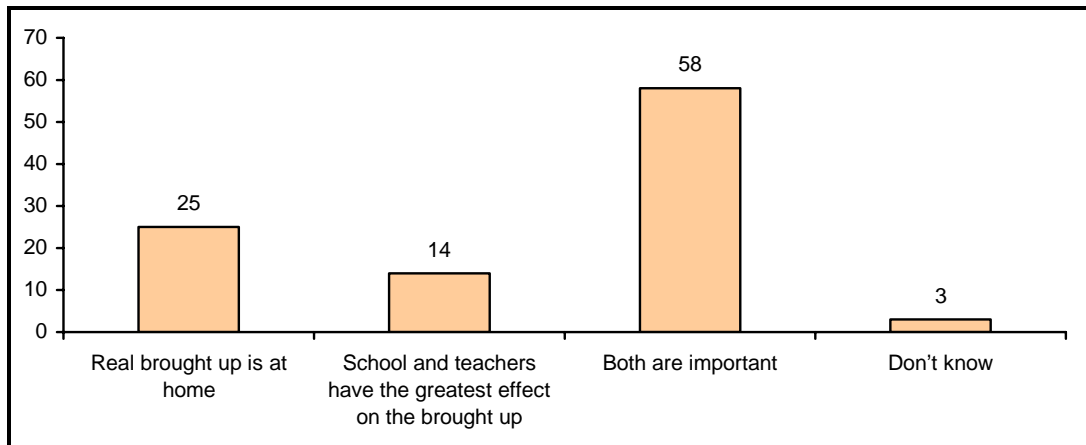
HOME VERSUS SCHOOL EDUCATION

Question: Some people believe that **whatever a child learns comes from his/her elders** where as **others think that it comes from school and books**. What is your opinion?



Source: Gallup & Gilani / National Survey, 2009

Question: Some people believe that a child's real brought up is done at home and the studies and environment at school have no impact while others believe that the greatest effect on the child is of the school and the teachers. A third opinion is that school's environment and the brought up at home both play an important role. What is your opinion?



Source: Gallup & Gilani / National Survey, 2010

Section 6

LANGUAGE OF EDUCATION

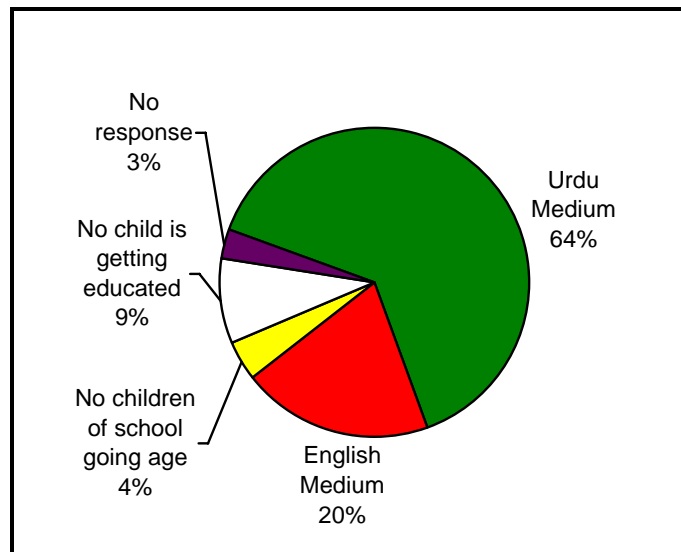
While most students attend Urdu medium schools, there is a sharp increase in preference for English as medium of instruction at various levels of education

In the 1980s only 14% favored English as medium. The figure was 56% in Year 2000. The comparable figure for Urdu has dropped from 67% to 34%. Preference for Sindhi has also declined during the same period.

LANGUAGE OF EDUCATION

MEDIUM OF EDUCATION: PRACTICE?

Question: Did your children study (*or currently studying*) in English medium schools or Urdu medium schools?



Source: Gallup & Gilani / National Survey, 2008

COMPARATIVE TABLE:

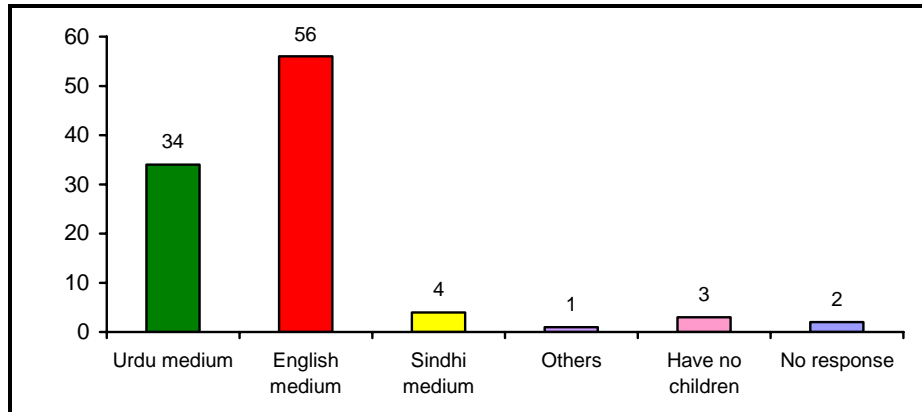
	1983	2008
Urdu Medium	57%	64%
English Medium	7%	20%
Sindhi Medium	9%	-
Other Responses	27%	16%

Source: Gallup & Gilani / National Survey, 1983, 2008

Note: Caution should be taken while interpreting comparative data. Please read the note on Comparative Data in Methodology

LANGUAGE OF EDUCATION: PREFERENCE?

Question: Do you want your children to be educated in English medium or Urdu medium schools?

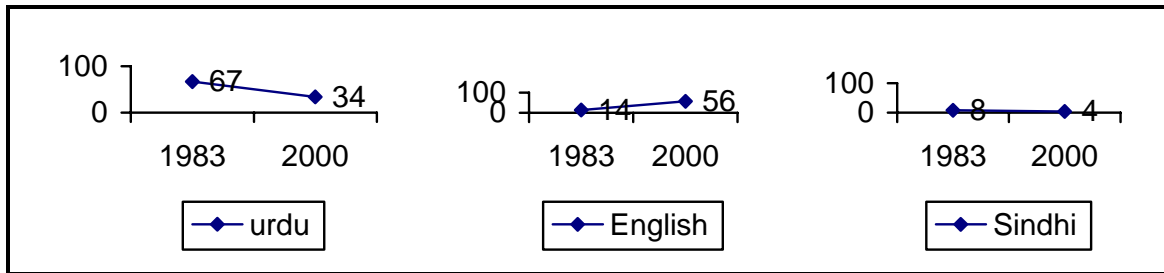


Source: Gallup & Gilani / National Survey, 2000

COMPARATIVE TABLE:

	1983	1984	1985	1987	2000
Urdu	67%	62%	65%	52%	34%
English	14%	14%	11%	31%	56%
Sindhi	8%	12%	12%	-	4%
Other responses	11%	12%	12%	17%	6%

Source: Gallup & Gilani / National Survey, 1983, 1984, 1985, 1987, 2000



Source: Gallup & Gilani / National Survey, 1983, 2000

Note: Caution should be taken while interpreting comparative data. Please read the note on Comparative Data in Methodology

**LANGUAGE OF EDUCATION:
 PREFERENCE AT DIFFERENT LEVELS?**

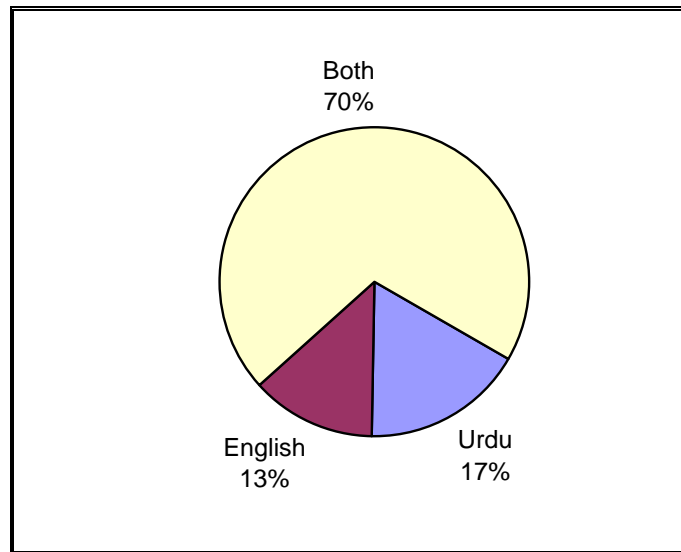
Question: In your opinion what should be the medium of education at different levels?

	Urdu	English	Local Language	Others/No Response
Primary	44%	44%	9%	3%
Secondary(6 th -10 th)	37%	54%	4%	5%
Higher Education	31%	63%	3%	3%

Source: Gallup & Gilani / National Survey, 2000

**LANGUAGE OF EDUCATION:
PREFERENCE FOR MEDIUM AT NATIONAL LEVEL**

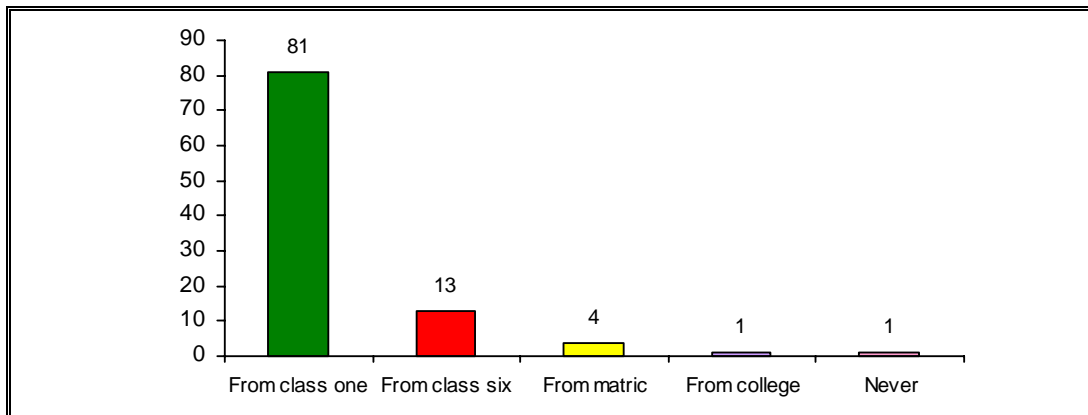
Question: In your opinion, what should be the medium of education in our country?



Source: Gallup & Gilani / National Survey, 2006

**LANGUAGE OF EDUCATION:
IDEAS ABOUT ENGLISH AS A MEDIUM?**

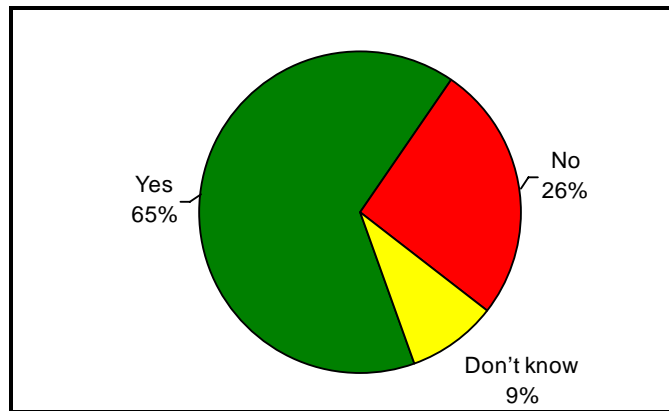
Question: In your opinion, teaching of English should start at which grade/class of school?



Source: Gallup & Gilani / National Survey, 2006

**LANGUAGE OF EDUCATION:
 IDEAS ABOUT ENGLISH AS A MEDIUM?**

Question: In your opinion, should English be made compulsory in all schools and colleges or not?



Source: Gallup & Gilani / National Survey, 1998

COMPARATIVE TABLE:

	1980	1998
Yes	46%	65%
No	36%	26%
Don't know	18%	9%

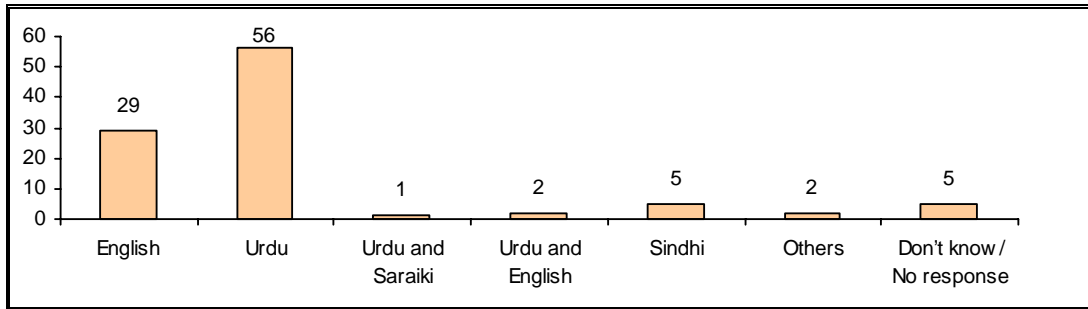
Source: Gallup & Gilani / National Surveys, 1980, 1998

Note: Caution should be taken while interpreting comparative data. Please read the note on Comparative Data in Methodology

LANGUAGE OF EDUCATION:

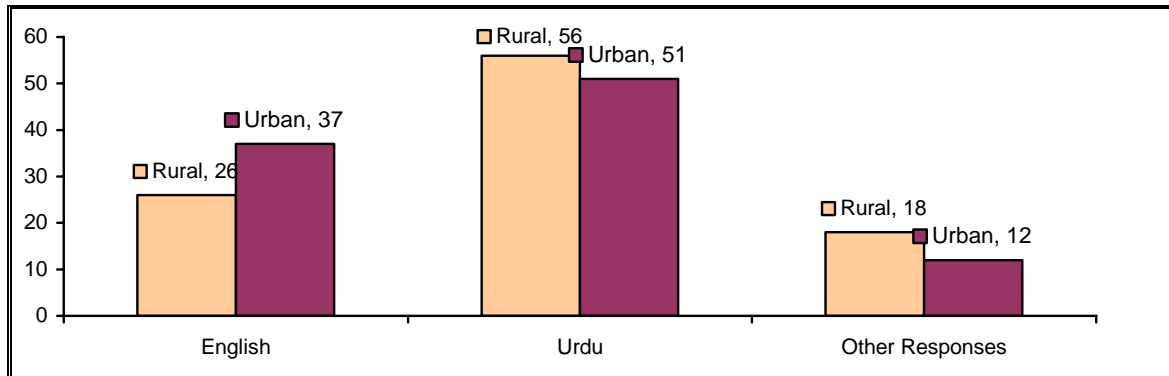
LANGUAGE OF CIVIL SERVICE EXEMINATION

Question: Nowadays Civil service examinations are being conducted in English language. In which language should the examination be held in your opinion?



Source: Gallup & Gilani / National Surveys, 2009

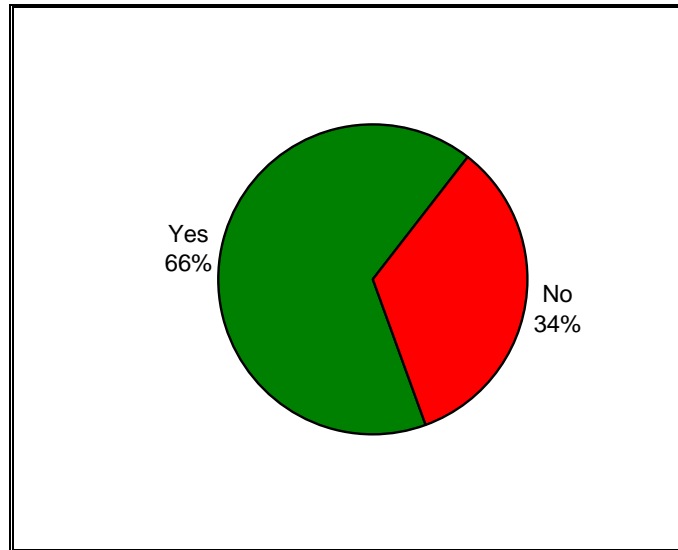
RURAL URBAN COMPARISON



Source: Gallup & Gilani / National Surveys, 2009

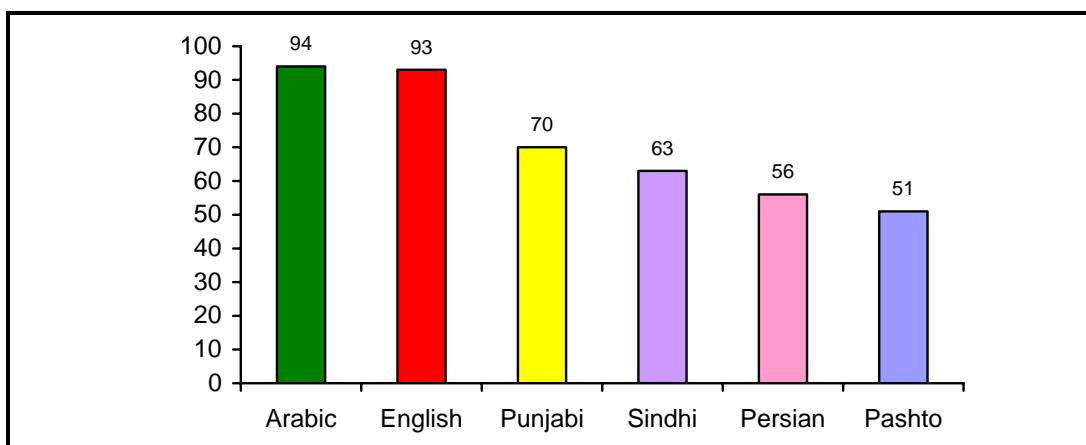
LANGUAGES IN CURRICULUM

Question: Do you think languages other than English and Urdu should also be included in the syllabus at schools?



Source: Gallup & Gilani / National Surveys, 2006

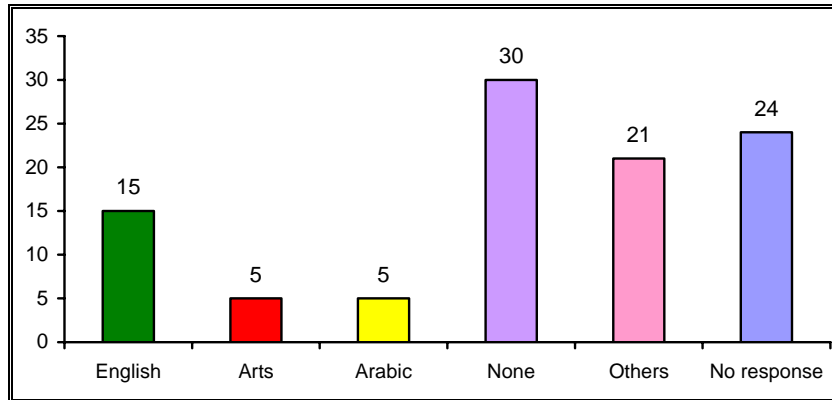
Question: If yes, then which of the following languages should be added in the curriculum? (*only those who say “YES” to respective languages are shown*)



Source: Gallup & Gilani / National Surveys, 2006

CHOICE OF CURRICULUM: SUBJECTS TO BE REMOVED?

Question: Which subjects should be excluded from the curriculum at school and college level in your opinion?



Source: Gallup & Gilani / National Surveys, 2001

Section 7

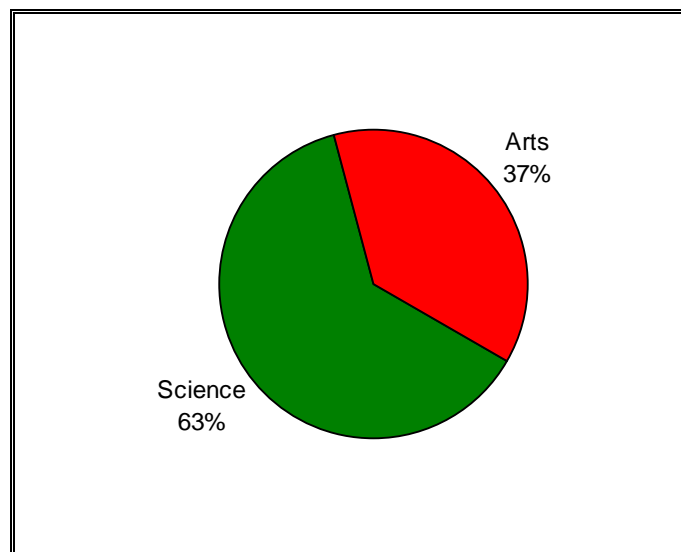
HIGHER EDUCATION

- There is a strong preference for “Science” as the subject of Higher Education: 67% prefer it over Arts (33%).
- Apparently “familiarity” plays a role in preference. Thus the conventional choice in Arts seems to be: Economics, Political Science, History etc. in that order

HIGHER EDUCATION

HIGHER EDUCATION: SUBJECTS OF STUDY AT INTERMEDIATE

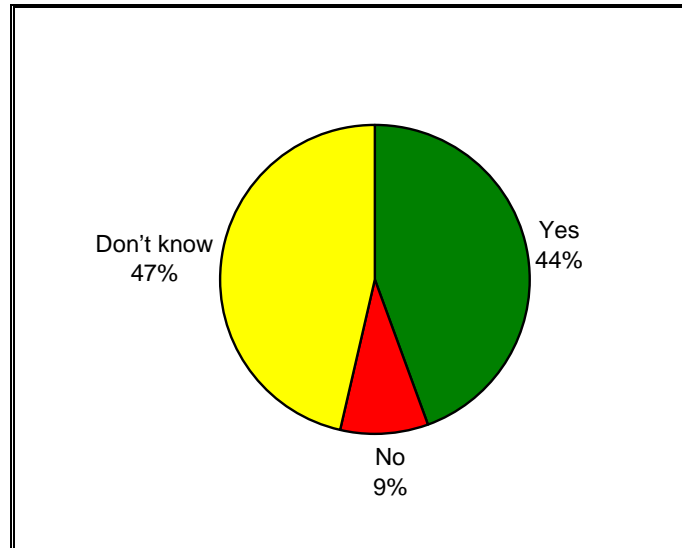
Question: If anyone is studying at Intermediate level, which subjects is he/she studying?



Source: Gallup & Gilani / National Survey, 2007

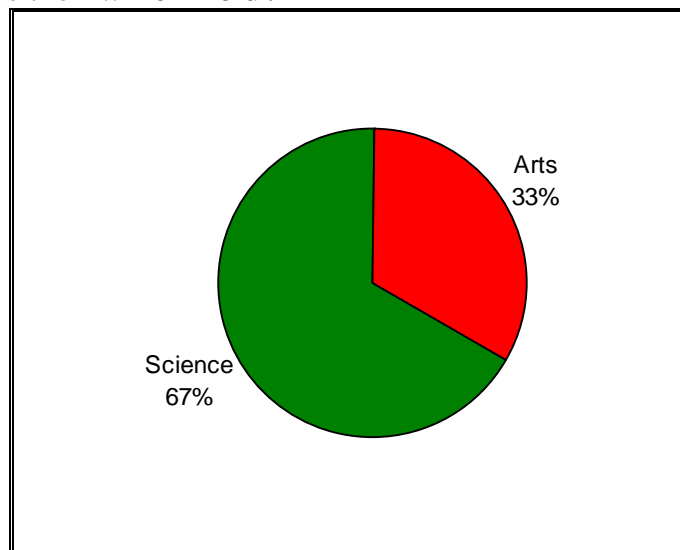
HIGHER EDUCATION: SUBJECTS OF STUDY AT BACHELORS

Question: Does this girl/boy from your family intend to do further studies and take admission in a university?



Source: Gallup & Gilani / National Survey, 2007

Question: If yes then **which field?**

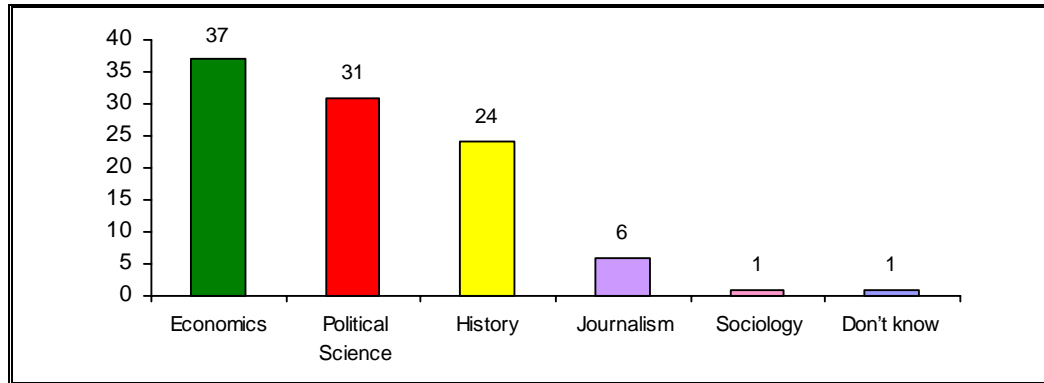


Source: Gallup & Gilani / National Survey, 2007

**HIGHER EDUCATION:
 SUBJECTS OF STUDY AT BACHELORS (ARTS)**

CHOICE OF PARENTS

Question: Which Arts subject, would you like to educate your child in?*

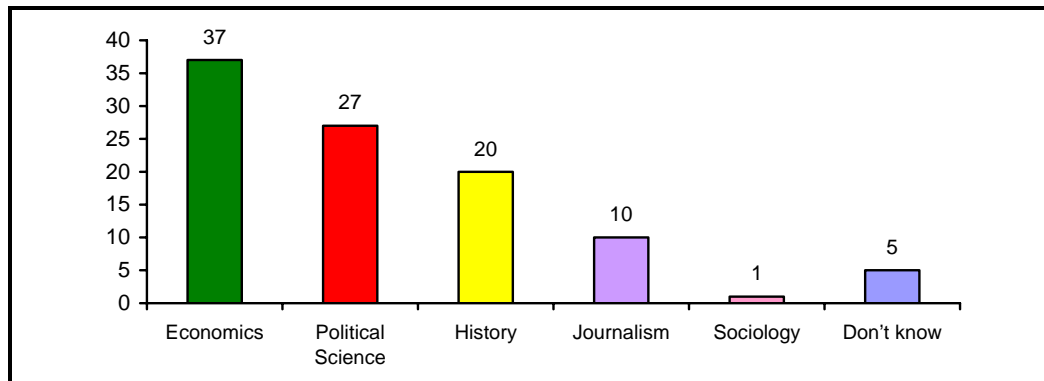


Source: Gallup & Gilani / National Survey, 2007

* Only those who express the opinion of further education in ARTS.

CHOICE OF STUDENTS

Question: Which of the following Arts Subjects would you like to study?*

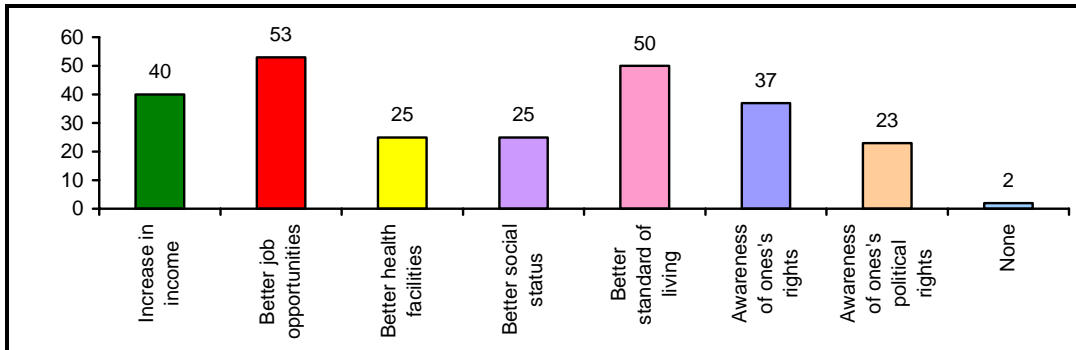


Source: Gallup & Gilani / National Survey, 2007

* Only those who express the opinion of further education in ARTS

**HIGHER EDUCATION:
 HOW DOES ONE BENEFIT FROM HIGHER EDUCATION?**

Question: In your view what are the benefits of going for higher education?
(Only those who say YES to the respective benefits are shown)



Source: Gallup & Gilani / National Survey, 2005

Section 8

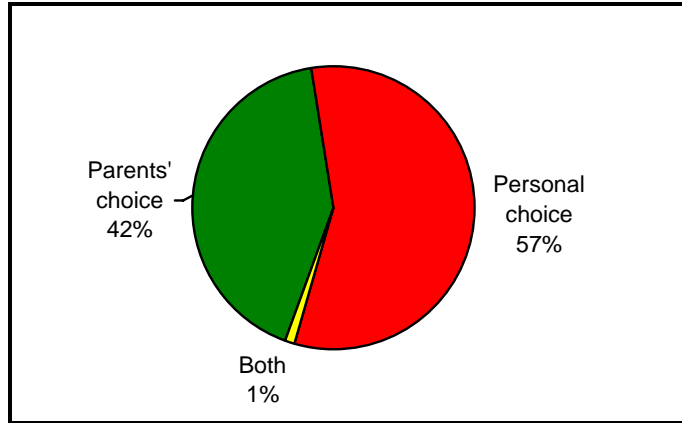
PROFESSION

The Medical profession continues to lead the “prestige” ladder. Government jobs are also highly valued. “Business” appears in the middle. But governance related professions: “Politics”, Police score very low.

Street wisdom suggests to look for many “useful” professions as “neighbors” but not necessarily as “sons in law”.

PROFESSION: WHOSE CHOICE?

Question: In you opinion should one choose a profession of one’s own choice or of parents’ choice?



Source: Gallup & Gilani / National Surveys, 2009

COMPARATIVE TABLE:

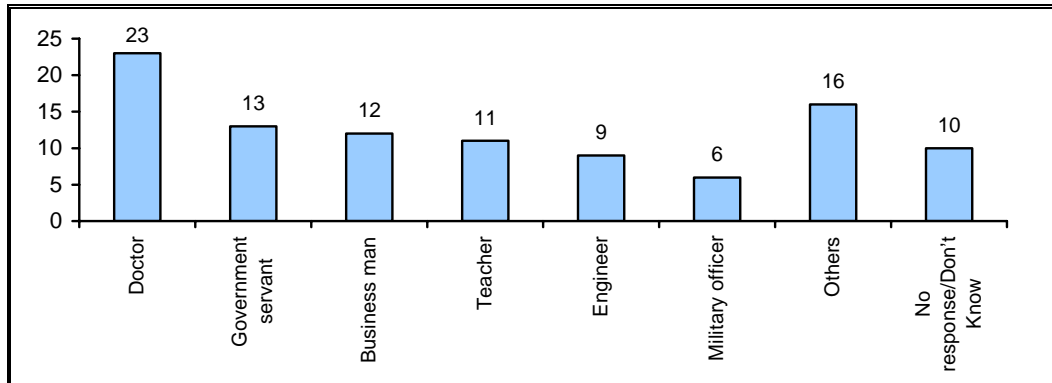
	1983	2009
Parents' choice	48%	42%
Own choice	48%	57%
No response	4%	1%

Source: Gallup & Gilani / National Surveys, 1983, 2009

Note: Caution should be taken while interpreting comparative data. Please read the note on Comparative Data in Methodology

PROFESSION FOR NEXT GENERATION

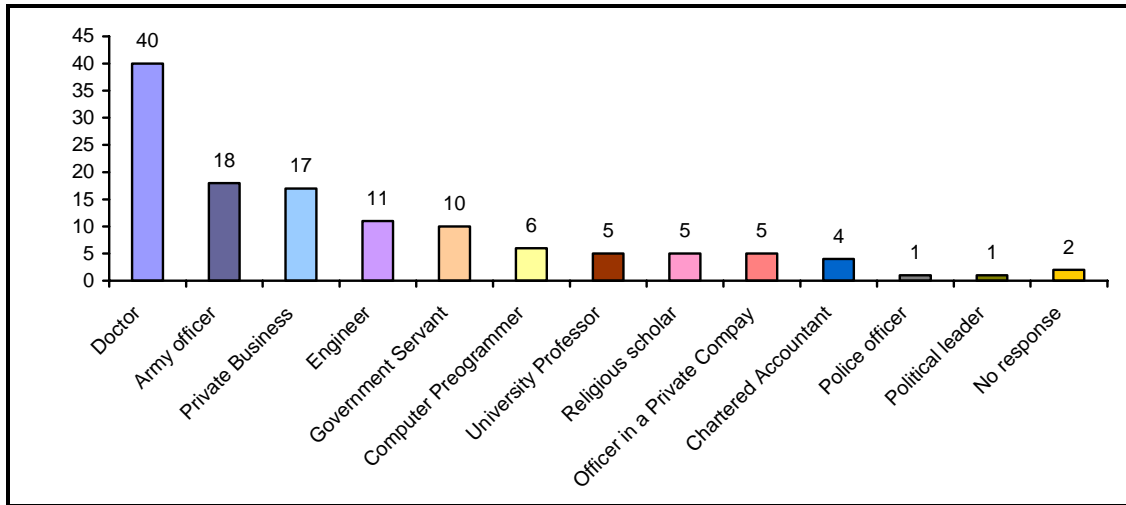
Question: In which profession would you like your children (*the next generation*) to go?



Source: Gallup & Gilani / National Survey, 2009

PROFESSION: FOR SON?

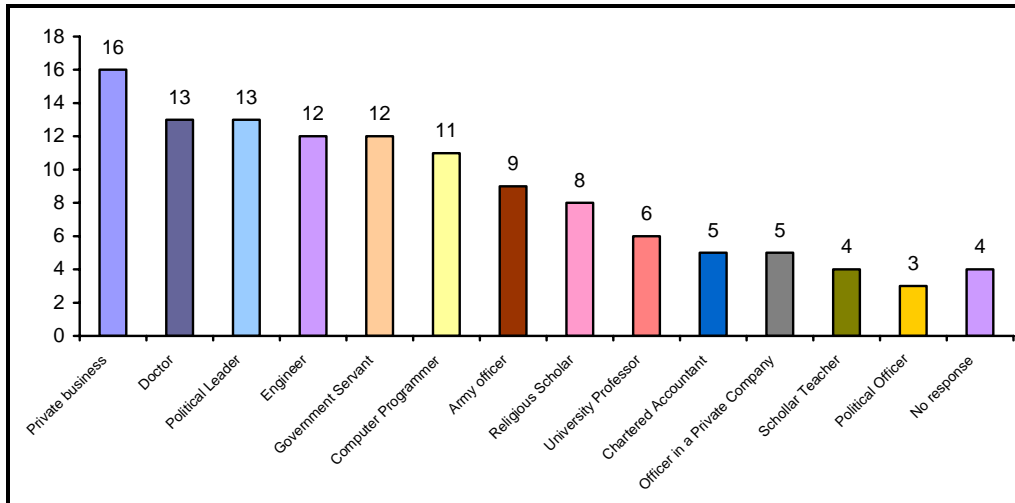
Question: If your son or brother obtains good marks in school, then after completion of higher education which profession will you want him to adopt?
 (Multiple responses, the percentages will add up to more than a 100%)



Source: Gallup & Gilani / National Survey, 2000

PROFESSION: FOR SON IN LAW?

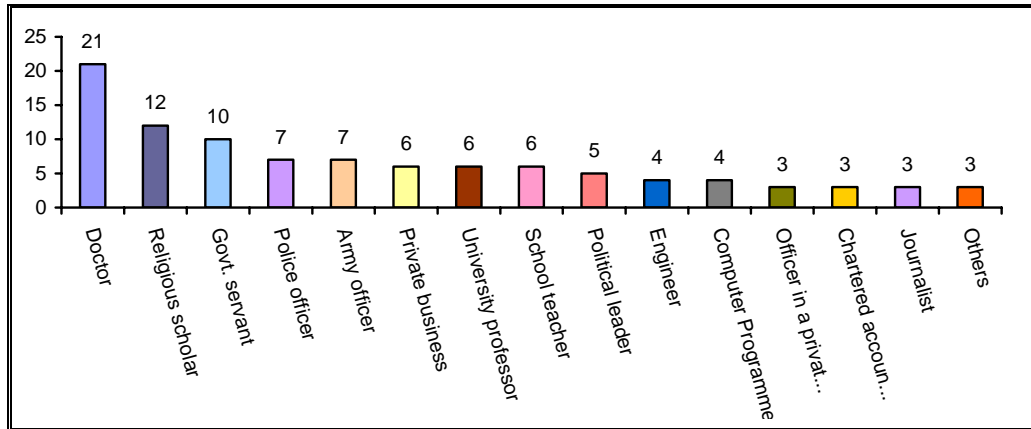
Question: If there is a female to be married in your family, which profession would you want her husband to work in? (Multiple responses, the percentages will add up to more than a 100%)



Source: Gallup & Gilani / National Survey, 2000

PROFESSION: FOR NEIGHBOR?

Question: Suppose there is a house vacant in your neighborhood, which profession would you want your new neighbor to belong to? (Multiple responses, the percentages will add up to more than a 100%)



Source: Gallup & Gilani / National Survey, 2000

Section 9

EDUCATION AND SOCIETY

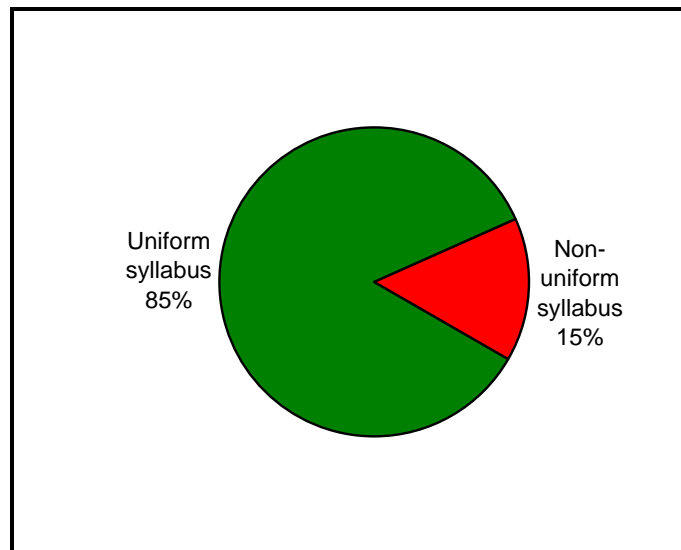
Despite the enormous variety, one might say polarization of educational streams there is overwhelming support for one schooling system for all (at least that seems to be the rhetoric and norm)

Perceptions on several other socially relevant dimensions of education are included in this section.

ONE SCHOOLING SYSTEM FOR ALL

UNIFORM NATIONAL SCHOOLING

Question: Some people believe that all schools throughout the country should have a uniform syllabus while others think that it not important. What is your opinion?

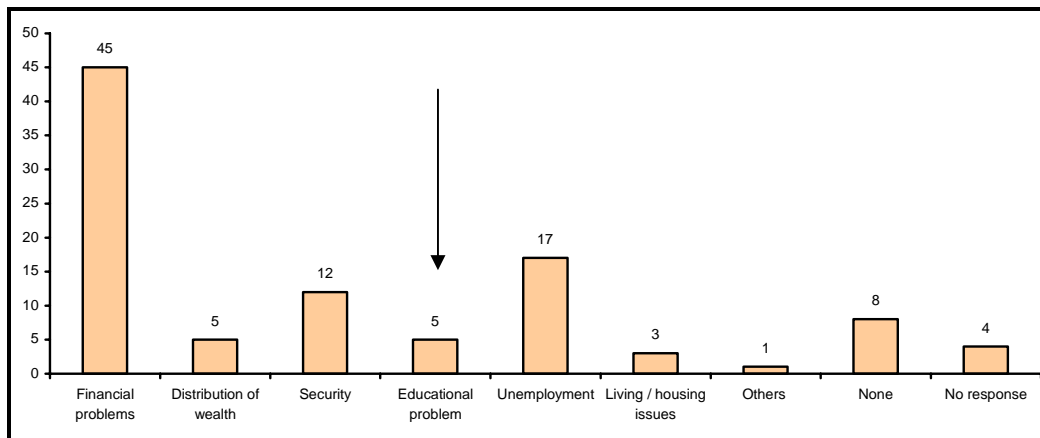


Source: Gallup & Gilani / National Surveys, 2006

DOES EDUCATION REALLY MATTER TO PEOPLE?

PERHAPS OTHER CONCERNS OVERWHELM

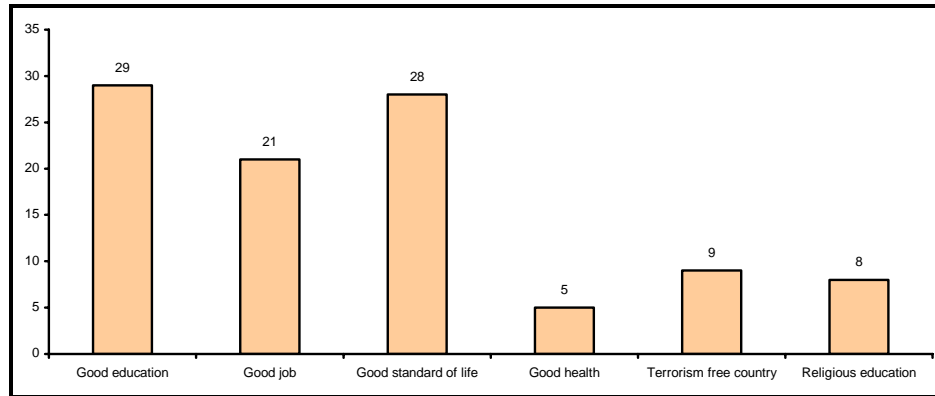
Question: At the moment what is the most important problem of your personal life?



Source: Gallup & Gilani / National Survey, 2009

IS EDUCATION ESSENTIAL FOR A SUCCESSFUL LIFE?

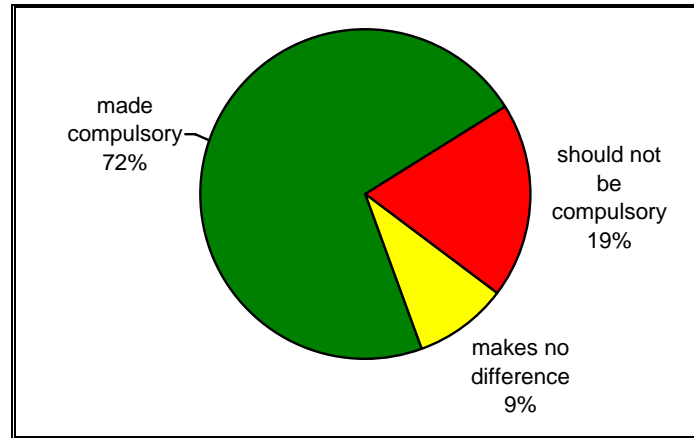
Question: Among the following list, what do you think is the most important for a better life for the next generation?



Source: Gallup & Gilani / National Survey, 2009

SHOULD PRIMARY EDUCATION BE MADE COMPULSORY?

Question: Some people say that education up till primary should be made legally compulsory for all the children while some are against this idea. What is your opinion?

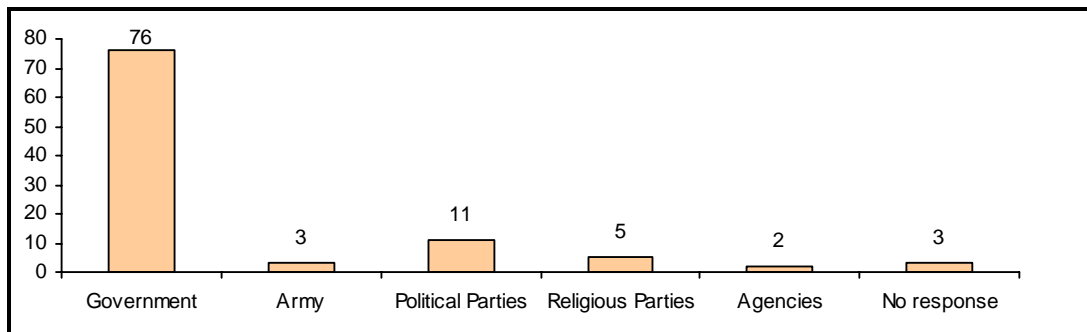


Source: Gallup & Gilani / National Survey, 2004

ACCESS TO EDUCATION

WHO IS RESPONSIBLE?

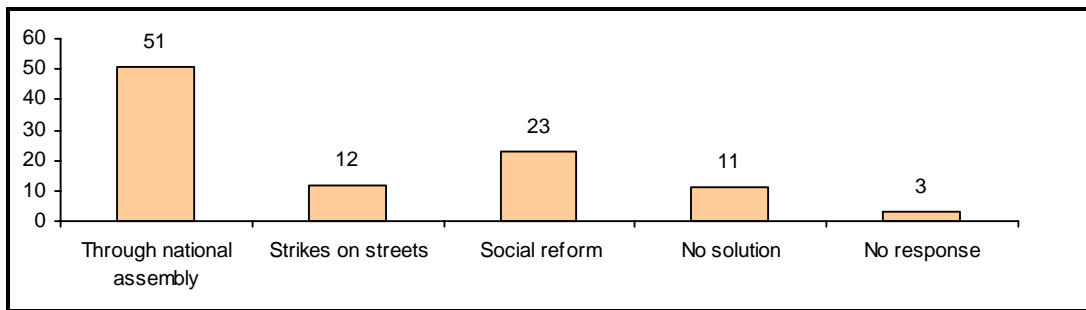
Question: In your opinion who is responsible for lack of access to education?



Source: Gallup & Gilani / National Survey, 1996

CAN PROBLEM OF ACCESS TO EDUCATION BE SOLVED?

Question: In your opinion how can access to education problem be solved?

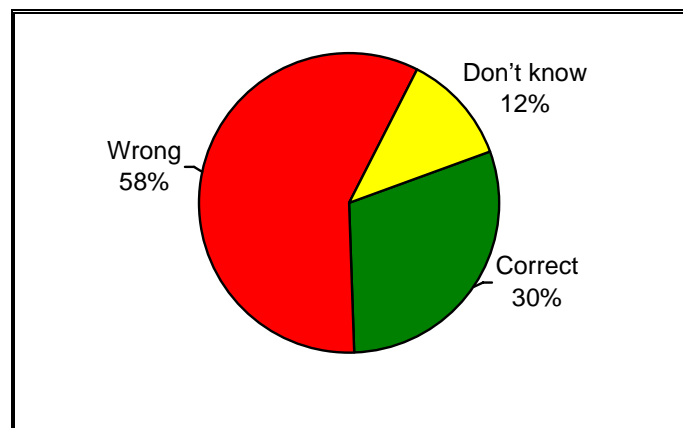


Source: Gallup & Gilani / National Survey, 1996

EQUAL ACCESS TO EDUCATION

PEOPLE WANT A FAIR AND EQUAL EDUCATION SYSTEM ARE ADMISSIONS ON MERIT ALONE?

Question: In your opinion is the following statement correct or not: Admissions in educational institutions are on merit alone?

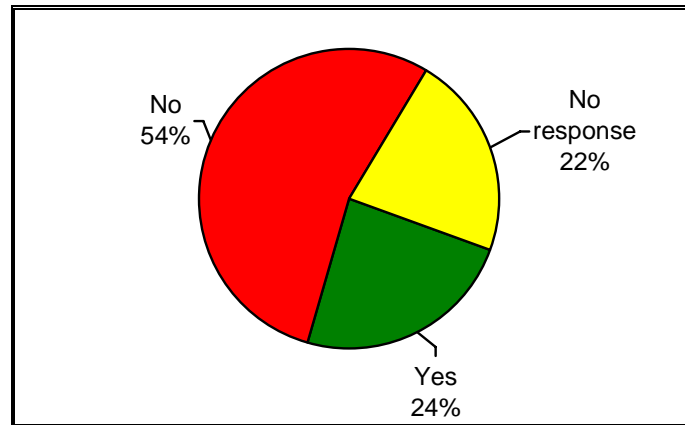


Source: Gallup & Gilani / National Survey, 1998

EQUAL ACCESS TO EDUCATION

SHOULD THERE BE A QUOTA IN EDUCATIONAL INSTITUTIONS?

Question: Some people believe that there should be no **quota system** in educational institutes because it violates the rights of intelligent students while others believe that quota system is just and fair. What do you think, should **quota system be present or not?**

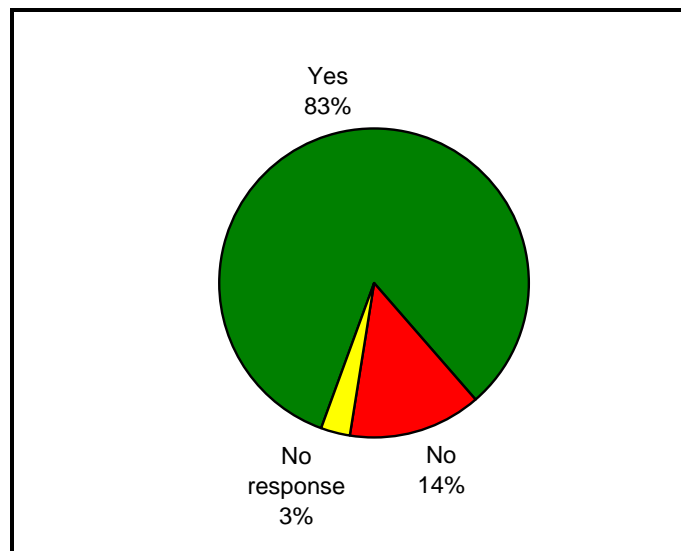


Source: Gallup & Gilani / National Survey, 2009

EQUAL ACCESS TO EDUCATION

PEOPLE CONDEMN UNFAIR/ DISCRIMINATORY EXAMINATION

Question: Recently daughter of Chief Justice (Dogar) was given extra marks to get admission in a medical college. Do you think that this has or has not violated the rights of other students?

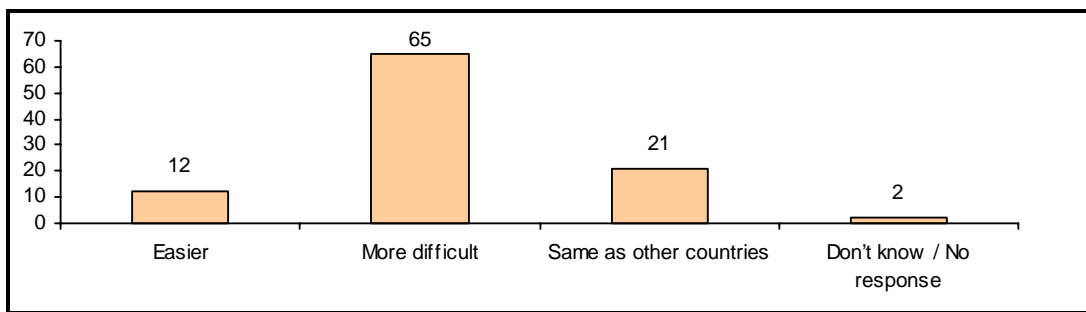


Source: Gallup & Gilani / National Survey, 2008

EQUAL ACCESS TO EDUCATION

IS HIGHER EDUCATION ACCESSIBLE?

Question: In your opinion is it more or less difficult to get higher education in our country compared to other countries?



Source: Gallup & Gilani / National Survey, 2009

COMPARATIVE DATA

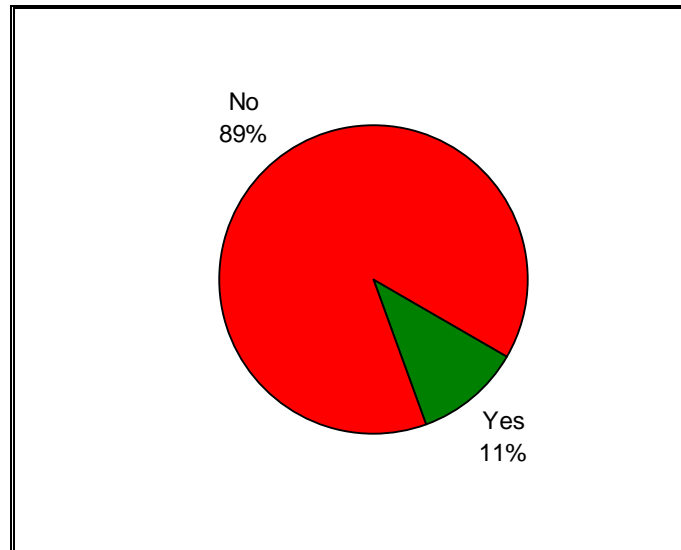
	2001	2009
Easy	19%	12%
Same as other countries	19%	21%
Difficult	58%	65%
No Response	4%	2%

Source: Gallup & Gilani / National Surveys, 2001, 2009

Note: Caution should be taken while interpreting comparative data. Please read the note on Comparative Data in Methodology

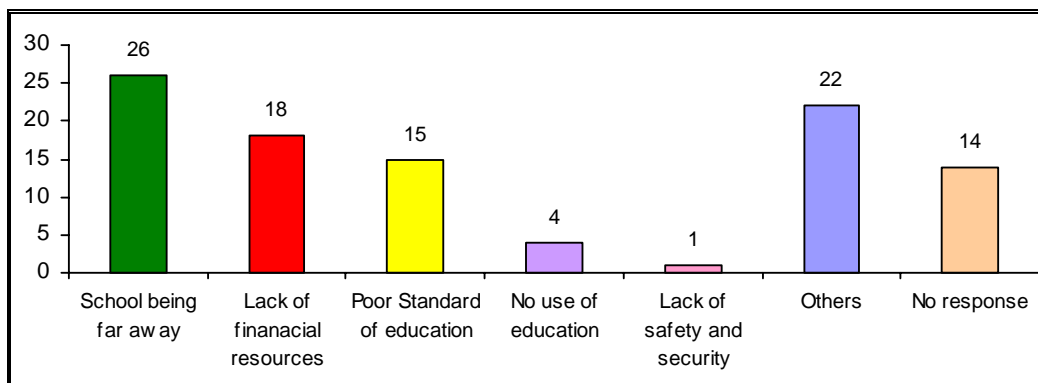
WHY SOME CHILDREN ARE OUT OF SCHOOL?

Question: Is there any child among your school age children who is not going to school?



Source: Gallup & Gilani / National Survey, 2005

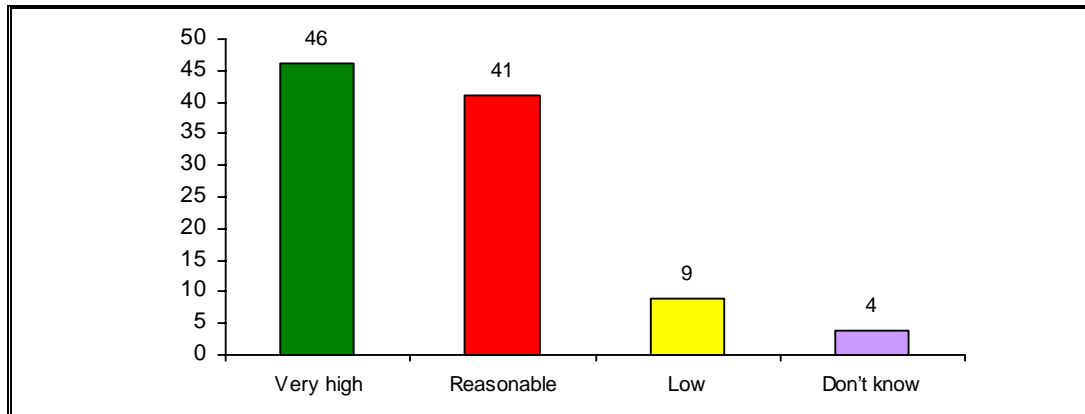
Question: If yes then what are the reasons for not sending them to school?



Source: Gallup & Gilani / National Survey, 2005

IS EDUCATION AFFORDABLE?

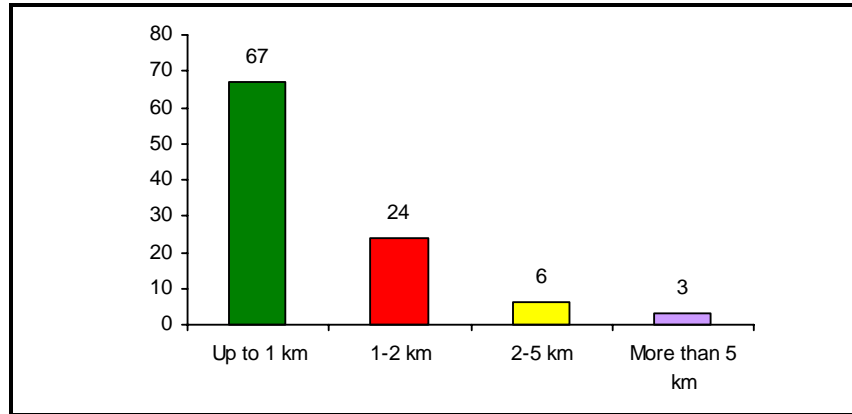
Question: In your opinion, are the school fees too high, low or reasonable?



Source: Gallup & Gilani / National Survey, 2006

LONG DISTANCES OF SCHOOLS

Question: How far away is your children’s school from your house?



Source: Gallup & Gilani / National Survey, 2006

Question: How far is the girls and boys school from your house?

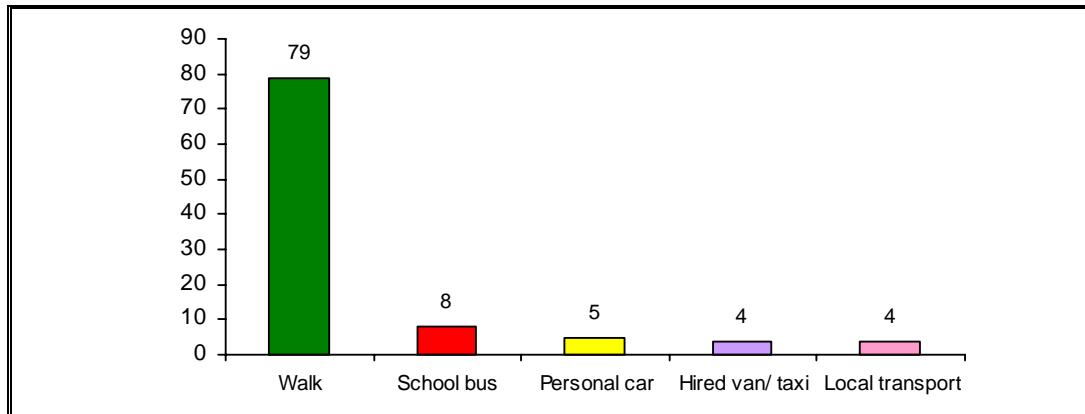
	Boys School (%)	Girls School (%)
Near by	7%	5%
Less than half Farlong (<100 meters)	7%	5%
Half to one Farlong (100 to 200 meters)	13%	11%
One Farlong to half mile (200 to 800 meters)	45%	27%
Half to one mile (800-1600 meters)	6%	5%
More than one mile (More than 1600 meters)	18%	20%
No School	1%	15%
Others / No response	3%	12%

Source: Gallup & Gilani / National Survey, 1980

Note: No recent data available

PROBLEM OF TRANSPORT TO SCHOOL

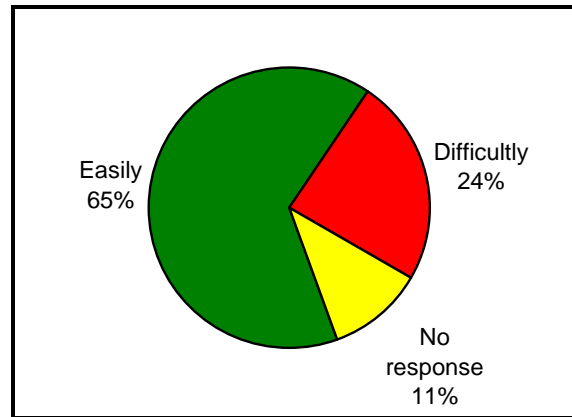
Question: How do the children in your household mostly go to school?



Source: Gallup & Gilani / National Survey, 2006

ADMISSION WOES

Question: If you admitted a child to school, lately, did you face any difficulty while getting the admission or did the procedure go smoothly? *



Source: Gallup & Gilani / National Survey, 2000

* Of those who have an experience of getting their child admitted to school in the last one year.

COMPARATIVE DATA

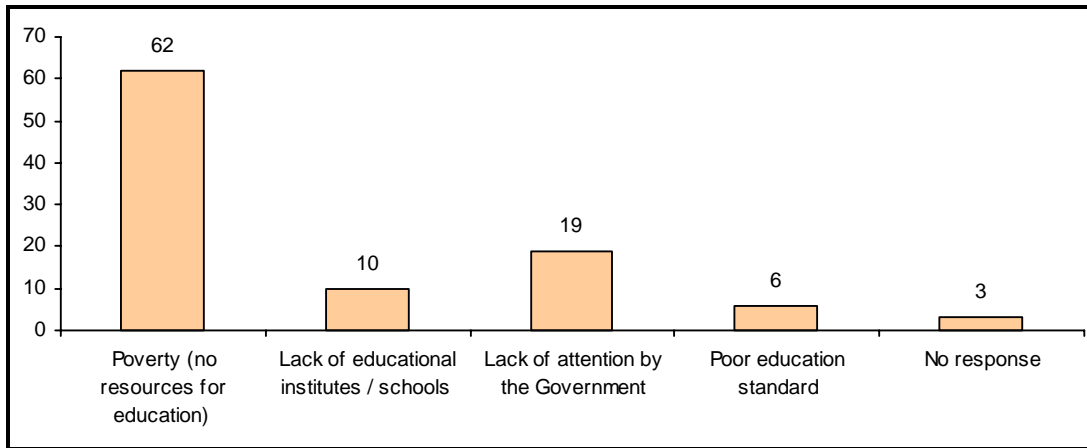
	1989	2000
Easy	71%	65%
Difficult	23%	24%
No response	6%	11%

Source: Gallup & Gilani / National Survey, 1989, 2000

Note: Caution should be taken while interpreting comparative data. Please read the note on Comparative Data in Methodology

BOTTOM-LINE REASONS FOR ILLITERACY

Question: A large population of Pakistan is deprived of primary education. What do you think is the most important reason for illiteracy in Pakistan?

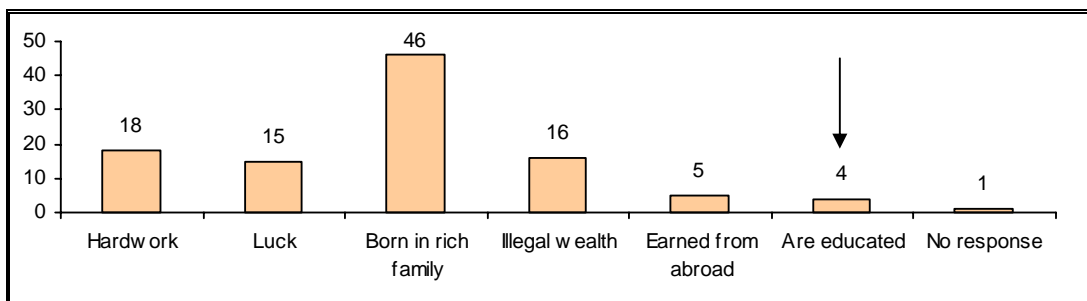


Source: Gallup & Gilani / National Survey, 1989, 2010

EDUCATION AND PERSONAL ECONOMY

WHY SOME PEOPLE ARE RICH?

Question: Like everywhere in the world, some people in our country are rich while others are poor. What do you think is the reason for rich people being rich?



Source: Gallup & Gilani / National Survey, 2009

COMPARATIVE DATA

	1981	2009
Hard work	32%	18%
Luck	18%	15%
Born with a silver spoon	40%	46%
Money earned by unfair means	35%	16%
Money earned from abroad	27%	5%
Because of being educated	18%	4%
Others	4%	-
No response	3%	1%
	177%*	105%**

Source: Gallup & Gilani / National Survey, 1981, 2009

* Two responses were solicited

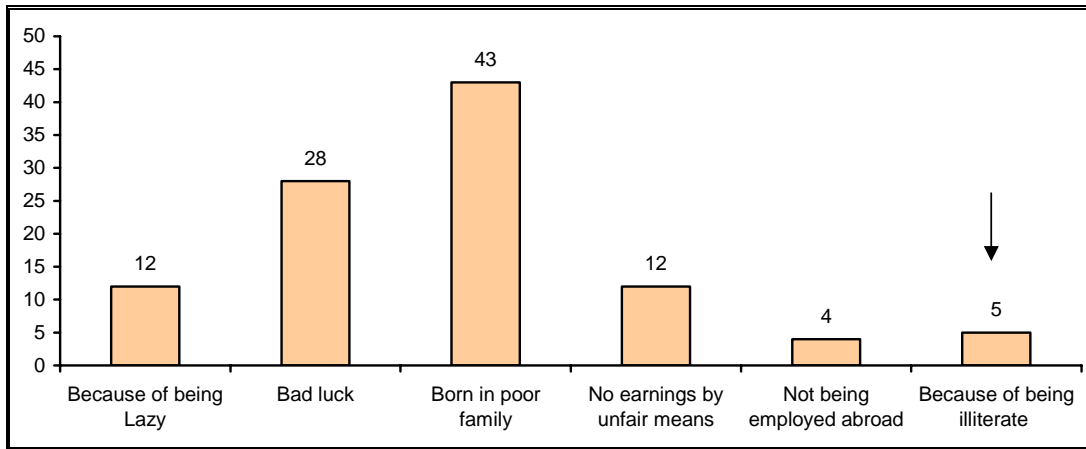
** Multiple responses were permitted with no special instructions

Note: Caution should be taken while interpreting comparative data. Please read the note on Comparative Data in Methodology

EDUCATION AND PERSONAL ECONOMY

WHY SOME PEOPLE ARE POOR?

Question: Like everywhere in the world, some people in our country are rich while others are poor. What do you think is the reason for poor people being poor?



Source: Gallup & Gilani / National Survey, 2009

	1981	2009
Because of being Lazy	17%	12%
Bad luck	50%	28%
Born in poor family	40%	43%
No earnings by unfair means	18%	12%
Not being employed abroad	13%	4%
Because of being illiterate	31%	5%
Others	5%	-
No response	-	1%
	174%*	105%**

Source: Gallup & Gilani / National Survey, 1981, 2009

* Two responses were solicited

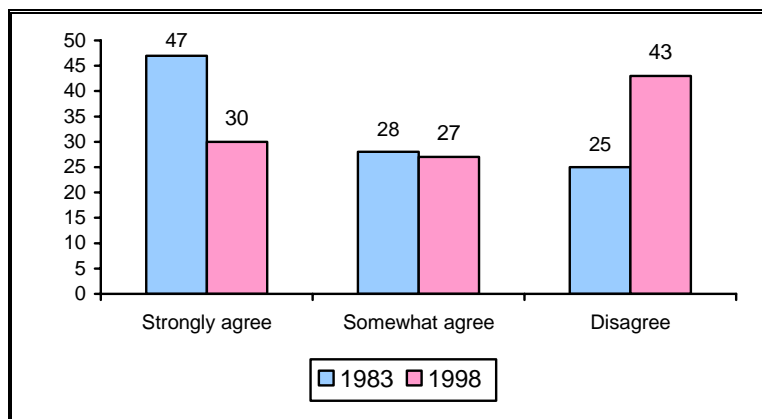
** Multiple responses were permitted with no special instructions

Note: Caution should be taken while interpreting comparative data. Please read the note on Comparative Data in Methodology

EDUCATION AND NATIONAL ECONOMY

ARMY VERSUS EDUCATION BUDGET

Question: Do you agree or disagree with the following statement: We should spend more on Army than education.



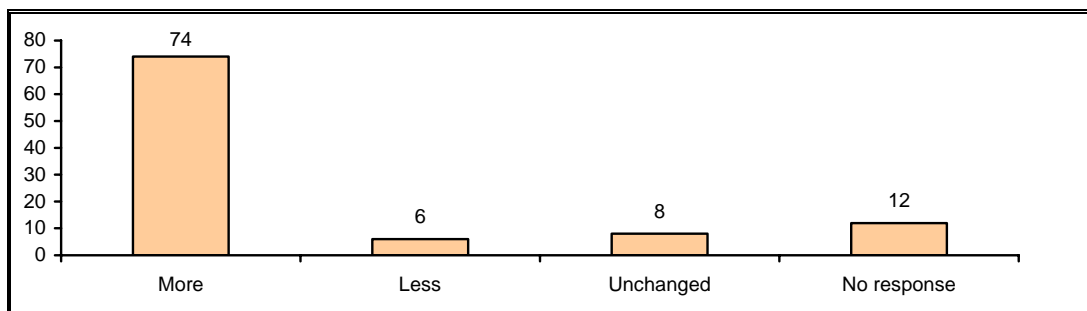
Source: Gallup & Gilani / National Survey, 1983, 1998

Note: Caution should be taken while interpreting comparative data. Please read the note on Comparative Data in Methodology

EDUCATION AND NATIONAL ECONOMY

PEOPLE WANT EDUCATION BUDGET TO INCREASE

Question: In your opinion Education Department should have more, less or the same budget as before?



Source: Gallup & Gilani / National Survey, 1991

Section 10

PROGRESS IN EDUCATION: Hope or Despair?

MIXED FEELINGS

When an average Pakistani is asked: What is Pakistan's highest achievement since 1947, the top response is "nuclear capability" followed by "progress in Education".

Yet when asked: What explains the success of the rich and wealthy, only 4% name "educational excellence". A majority attributes it to be "born with a silver spoon (46%) or luck (15%).

The poverty of the poor is also not explained by lack of education.

Nevertheless education is viewed as the highest desirable national goal, and a vehicle for positive change. **THE FEELINGS ARE MIXED.**

PROGRESS IN EDUCATION: HOPE OR DESPAIR?

MIXED FEELINGS

- **Question:** On a ranking of 1 to 10, 1 being the lowest and 10 being the highest, **educational progress** was rated as **5** among the performance in different fields in Pakistan.

Source: Gallup & Gilani / National Survey, 1997

- **Question:** **8%** believe that Pakistan's greatest achievement in the last 50 years is **increase in education**.

Source: Gallup & Gilani / National Survey, 1997

METHODOLOGY

METHODOLOGY

The results presented here are from multiple *nation wide house hold surveys* carried out by Gallup and Gilani over the last three decades (1980-2010)

- **SAMPLE PROFILE:**

The respondents in these surveys range from *1000-2500 men and women of age 18 years and above* spread across the *rural and urban* areas of the *four provinces* of the country. They represent different age groups, education status and socio economic profile

- **INTERVIEWING MODE:**

Face to Face, in-house interviews

- **SAMPLING METHODOLOGY:**

Multi-stage area probability sampling

- **SAMPLING TOLERANCE:**

Error margin is estimated to be $\pm 2-3\%$ at 95% Confidence level

- **WEIGHTING:**

The data have been weighted to correspond with census distribution of population for the rural and urban areas of all four provinces.

- **SURVEY DATES:**

The respective year in which these surveys were carried out has been mentioned at the bottom of all charts and tables.

- **VALUES/ PERCENTAGES:**

All values given in this report are percentages unless otherwise specified.

• **NOTE ON COMPARATIVE SECTIONS:**

Caution should be taken in interpreting results in comparative sections of the report. The purpose of having comparative data is to show a broad trend in timeline rather than providing a statistical difference in opinions. This caution is based on following major considerations:

- The exact question wordings may vary across the years where comparison is drawn
- The methodology and sample size may vary
- The timeline is not uniform, we have provided data at two or more points in time as available.

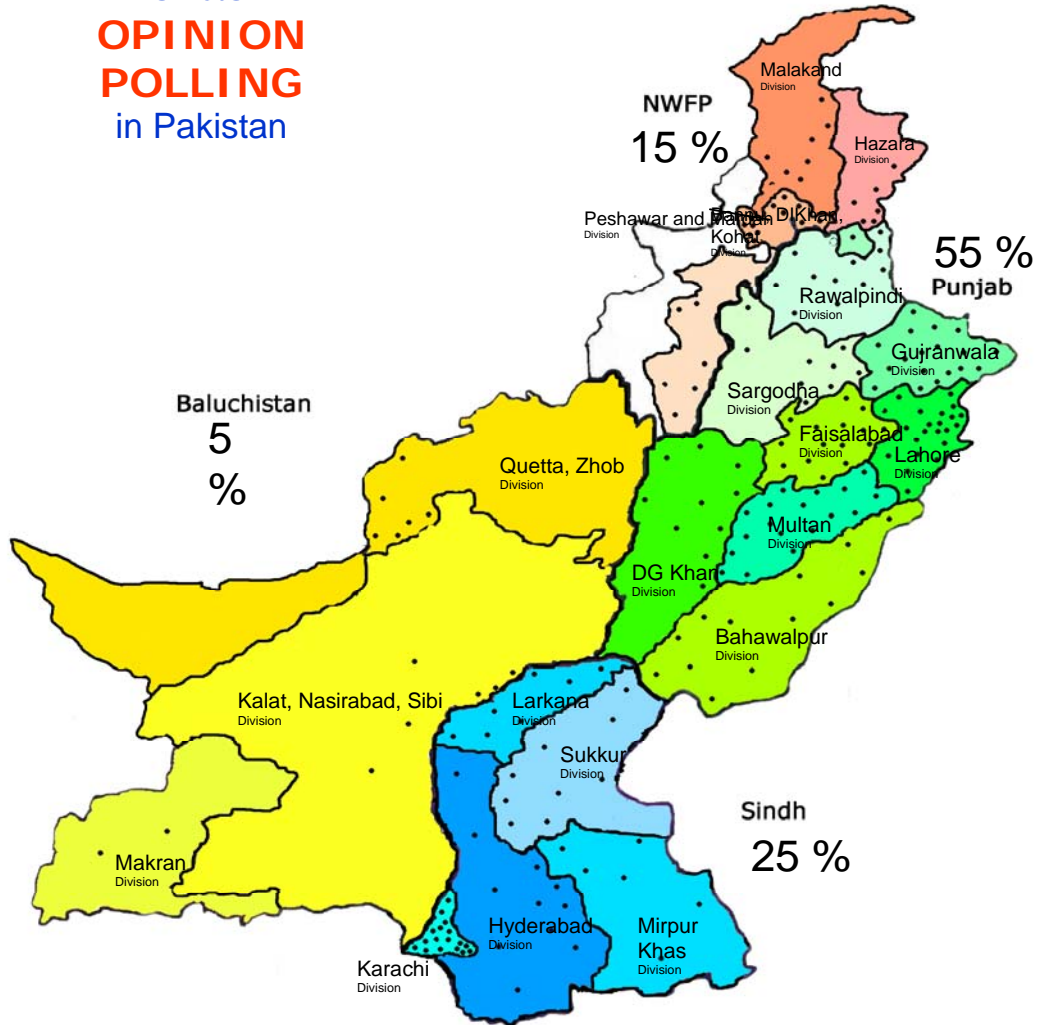
DISCLAIMER

This report is for Public Debate and not for strict policy measures or decisions. Gallup and Gilani does not take any responsibility for any loss or profit arising out of Public or Private use of this report or its findings.

PROPREITORY INFORMATION

The Data quoted and used in this report is the property of Gallup & Gilani Pakistan.

Gallup & Gilani
 Pakistan
**OPINION
 POLLING**
 in Pakistan



REPRESENTS

Statistical Cross-section: Gender, Age, Income, Education, Region & Language

Universe: ~45,000 villages; 60,000 Urban Census Blocks



Contact Details:

Islamabad: +92 51 2655630
Lahore: +92 42 35842419
Karachi: +92 21 4537569

Email: info@gallup.com.pk
Web : www.gallup.com.pk
www.gallup-international.com

Gallup & Gilani

P A K I S T A N

Affiliated with Gallup International

World Leaders in Marketing Research & Consultancy

30 Years Of Polling on Education in Pakistan

Contact details:

Islamabad: +92 51 2655630

Lahore: +92 42 358219

Karachi: +92 21 537569

Email: info@gallup.com.pk

Web: www.gallup.com.pk

www.gallup-international.com

Disclaimer: Gallup Pakistan is not related to Gallup Inc. headquartered in Washington D.C. USA. We require that our surveys be credited fully as Gallup Pakistan (not Gallup or Gallup Poll). We disclaim any responsibility for surveys pertaining to Pakistani public opinion except those carried out by Gallup Pakistan, the Pakistani affiliate of Gallup International Association. For details on Gallup International Association see website: www.gallup-international.com