

BUSINESS AND POLITICS IN THE MUSLIM WORLD

GLOBAL OPINION REPORT NO. 98

Week: December 13 – December 19, 2009

Presentation: December 23, 2009

M. Zubair

Prelude	02
Summary of Polls	03
MIDDLE EAST	
• Palestinians Ready to Vote for Abbas Again	06
• Netanyahu Sought to Appease Obama, Say Israelis	07
SOUTH ASIA	
• High Risk, Low Awareness of Climate Change in Nepal	08
NORTHEAST ASIA	
• Chinese Public Rejects Argument that China Should not be Obligated to Limit Emissions	11
• Taiwanese Worried About Deal with Beijing	12
JAPAN & SOUTH KOREA	
• Impatient Japanese Start to Turn on Government	13
WEST EUROPE	
• Little Change for British Political Leaders	13
• Germans Anxious About Growth of Islam	15
• Scotland Ponders Change in Status-Quo	15
NORTH AMERICA	
• U.S. Flu and Cold Cases Decline in November	16
• Little Support for Terrorism Among Muslim Americans	22
• At Year's End, Nation Remains Divided	25
• Americans Oppose Closing Gitmo, Moving Prisoners to U.S.	29
• Majority of Americans Still Not Backing Healthcare Bill	32
• Americans Favor U.S. Signature on Copenhagen Treaty	35
• Approval of U.S. Congress Essentially Flat, at 25%	39
• Americans Split on Same-Sex Marriage	42
• Fewer in U.S. Believe in Man-Made Climate Change	43
• Harper Down, Rivals Improve in Canada	44
• Climate Change a Threat for Most Canadians	46
MULTI-COUNTRY POLLS	
• Global Restrictions on Religion	47
• Developed and Emerging Nations Should Cut Emissions	48
• Climate change professionals expect Europe to demonstrate leadership at UN summit	51
 CODIFIED SUMMARY OF REPORT 98	 55

Prelude

This week report consists of 23 surveys. Three of these are multi-country surveys while the rest of twenty are national surveys of their respective countries. This week report covers a range of issues through the eyes of pollsters. Various issues including issue of governance in certain countries, resurgence of Islam, climate change & Copenhagen, and Palestine issue have been raised in different surveys.

Cooperation and co-existence have always been appreciated across the globe, but is it morally justifiable to make the weak co-exist & cooperate at the terms dictated by the strong? European Muslims are passing through a difficult time ever since 9/11. How French ban on headscarves or recent Swiss ban on minarets will help achieve the ideals of cooperation and co-existence, they themselves can explain. Thilo Sarrazin, a former Berlin finance senator and current member of the German Central Bank committee made a statement earlier this month demanding ban on headscarves in Germany & several other incidents show that the Europeans want to force European Muslims to spend their lives according to their dictates or leave their countries. They are anxious about the growth of Islam in their countries. In a recent survey, about two third of Germans say that they are concerned about the growth of Islam in their country and one third of them is very concerned. Does this concern is due to the increasing number of Muslims and mosques in Europe or this concern is generated by international media through the coverage of various extremism & terrorism related events? Does ban on various Muslim's things, is the only way to stop Europe from becoming 'Eurabia'?

For several months pollsters have been monitoring the publics' concern about climate change issues before the dawn of Copenhagen conference. One may say that a series of surveys by various organizations about this issue show that there has emerged greater awareness about climate change issues across the world. in the last week surveys, even the Americans who always have been a bit reluctant about paying cost for dealing with the climate change issues showed their willingness for President Obama to become a signatory to any concrete development about this issue at Copenhagen. But despite all the publics concerns no real breakthrough could be achieved at Copenhagen as most of the civil society organizations and NGOs are showing cold reaction to Copenhagen act. This again raises a question that whether public opinion matters or not? Several polls show that people across the world believe that political leaders should given more importance to public opinion but looking at the Copenhagen outcome it seems that it will still take a lot of time before public aspirations are translated into leader's decision. It is interesting to explore that when leaders make decision against the will of people, do they lose anything? How long will it still take the world leaders to pay heed to the aspirations of people?

Summary of Polls

MIDDLE EAST

Palestinians Ready to Vote for Abbas Again

Mahmoud Abbas of Fatah remains popular among Palestinians, according to a poll by the Palestinian Center for Policy and Survey Research. 54 per cent of respondents would vote for the current president of the Palestinian Authority, who has recently announced he does not intend to seek a new term in office.

December 17, 2009

Netanyahu Sought to Appease Obama, Say Israelis

Most people in Israel believe Benjamin Netanyahu broke an election promise by ordering the freeze of settlement construction in occupied territories, according to a poll by Maagar Mochot released by IMRA. 51 per cent of respondent agree with the notion that the Israeli prime minister failed to keep his promise of allowing the growth of Jewish settlements.

December 14, 2009

SOUTH ASIA

High Risk, Low Awareness of Climate Change in Nepal

Nepal's citizens, awareness of global warming or climate change is low. In a Gallup survey conducted in July, 39% of Nepalese say they are aware of climate change -- essentially unchanged from the 37% average awareness across 2007 and 2008.

December 15, 2009

NORTHEAST ASIA

Chinese Public Rejects Argument that China Should not be Obligated to Limit Emissions

In a new poll conducted by WorldPublicOpinion.org in September, an overwhelming 96 % of Chinese said that at the conference in Copenhagen their government should be “willing to commit to limiting its greenhouse gas emissions” as part of an agreement. (Seventy-one percent of Indians concurred.)

December 16, 2009

Taiwanese Worried About Deal with Beijing

Most people in Taiwan think an economic cooperation framework agreement with Beijing (ECFA) will have a negative impact on their lives, according to a poll by Taiwan Thinktank. 53 per cent of respondents share this concern, while 43.1 per cent do not.

December 18, 2009

JAPAN & SOUTH KOREA

Impatient Japanese Start to Turn on Government

Just a few months after the Democratic Party of Japan (DPJ) won the legislative election, people in the Asian country are quickly recanting their support for the new administration, according to a poll by NHK. 56 per cent of respondents approve of the cabinet led by Japanese prime minister Yukio Hatoyama, down nine points since November.

December 19, 2009

WEST EUROPE

Little Change for British Political Leaders

Public support for Gordon Brown remains stable in Britain, according to a poll by Angus Reid Public Opinion. 28 per cent of respondents approve of Brown's performance as prime minister, down one point since November.

December 15, 2009

Germans Anxious About Growth of Islam

Most people in Germany express a certain degree of anxiety over the growth of the Islamic religion and culture in the country, according to a poll by Infratest-Dimap released by ARD. 33 per cent of respondents are very concerned about this matter, and 29 per cent express moderate concern.

December 19, 2009

Scotland Ponders Change in Status-Quo

One-in-four Scottish adults believe Scotland should attain full independence from the United Kingdom, according to a poll by Angus Reid Public Opinion. 25 per cent of respondents agree with this rationale.

December 16, 2009

NORTH AMERICA

U.S. Flu and Cold Cases Decline in November

On average, fewer American adults reported having the flu "yesterday" in November (2.4%) than did so in October (2.7%), according to data from the Gallup-Healthways Well-Being Index. The decline puts the number of flu cases reported in November of this year below the number reported in November of last year, even amid concerns about the potential widespread impact of H1N1.

December 18, 2009

Little Support for Terrorism Among Muslim Americans

The Fort Hood shootings and the arrest of five Muslim American students in Pakistan have raised questions about the threat of homegrown terrorism in the United States. However, the Pew Research Center's comprehensive portrait of the Muslim American population suggests it is less likely to be a fertile breeding ground for terrorism than Muslim minority communities in other countries.

December 17, 2009

At Year's End, Nation Remains Divided

Public opinion about President Barack Obama and his major policies continues to be divided as the year comes to a close. His overall approval rating is 49%, which is largely unchanged from November (51%). Opinions about Afghanistan also are mixed: 50% express confidence in Obama to do the right thing regarding the situation in Afghanistan, which is unchanged from October.

December 16, 2009

Americans Oppose Closing Gitmo, Moving Prisoners to U.S.

Americans remain opposed to closing the Guantanamo Bay prison in Cuba and moving some of the terrorist suspects being held there to U.S. prisons: 30% favor such actions, while 64% do not. These attitudes could present a significant roadblock for President Obama at a time when he seeks congressional approval to move terrorist suspects from Guantanamo to a converted state prison in northwestern Illinois.

December 16, 2009

Majority of Americans Still Not Backing Healthcare Bill

As the U.S. Senate continues working to craft a filibuster-proof healthcare reform bill, a new *USA Today*/Gallup poll finds public support for such efforts still below the majority level. Forty-six percent of Americans say they would advise their member of Congress to vote for healthcare legislation (or lean toward doing so), while 48% would advise a no vote (or lean in that direction).

December 16, 2009

Americans Favor U.S. Signature on Copenhagen Treaty

Just over half of Americans, 55%, favor the United States' signing a binding treaty in Copenhagen that would commit the U.S. to significantly reducing greenhouse gas emissions, while 38% oppose it. Democratic endorsement of a treaty (79% are in favor) is somewhat higher than Republican resistance (65% are opposed), while independents' views are identical to the national average.

December 15, 2009

Approval of U.S. Congress Essentially Flat, at 25%

With the U.S. Congress battling until the brink of Christmas to try to pass a healthcare reform bill, Americans are growing neither more positive nor more negative about their elected representatives in Washington. More than two-thirds of Americans (69%) continue to disapprove of the job Congress is doing, while 25% approve -- essentially unchanged from last month.

December 17, 2009

Americans Split on Same-Sex Marriage

People in the United States are almost evenly divided on whether same-sex marriage should be allowed in their country, according to a poll by Angus Reid Public Opinion. 43 per cent of respondents favour allowing gays and lesbians to marry legally, while 46 per cent are opposed.

December 18, 2009

Fewer in U.S. Believe in Man-Made Climate Change

The proportion of Americans who believe global warming is a fact and is mostly caused by emissions from vehicles and industrial facilities has dropped considerably this year, according to a poll by Angus Reid Public Opinion. 44 per cent of respondents side with this argument, down seven points since July.

December 16, 2009

Harper Down, Rivals Improve in Canada

Public support for Stephen Harper fell slightly in Canada this month, according to a poll by Angus Reid Public Opinion. 32 per cent of respondents approve of the prime minister's performance, down two points since November.

December 19, 2009

Climate Change a Threat for Most Canadians

Two-in-five adults in Canada believe global warming will significantly impact their life and the life of future generations, according to a poll by Angus Reid Public Opinion. 40 per cent of respondents feel this way about the effect of climate change.

December 17, 2009

GLOBAL POLLS

Global Restrictions on Religion

"Global Restrictions on Religion," a new study by the Pew Research Center's Forum on Religion & Public Life, finds that 64 nations -- about one-third of the countries in the

world -- have high or very high restrictions on religion. But because some of the most restrictive countries are very populous, nearly 70% of the world's 6.8 billion people live in countries with heavy restrictions on religion, the brunt of which often falls on religious minorities.

December 16, 2009

Developed and Emerging Nations Should Cut Emissions

Gallup surveys in 2009 find respondents in six key global economies are more likely to say developed economies such as the U.S., Germany, and Japan and fast-emerging economies such as China, India, and Brazil should reduce emissions at the same time than say one group should reduce emissions first.

December 17, 2009

Climate change professionals expect Europe to demonstrate leadership at UN summit

A global survey has found that professionals involved in making decisions that have implications for climate change are calling for Europe to take a leadership stance in negotiations in Copenhagen, where leaders from around the world are meeting for a major UN climate conference (COP15).

December 16 2009

MIDDLE EAST

Palestinians Ready to Vote for Abbas Again

December 17, 2009

Mahmoud Abbas of Fatah remains popular among Palestinians, according to a poll by the Palestinian Center for Policy and Survey Research. 54 per cent of respondents would vote for the current president of the Palestinian Authority, who has recently announced he does not intend to seek a new term in office.

Ismail Haniyeh of Hamas is a distant second with 38 per cent.

Abbas won the January 2005 presidential ballot in the Palestinian Territories with 62.32 per cent of all cast ballots. In January 2006, Hamas won the Palestinian Legislative Council election, securing 74 of the 112 seats at stake. Haniyeh officially took over as prime minister in March. The Israeli government believes Hamas is directly responsible for the deaths of 377 citizens in a variety of attacks, which include dozens of suicide bombings.

In February 2007, Hamas and Fatah leaders reached an accord which set the guidelines for a power-sharing Palestinian administration, headed by Hamas. In June, amid a wave of violent clashes between Hamas and Fatah factions, Hamas militants seized control of Gaza. Abbas issued a decree to form a 12-member emergency government based in the West Bank and expelled Hamas from the administration. Fatah member Salam Fayyad was appointed as prime minister by Abbas.

Abbas recently extended his tenure—which was supposed to end in January 2009—until 2010. The extension is part of an Egypt-sponsored plan to foster reconciliation between Hamas and Fatah.

On Dec. 15, Abbas reiterated his decision to step down, saying, "I will not race again for presidency in any upcoming presidential elections, and I have other measures that will be announced later on time."

Polling Data

If a presidential election were to take place today, and Mahmoud Abbas were nominated by Fatah and Ismail Haniyeh were nominated by Hamas, who would you vote for?

	Dec. 2009	Aug. 2009	May 2009
Mahmoud Abbas	54%	52%	49%
Ismail Haniyeh	38%	38%	44%
Not sure	8%	9%	7%

Source: Palestinian Center for Policy and Survey Research

Methodology: Face-to-face interviews with 1,200 Palestinian adults in the West Bank and Gaza Strip, conducted from Dec. 10 to Dec. 12, 2009. Margin of error is 3 per cent.

Netanyahu Sought to Appease Obama, Say Israelis

December 14, 2009

Most people in Israel believe Benjamin Netanyahu broke an election promise by ordering the freeze of settlement construction in occupied territories, according to a poll by Maagar Mochot released by IMRA. 51 per cent of respondent agree with the notion that the Israeli prime minister failed to keep his promise of allowing the growth of Jewish settlements.

Additionally, 68 per cent of respondents think Netanyahu ordered the settlement freeze in response to United States president Barack Obama's criticism of Israeli construction activity. Only 20 per cent think the decision reflects Netanyahu's true concern for peace negotiations with the Palestinians.

In February, Israeli voters renewed the Knesset. The Likud party, led by Netanyahu, secured 27 seats in the legislature. The far-right Israel Our Home, the Labour party, the International Organization of Torah-observant Sephardic Jews (Shas), United Torah Judaism, and the Jewish Home joined Likud in a coalition. In March, Netanyahu was sworn in as prime minister.

Netanyahu served as prime minister from June 1996 to July 1999, and resigned from Ariel Sharon's cabinet—where he held the finance portfolio—after opposing the "Disengagement Plan." This plan saw the evacuation of close to 8,000 Israeli settlers who lived in 21 Gaza Strip and four northern West Bank settlements. Sharon thought this gesture was necessary to reach a peace deal with the Palestinians.

About 300,000 Israelis currently live in more than 100 Jewish settlements in the West Bank, along with about 2.5 million Palestinians.

The Obama administration has urged the Israeli government to cease all settlement activity in order to break a deadlock in peace negotiations with the Palestinians. Earlier this year,

Netanyahu allowed for the construction of some 900 new settlements in occupied territory, citing the need to understand the "natural growth" of the Israeli population living in the area.

On Nov. 25, Netanyahu's office announced a "temporary suspension of construction permits for housing" in the West Bank, but not in East Jerusalem. The freeze would last for ten months in principle.

Polling Data

Did Benjamin Netanyahu break his election campaign promises by deciding on the construction freeze?

Yes	51%
No	23%
Not sure / Other	26%

Why do you think Benjamin Netanyahu decided to impose the construction freeze?

To placate President Obama	68%
He genuinely thinks it will promote the peace process with the Palestinians	20%
Nor sure / Other	12%

Source: Maagar Mochot / IMRA

Methodology: Interviews with 512 Israeli adults, conducted in December 2009. Margin of error is 4.5 per cent.

SOUTH ASIA

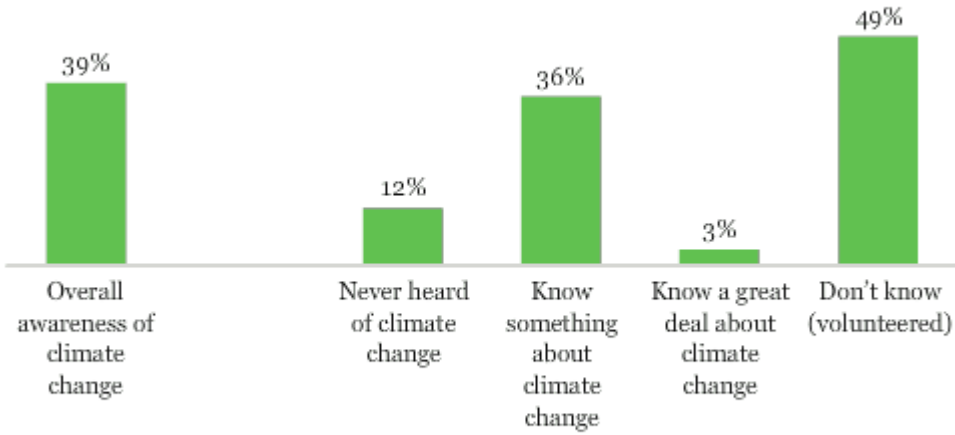
High Risk, Low Awareness of Climate Change in Nepal

Just 14% believe they, personally, can "do much" about the environment

December 15, 2009

Just before the United Nations Climate Change Conference began in Copenhagen, Denmark, Nepal's top politicians conducted a cabinet meeting high in the sky -- more than 3 miles up in the Himalayas at the base of Mount Everest -- in an attempt to draw world attention to the danger global warming poses to glaciers. Yet among Nepal's own citizens, awareness of global warming or climate change is low. In a Gallup survey conducted in July, 39% of Nepalese say they are aware of climate change -- essentially unchanged from the 37% average awareness across 2007 and 2008.

How much do you know about global warming or climate change?



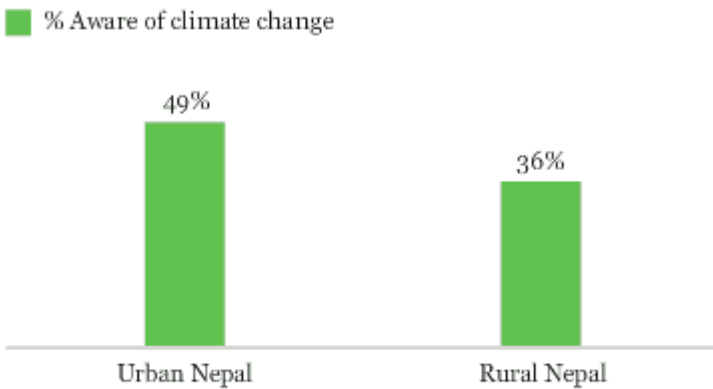
June 19-July 25, 2009

GALLUP®

When compared with its two neighbors, awareness in Nepal is about on par with average awareness in India (35%), but lower than average awareness in China (62%).

A largely poor, agrarian nation, Nepal is home to some of the most extreme topography on the planet, ranging from 8 of the world's 10 highest mountain peaks to the low-lying Ganges River basin, leaving the nation's crop production highly susceptible to abrupt climate variations. Although Nepal's rural residents may be more likely to observe evidence of climate change in flooded or drought-ridden agricultural fields, awareness is significantly higher among urban Nepalese (49%) than among those living in rural areas (36%).

Awareness of Climate Change by Urban and Rural Areas



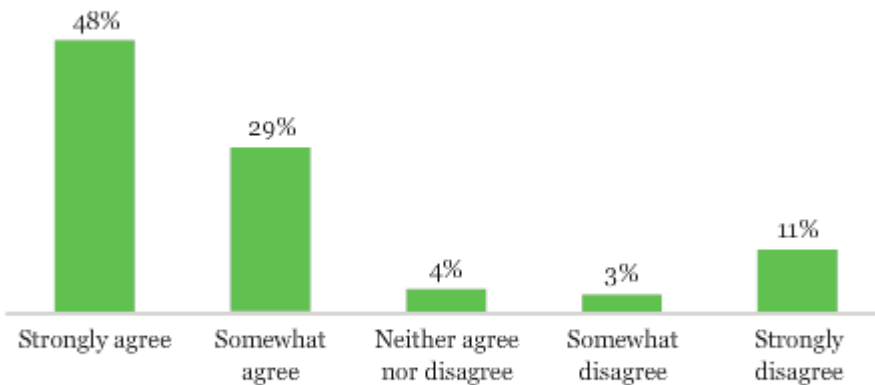
June 19-July 25, 2009

GALLUP®

Irrespective of whether Nepalese live in cities or the countryside, climate change is contributing to a crisis in their food supply -- especially hard hit is the one-third of the population that lives below the poverty line. Weather patterns that used to occur in predictable cycles no longer do so. Sudden intense rainfall; longer, drier winters; delayed monsoon seasons; and dramatic changes in temperature are believed to be caused in part by thawing Himalayan glaciers, resulting in farm fields that are subjected to drought, fire, flash floods, landslides, and soil erosion.

According to climate change experts, Nepal's citizens can undertake initiatives such as planting crops that are more resistant to climate variation, better water management, the use of certain plants to halt soil erosion, early flood warning systems, among many others. First, however, the Nepalese population must shift from passivity to adaptation and action. At this time, a majority (77%) agree that it is "too difficult for someone like me to do much about the environment."

Please tell me if you agree or disagree with this statement: "It is too difficult for someone like me to do much about the environment."



June 19-July 25, 2009

GALLUP®

In addition to their recent sky-top cabinet meeting, Nepal's government has been proactively trying to limit negative environmental impact on its citizens by joining the United Nations Framework Convention on Climate Change and creating a National Adaptation Program of Action, two initiatives the government hopes will result in substantial funding for climate change adaptation. But if progress is to be made, Nepal's citizens -- poor rural farmers, in particular -- will need to be educated about global warming. Even during the recent years of poor crop yields attributable to temperature extremes and alternating tumultuous floods and drought, awareness of climate change has remained static.

Survey Methods

Results are based on face-to-face interviews with more than 1,000 adults, aged 15 and older, conducted June 19-July 25, 2009 in Nepal. For results based on the total sample of national adults, one can say with 95% confidence that the maximum margin of sampling error is ± 3.6

percentage points. The margin of error reflects the influence of data weighting. In addition to sampling error, question wording and practical difficulties in conducting surveys can introduce error or bias into the findings of public opinion polls.

NORTHEAST ASIA

Chinese Public Rejects Argument that China Should not be Obligated to Limit Emissions

December 16, 2009

At the United Nations Climate Change Conference, China has taken a strong stance. It has refused to make any commitments to limit its emission of climate-changing gasses, arguing that the developed countries alone should make such commitments as their emission levels on a per-capita basis are much higher. The Chinese people, however, reject this view.

In a new poll conducted by WorldPublicOpinion.org in September, an overwhelming 96 % of Chinese said that at the conference in Copenhagen their government should be “willing to commit to limiting its greenhouse gas emissions” as part of an agreement. (Seventy-one percent of Indians concurred.) Seventy-eight percent of Chinese also said that “dealing with the problem of climate change should be given priority, even if it causes slower economic growth and some loss of jobs.” Sixty-eight percent would be willing to accept an increase in costs for energy equal to one percent of the GDP. Seventy-seven percent said their government is not doing enough to deal with the problem.

When presented the argument against making such a commitment, a large majority of Chinese reject it. A 2007 BBC/GlobeScan/PIPA poll of 21 countries presented two positions, one of which was the position taken by China and the government of many developing countries:

Because countries that are less wealthy produce relatively low emissions per person, they should not be expected to limit their emissions of climate changing gases.

The counter argument was presented as well:

Because total emissions from less-wealthy countries are substantial and growing, these countries should limit their emissions of climate changing gases.

A resounding 68% majority of Chinese endorsed the second position saying that China should limit its emissions. Limiting the emissions of less-wealthy countries was also the dominant view in Mexico (75%), Kenya (64%), Brazil (63%), Indonesia (54%), the Philippines (49%), and India (33% to 24%), though many Indians (43%) did not have an opinion.

In another poll, an overwhelming majority of Chinese said that developing countries should be willing to commit to limit their emissions if the developed countries would provide assistance. A WPO/CCGA poll from 2006-07 asked the Chinese public and four other developing countries: “If the developed countries are willing to provide substantial aid, do you think the less developed countries should make a commitment to limit their greenhouse-gas emissions?” In this case, 79%

of the Chinese endorsed making a commitment to limit emissions as did majorities or pluralities in all of the other developing countries, including a plurality of Indians (48% to 29%).

In sum, contrary to the position assumed by its leaders a clear majority of Chinese are ready to make commitments to limit emissions, even when they here the argument that developing counties should not have such obligations, and with full awareness that this would require personal sacrifices.

Taiwanese Worried About Deal with Beijing

December 18, 2009

Most people in Taiwan think an economic cooperation framework agreement with Beijing (ECFA) will have a negative impact on their lives, according to a poll by Taiwan Thinktank. 53 per cent of respondents share this concern, while 43.1 per cent do not.

In 1895, following a military defeat, China ceded Taiwan to Japan. At the end of World War II, the island was returned to Chinese control. In 1949, as Mao Zedong's communists were gaining prominence in mainland China, Nationalist leader Chiang Kai-shek established the Republic of China in Taiwan.

A series of democratic reforms implemented by Taiwanese president Lee Teng-hui in the early 1990s allowed Taiwan's residents to take part in free and fair elections. To this date, the People's Republic of China considers Taiwan a "renegade province" and reserves the right to bring it under control.

In March 2008, Ma Ying-jeou won the presidential election with 58.45 of the vote as a candidate for the Kuomintang Party (KMT). Frank Hsieh of the Democratic Progressive Party (DPP) finished second with 41.55 per cent.

The KMT advocates for maintaining the status quo with the Chinese central government, while the DPP has aggressively pursued independence from Beijing.

On Dec. 16, Ma defended the need to sign the ECFA with Beijing, declaring, "There are very few countries in the region that have not been connected by [a free trade agreement]. Notably among those which are not connected, one is North Korea and the other is Taiwan. So we think, we think we should work harder to become part of the economic integration process."

Polling Data

Are you worried that the economic cooperation framework agreement (ECFA) would negatively affect your life?

Yes	53.0%
No	43.1%

Source: Taiwan Thinktank

Methodology: Interviews with 711 Taiwanese adults, conducted from Dec. 9 to Dec. 11, 2009. No margin of error was provided.

JAPAN & SOUTH KOREA

Impatient Japanese Start to Turn on Government

December 19, 2009

Just a few months after the Democratic Party of Japan (DPJ) won the legislative election; people in the Asian country are quickly recanting their support for the new administration, according to a poll by NHK. 56 per cent of respondents approve of the cabinet led by Japanese prime minister Yukio Hatoyama, down nine points since November.

Last August, Japanese voters renewed the House of Representatives. Final results gave the DPJ a victory with 308 of the 480 lower house seats at stake. Hatoyama, the DPJ leader, was sworn in as prime minister in September.

Aside from a brief period in the 1990s, the Liberal Democratic Party (LDP) had administered Japan's government for more than five decades.

Earlier this year, Japan began to recover from its most serious recession since the end of World War II.

On Dec. 2, Japanese media reported that the prime minister will be called by prosecutors to explain irregularities in the management of political donations made to his campaign. Hatoyama addressed the matter, saying, "I will await the legal decision and, depending on the result, want to continue to fulfill the duty given to me."

Polling Data

Do you approve or disapprove of the performance of Yukio Hatoyama's cabinet?

	Dec. 2009	Nov. 2009
Approve	56%	65%
Disapprove	34%	21%

Source: NHK

Methodology: Telephone interviews with 1,111 Japanese adults, conducted from Dec. 11 to Dec. 13, 2009. No margin of error was provided.

WEST EUROPE

Little Change for British Political Leaders

December 15, 2009

Public support for Gordon Brown remains stable in Britain, according to a poll by Angus Reid Public Opinion. 28 per cent of respondents approve of Brown's performance as prime minister, down one point since November.

The approval rating for Conservative party leader David Cameron stands at 43 per cent—also down one point in a month—while 38 per cent of respondents are satisfied with the way Liberal Democrat leader Nick Clegg is handling his job.

In June 2007, Brown officially became Labour leader and prime minister, replacing Tony Blair. Brown had worked as chancellor of the exchequer. Blair served as Britain’s prime minister since May 1997, winning majority mandates in the 1997, 2001 and 2005 elections to the House of Commons.

Since December 2005, Cameron has been the leader of the Conservative party. In December 2007, current parliamentarian Clegg became the new leader of the Liberal Democrats.

On Dec. 7, Clegg expressed hope in a successful end to the military mission in Afghanistan, adding, "So that British soldiers can come back home with their heads held high and in the knowledge that their sacrifices have not been in vain."

The next election to the House of Commons must be held on or before Jun. 3, 2010. Sitting prime ministers can dissolve Parliament and call an early ballot at their discretion.

Polling Data

Do you approve or disapprove of Gordon Brown’s performance as Prime Minister?

	Dec. 2009	Nov. 2009	Oct. 2009
Approve	28%	29%	26%
Disapprove	63%	63%	66%
Not sure	9%	8%	8%

Do you approve or disapprove of David Cameron’s performance as Leader of the Opposition?

	Dec. 2009	Nov. 2009	Oct. 2009
Approve	43%	44%	48%
Disapprove	42%	41%	39%
Not sure	15%	15%	13%

Do you approve or disapprove of Nick Clegg’s performance as leader of the Liberal Democrats?

	Dec. 2009	Nov. 2009	Oct. 2009
Approve	38%	39%	40%
Disapprove	29%	31%	29%
Not sure	33%	30%	32%

Source: Angus Reid Public Opinion

Methodology: Online interviews with 2,004 British adults, conducted from Dec. 8 to Dec. 10, 2009. Margin of error is 2.2 per cent.

Germans Anxious About Growth of Islam

December 19, 2009

Most people in Germany express a certain degree of anxiety over the growth of the Islamic religion and culture in the country, according to a poll by Infratest-Dimap released by ARD. 33 per cent of respondents are very concerned about this matter, and 29 per cent express moderate concern.

Germany is home to Europe's second-largest Muslim community after France.

Last month, voters in Switzerland participated in a referendum which banned the construction of minarets in Swiss mosques. The minaret—a tower from which the call to prayer is sounded—is a distinctive architectural feature of Islamic mosques.

On Dec. 13, Thilo Sarrazin, a former Berlin finance senator and current member of the German Central Bank committee, said Muslim headscarves should be banned in Germany.

Earlier this year, Sarrazin was criticized after he declared: "A large number of Arabs and Turks in this city, whose number has grown through bad policies, have no productive function other than as fruit and vegetable vendors."

Polling Data

Are you concerned about the growth of Islam in Germany?

Yes, very concerned	33%
Yes, moderately concerned	29%
No, not concerned	22%

Source: Infratest-Dimap / ARD

Methodology: Telephone interviews with 1,000 German adults, conducted in December 2009. Margin of error is 3.1 per cent.

Scotland Ponders Change in Status-Quo

December 16, 2009

One-in-four Scottish adults believe Scotland should attain full independence from the United Kingdom, according to a poll by Angus Reid Public Opinion. 25 per cent of respondents agree with this rationale.

In addition, 22 per cent of respondents would like Scotland to have some additional powers, including the introduction of a new Scottish rate of income tax, while 17 per cent would prefer having many additional powers, such as full financial autonomy from the UK. Just over a third of respondents would keep the status-quo: Scotland as part of the UK, with a Scottish Parliament that has the power to pass laws and limited tax-varying capability.

The Kingdom of Scotland was an independent state until May 1, 1707, when the Acts of Union established the United Kingdom of Great Britain. In a 1997 referendum, voters in Scotland supported the creation of a legislative assembly with tax varying powers, marking the devolution of some powers to the local parliament.

In May 2007, Scottish voters renewed their Parliament. The Scottish National Party (SNP) finished in first place with 47 of the legislature’s 129 seats, followed by the Labour party with 46 mandates. SNP leader Alex Salmond became first minister in a 49-46 Scottish Parliament vote, with the support of the SNP and the Greens. Salmond has vowed to call a referendum on Scotland’s independence next year.

On Nov. 30, Salmond claimed that the status-quo would no longer be an option, adding, "The debate in Scottish politics is no longer between change or no change—it’s about the kind of change we seek and the right of the people to choose their future in a free and fair referendum."

Polling Data

In its White Paper on Independence, the Scottish Government outlines four different scenarios for Scotland’s future. Which of these scenarios would you prefer?

	BRI	SCO
The status-quo: Scotland as part of the UK, with a Scottish Parliament that has the power to pass laws and limited tax-varying capability	44%	36%
Scotland having some additional powers, including the introduction of a new Scottish rate of income tax	17%	22%
Scotland having many additional powers, such as full financial autonomy from the UK	11%	17%
Scotland’s full independence from the United Kingdom	28%	25%

Source: Angus Reid Public Opinion

Methodology: Online interviews with 2,004 British adults, conducted from Dec. 2 to Dec. 4, 2009. Margin of error is 2.2 per cent.

NORTH AMERICA

U.S. Flu and Cold Cases Decline in November

Self-reported flu/cold cases down from October, slipping below year-ago levels

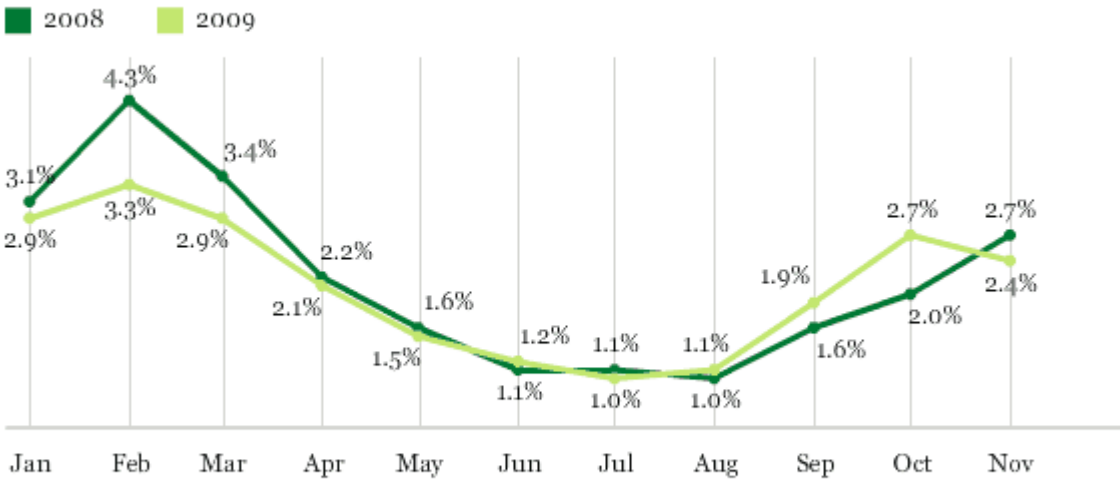
December 18, 2009

On average, fewer American adults reported having the flu "yesterday" in November (2.4%) than did so in October (2.7%), according to data from the Gallup-Healthways Well-Being Index. The decline puts the number of flu cases reported in November of this year below the number

reported in November of last year, even amid concerns about the potential widespread impact of H1N1.

Were you sick with a flu yesterday?

Average percentage of American adults reporting being sick with the flu on any given day



Gallup-Healthways Well-Being Index

GALLUP®

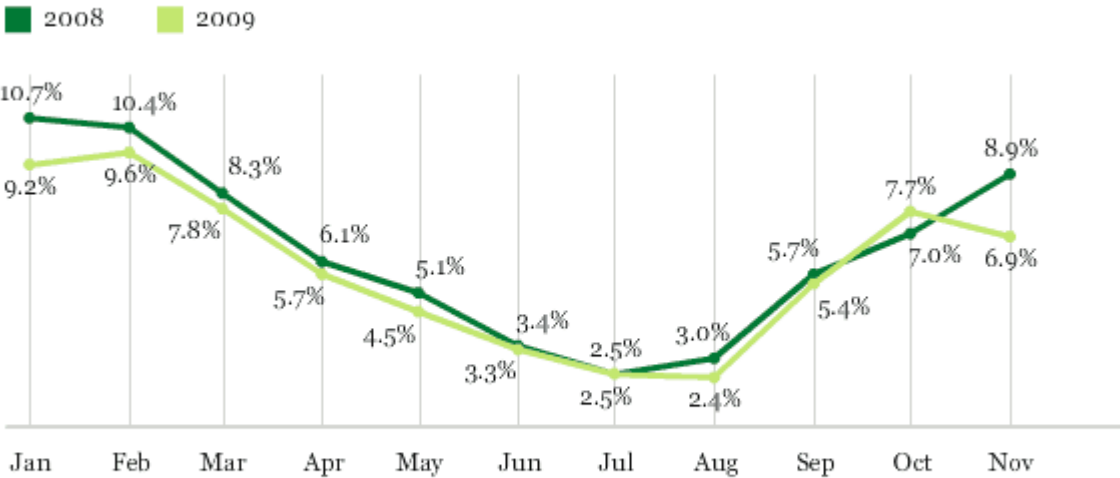
The President's Council of Advisers on Science and Technology estimated in late August that as many as 50% of Americans could contract the H1N1 virus this season (compared with 5% to 20% who get some form of influenza in a typical year). While the Gallup-Healthways data cannot estimate the cumulative percentage of Americans who have the flu, the average daily numbers clearly indicate there has not been a dramatic increase this year relative to the same months in 2008.

The Gallup-Healthways Well-Being Index surveys a random sample of at least 1,000 adults each day, or roughly 30,000 adults a month, on a wide range of topics related to health and well-being. One of the questions asked each day is, "Were you sick with any of the following yesterday?" The question specifies four illnesses: the flu, a cold, a headache, and allergies.

The reported daily prevalence of colds has also abated, dropping from 7.7% in October to 6.9% in November. The November 2009 figure is now two percentage points lower than November 2008's 8.9% figure.

Were you sick with a cold yesterday?

Average percentage of American adults reporting being sick with the cold any given day



Gallup-Healthways Well-Being Index

GALLUP®

The measurement of colds vs. the flu in a survey research environment is complex because of the overlapping symptoms of the two disease conditions and misunderstanding by many Americans regarding what symptoms constitute "the flu" versus "a cold." In general, the percentage of Americans that report having a cold the day before is roughly three times the percentage that report having the flu. Still, the opportunity for year-over-year comparisons with 2008 data serving as a pre-H1N1 "control group" provides useful insight into the self-reported prevalence of each condition relative to the other, as well as their respective changes with the previous year. So far, year-over-year comparisons of cold incidence also remain similar -- or even lower -- to 2008's levels since the beginning of the H1N1 outbreak in April.

Decline in Flu Incidence Since October Greater for Households With Children

Cold and flu incidence varies among demographic groups. Women -- often the primary household caregivers -- are somewhat more likely to report having the flu and a cold than men. Additionally, respondents of either gender living in households without children are a third less likely on any given day to have the flu and are a fourth less likely to have a cold than are households with children. Each of these groups saw a decline in self-reported flu cases in November compared with October, with households that include children dropping the most (but still higher than those households without children).

*Change in Daily Flu Incidence Between October and November
by Gender and Children in Household*

	October	November	Change
Men	2.5	2.2	-0.3
Women	3.0	2.5	-0.5
No children in household	2.3	2.1	-0.2
Children in household	3.5	2.8	-0.7

Gallup-Healthways Well-Being Index

GALLUP®

Asians Only Major Race/Ethnic Group Reporting Increase in Flu Incidence in November

Hispanic Americans have up until now been more than twice as likely to report having the flu or a cold than whites, blacks, and Asians. In November, however, self-reported daily flu incidence among Asians was nearly as high, tripled compared with the October figure.

*Change in Daily Flu Incidence Between October and November
by Race/Ethnicity*

	October	November	Change
White	2.1	1.7	-0.4
Black	2.5	2.1	-0.4
Asian	1.7	5.4	3.7
Hispanic	7.3	6.0	-1.3
Other	2.3	2.8	0.5

Gallup-Healthways Well-Being Index

GALLUP®

Those Aged 30 to 44 Report Drop in Flu Incidence in November

Among the major age groups, all were flat or effectively unchanged in November except for the group most likely to have young children at home, the 30- to 44-year-olds. The percentage of these young-to-middle aged adults that reported having had the flu on any given day dropped by one point in November compared with October.

*Change in Daily Flu Incidence Between October and November
by Age*

	October	November	Change
18 to 29 years old	3.4	3.4	0.0
30 to 44 years old	3.5	2.5	-1.0
45 to 64 years old	2.5	2.3	-0.2
65 years old and older	1.6	1.4	-0.2

Gallup-Healthways Well-Being Index

GALLUP®

Observations and Implications

One month does not make a trend, but the measured decline in self-reported flu incidence is consistent with recent statistics compiled and released by the Centers for Disease Control and Prevention (CDC). On Dec. 4, the CDC reported that Pandemic H1N1 influenza continued to decline in the United States, with 25 states reporting widespread activity during Thanksgiving week, compared with 32 states the week before. Gallup's monthly trending is consistent with these findings. Still, many more months of the cold and flu season remain, with the historical peak month of February two months away.

Many factors may be contributing to the encouraging decrease in flu/cold incidences from October to November this year compared with last year, starting with an aggressive, if inconsistent, rollout of large-scale H1N1 vaccinations nationwide. Concomitant with this rollout has been an elevated awareness and sensitivity to contracting the flu that may have simultaneously increased those seeking out vaccinations for regular seasonal influenza. Other factors can include large-scale efforts by schools and community public health officials to encourage behaviors of more conscientious hygiene such as hand washing and coughing in to shirt sleeves rather than in to hands.

Still, the 1.7% to 5.4% one-month increase among Asians represents a statistically significant spike. The increase raises some concern for this stratum of the American population and underscores the underlying need for continued tracking for more narrowly defined demographic groups such as this one.

Overall, the decline in flu and cold cases from October to November raises the possibility that the predicted potential impact on the U.S. economy from H1N1 may indeed not come to pass, especially if fewer than expected workers miss work resulting from such illnesses. Analysts and economists fearful of the affect of a widespread H1N1 outbreak during a severe global economic downturn may find positive signs here.

Gallup will continue to track the self-reported incidence of colds and flu over the coming months to gauge the real-time impact of flu season.

Survey Methods

Results are based on telephone interviews with 29,192 national adults, aged 18 and older, conducted in November 2009. All monthly samples are near 30,000 per month. For monthly results based on the total sample of national adults, one can say with 95% confidence that the maximum margin of sampling error is ± 0.6 percentage point.

Sample sizes for the reported demographics groups from November of 2009 are shown in the following graph.

November Sample Sizes of Reported Demographic Groups

Demographic group	Sample size
Male	14,410
Female	14,725
No children in household	20,707
Children in household	8,383
18 to 29 years old	2,574
30 to 44 years old	5,294
45 to 64 years old	12,009
65 years old and older	8,729
White	23,316
Black	1,802
Asian	340
Hispanic	2,061
Other	977

Gallup-Healthways Well-Being Index

GALLUP®

Interviews are conducted with respondents on landline telephones (for respondents with a landline telephone) and cellular phones (for respondents who are cell phone only and cell phone mostly).

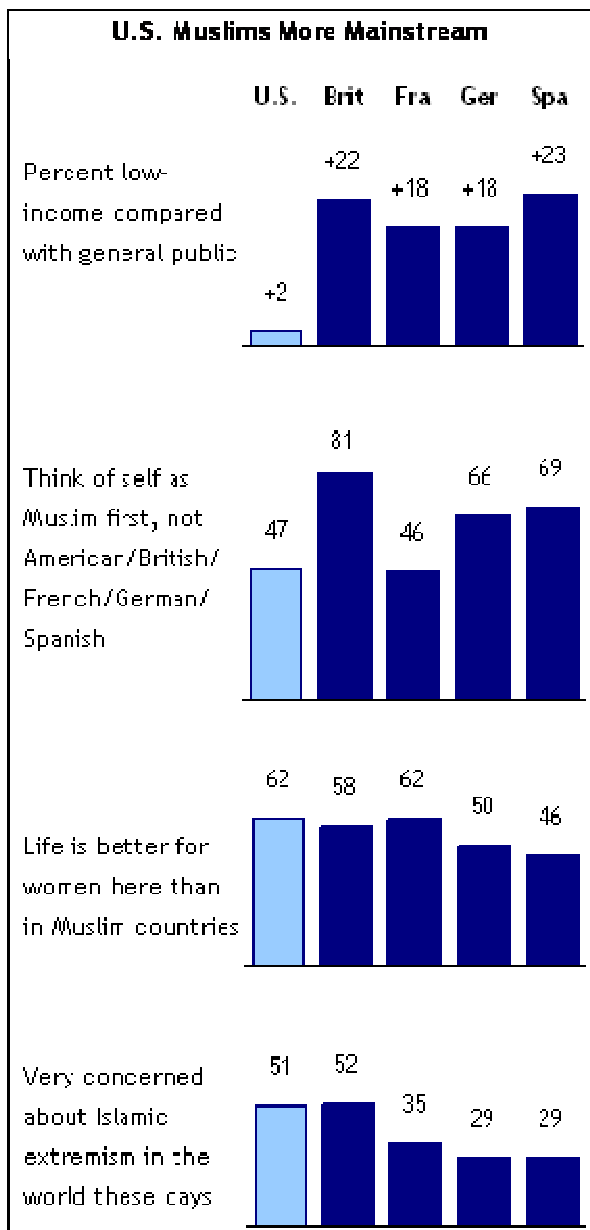
In addition to sampling error, question wording and practical difficulties in conducting surveys can introduce error or bias into the findings of public opinion polls.

Little Support for Terrorism Among Muslim Americans

December 17, 2009

Recent events such as the Fort Hood shootings and the arrest of five Muslim American students in Pakistan have raised questions about the threat of homegrown terrorism in the United States. However, the Pew Research Center's comprehensive portrait of the Muslim American population suggests it is less likely to be a fertile breeding ground for terrorism than Muslim minority communities in other countries. Violent jihad is discordant with the values, outlook and attitudes of the vast majority of Muslim Americans, most of whom reject extremism.

A Middle Class, Mainstream Minority Group



As the title of Pew Research's 2007 study suggests, Muslim Americans are "middle class and mostly mainstream." Compared with their co-religionists in other Western societies, they are relatively well integrated into mainstream society. Unlike Western Europe's Muslim populations, Muslims in the U.S. are generally as well-educated and financially well-off as the general population. Most (72%) say their communities are good or excellent places to live, and most believe in the American dream -- 71% say that in the U.S., most people who want to get ahead can make it if they are willing to work hard.

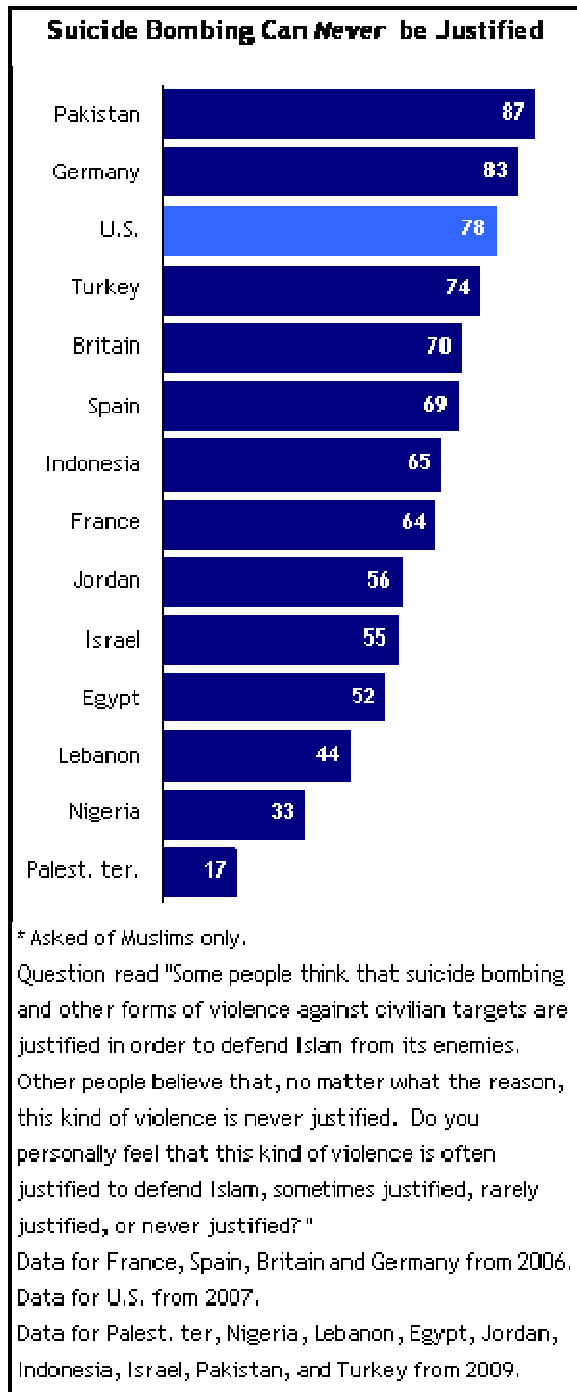
When asked whether they think of themselves first as an American or as a Muslim, 47% of Muslims in the U.S. think of themselves first in terms of their religion, while 28% identify themselves first as Americans and 18% volunteer that they identify as both. At 46%, French Muslims are about equally as likely as those in the U.S. to think of themselves first as Muslim. However, Muslim Americans are less likely to identify primarily with their religion than are Muslims living in Britain, Germany, and Spain.

Primary identification with religious affiliation is not unique to Muslims. Religious identity is almost equally as high among American Christians, 42% of whom say they think of themselves first as Christian. About half (48%) of Christians in the U.S. identify first as Americans, while 7% volunteer that they identify both with their nationality and their religion.¹

Roughly six-in-ten Muslim Americans (62%) say that the quality of life for Muslim women in the U.S. is better than the quality of life for women in most Muslim countries, while 7% say it is worse, and 23% believe it is about the same. French Muslims are equally likely to think that life is better for Muslim women in their country, while in Britain, Germany and Spain, Muslims are somewhat less likely to hold this view.

Many Muslim Americans share the concerns of the broader population about Islamic extremism. Roughly three-quarters (76%) are very or somewhat concerned about the rise of Islamic extremism around the world, compared with 81% of the U.S. general population.² About six-in-ten Muslim Americans (61%) are also worried about the potential rise of Islamic extremism in the U.S., although this is lower than the level of concern among the general public (78%).³

Few Endorse Extremism



Very few Muslim Americans hold a positive opinion of al Qaeda -- only 5% give the terrorist organization a favorable rating, while 68% express an unfavorable view, including 58% who describe their view as very unfavorable. About one-quarter (27%) decline to offer an opinion.

Support for suicide terrorism among Muslim Americans is similarly rare: 78% believe that suicide bombing and other forms of violence against civilian targets to defend Islam from its enemies can never be justified, and another 5% say these types of attacks are rarely justified.

Fewer than one-in-ten American Muslims say that suicide bombing is sometimes (7%) or often (1%) justified.

Over the course of the decade, the Pew Global Attitudes Project has asked this same question of Muslim populations around the world, and results show that Muslims in the U.S. are among the most likely to reject suicide bombing. Among the populations surveyed recently, opposition to suicide bombing is highest in Pakistan (87% say it is never justified) -- a nation currently plagued by suicide bombings and violence by extremist groups. As recently as 2004, only 35% of Pakistani Muslims held this view. As Pew Global Attitudes surveys have documented, the growing rejection of extremism in Pakistan is part of a broader pattern in the Muslim world.

Most European Muslims surveyed agree that suicide attacks can never be justified. This view is especially prevalent in Germany, where 83% of the country's largely Turkish Muslim community say that suicide attacks are not justifiable. Most Muslims in Turkey, Indonesia, Jordan, Israel and Egypt agree, while fewer than half take this position in Lebanon and Nigeria. Palestinians are the clear outlier on this issue -- only 17% think violence against civilian targets can never be justified.

But Small Pockets of Support and Doubts About Sept. 11

Of course, although American Muslims largely reject extremist ideologies, results from the 2007 survey do reveal small pockets of support for extremism. And the survey found that younger Muslims in the U.S. are slightly more accepting of Islamic extremism than are older Muslims. Those under age 30 are more than twice as likely as those age 30 and older to believe that suicide bombings in the defense of Islam can often or sometimes be justified (15% vs. 6%). This pattern is consistent with findings from Europe -- Muslims under age 30 in Britain, France, Germany and Spain are slightly more likely than those in older age groups to endorse suicide attacks.

The survey also finds that native-born African-American Muslims are less likely than other U.S. Muslims to condemn al Qaeda completely. Only 9% express a favorable view of the organization, but at the same time, just 36% give it a very unfavorable rating.

And fewer than half of Muslim Americans -- just four-in-10 -- accept the fact that groups of Arabs carried out the Sept. 11 attacks. Roughly a third (32%) express no opinion as to who was behind the attacks, while 28% flatly disbelieve that Arabs conducted the attacks. Fewer highly religious Muslim Americans believe that groups of Arabs carried out the attacks than do less religious Muslims. The survey also finds that those who say suicide bombings in defense of Islam can often or sometimes be justified are more disbelieving than others that Arabs carried out the Sept. 11 attacks.

At Year's End, Nation Remains Divided

Splits on Obama, Afghanistan and Health Care

December 16, 2009

**Persistent Divisions over Obama,
Continuing Gloom about Economy**

	<u>Oct</u>	<u>Nov</u>	<u>Dec</u>
<i>Obama job rating...</i>	%	%	%
Approve	52	51	49
Disapprove	36	36	40
Don't know	<u>12</u>	<u>13</u>	<u>11</u>
	100	100	100
<i>Great deal/fair amount of confidence in Obama to do right thing on...</i>			
Fixing the economy	59	--	52
Situation in Afghanistan	50	--	50
Global climate change	--	--	48
Health care reform	50	--	44
Reducing budget deficit	--	--	41
<i>Rating of national economy...</i>			
Excellent/Good	9	8	8
Only fair/Poor	91	91	91
Don't know	<u>1</u>	<u>1</u>	<u>1</u>
	100	100	100
<i>Health care proposals in Congress...</i>			
Generally favor	34	38	35
Generally oppose	47	47	48
Don't know	<u>19</u>	<u>15</u>	<u>17</u>
	100	100	100

Figures may not add to 100% because of rounding.

Public opinion about President Barack Obama and his major policies continues to be divided as the year comes to a close. His overall approval rating is 49%, which is largely unchanged from November (51%). However, the percentage expressing at least a fair amount of confidence in Obama to do the right thing when it comes to fixing the economy has slipped from 59% in October to 52% currently. Smaller percentages express confidence in Obama on health care reform (44%) and reducing the budget deficit (41%).

Opinions about Afghanistan also are mixed: 50% express confidence in Obama to do the right thing regarding the situation in Afghanistan, which is unchanged from October. About the same percentage (51%) supports his decision to send more U.S. troops to Afghanistan. While an increasing percentage of Americans say the U.S. military effort in Afghanistan is going well, just 36% say Obama has a clear plan to bring the situation there to a successful conclusion.

The latest national survey by the Pew Research Center for the People & the Press, conducted Dec. 9-13 among 1,504 adults reached on landlines and cell phones, finds that while views about Obama are mixed, opinions about the national economy are not. Just 8% say economic conditions are excellent or good, while 91% say they are only fair or poor. Views of the national economy have changed little over the past six months.

A plurality (39%) says that Obama's economic policies have not had an effect so far; as in October, somewhat more say his policies have made things better (30%) than worse (24%). But when asked which party is more responsible for current economic conditions, far more people continue to say the Republican Party (39%) rather than the Democratic Party (27%) is responsible.

Health Care Reform: Reasons For and Against	
<i>Most important reason for opposing health care bills*...</i>	Among opposers*
	%
Too much gov't involvement in health care	33
Health care reform is too expensive	17
Your own health care may suffer	13
It could mean cuts in Medicare	11
Plan might cover illegal immigrants	10
Gov't money might pay for abortions	8
Other/None/Don't know	8
	100
<i>Most important reason for supporting health care bills**...</i>	Among supporters**
	%
Expanding health coverage to uninsured	37
Assuring no one denied coverage because of pre-existing conditions	24
Current system costs too much	14
Insurance companies doing a bad job	7
Creating a gov't-provided "public option"	6
It will improve your own health coverage	5
Other/None/Don't know	6
	100
Q28 & Q30. Figures may not add to 100% because of rounding.	
* Generally oppose health care proposals (N=773).	
** Generally favor health care proposals (N=505).	

Opinions about the health care proposals in Congress have shown little movement over the past few months. As has been the case in most Pew Research Center surveys since July, there is currently more opposition than support for the proposals. Nearly half (48%) say they generally oppose the proposals in Congress to overhaul the health care system while 35% generally favor them. However, when asked for their reactions if the health care bills were enacted, nearly as many say they would be very happy or pleased (41%) as say they would be disappointed or angry (45%).

Opponents and supporters of health care reform point to familiar reasons for their positions. A third of opponents (33%) cite too much government involvement in health care as the most important reason for opposing the legislation. Other factors -- such as health care reform being too expensive (17%) or that people's own health care might suffer (13%) -- are cited as most important by fewer of the bills' opponents.

Among supporters of the health care bills, 37% cite expanding health coverage to the uninsured as the most important reason for their views. Nearly a quarter (24%) says the most important

reason for their support is assuring that no one is denied coverage because of pre-existing conditions, while smaller percentages cite other factors, including 6% who point to a government-provided "public option."

Obama Approval: Strong Base Support But Independents Are Divided		
	<u>App- rove</u> %	<u>Dis- approve</u> %
Total	49	40
Men	47	43
Women	51	37
White, non-Hispanic	39	48
Black, non-Hispanic	88	6
18-29	54	33
30-49	52	38
50-64	48	43
65+	42	47
Republican	19	73
Conserv Rep	12	82
Mod/Lib Rep	35	53
Independent	42	44
Democrat	83	11
Conserv/Mod Dem	82	11
Liberal Dem	85	10

Q1. Figures read across.

The survey finds that as Obama nears the end of his first year in office, he gets high approval ratings from many of the same groups that strongly supported his election last year -- African Americans and Democrats.

Fully 88% of non-Hispanic African Americans approve of Obama's job performance, compared with 39% of non-Hispanic whites. Obama continues to draw broad support from his Democratic base: comparable percentages of liberal Democrats (85%) and conservative and moderate Democrats (82%) approve of the way he is handling his job. By contrast, Republicans overwhelmingly disapprove (19% approve vs. 73% disapprove); among conservative Republicans just 12% approve of Obama's job performance while 82% disapprove. (For more detailed breakdowns of Obama's ratings, see [demographic tables at people-press.org](http://people-press.org)).

Obama's overall ratings -- as well as his ratings among most subgroups in the population -- have changed only modestly in recent months. While independents overall are divided in their views of Obama's job performance (42% approve vs. 44% disapprove), there is a sharp divide among those who lean Democratic and those who lean Republican: 69% of Democratic-leaning independents approve of Obama's performance compared with only 17% of Republican-leaning independents.

Americans Oppose Closing Gitmo, Moving Prisoners to U.S.

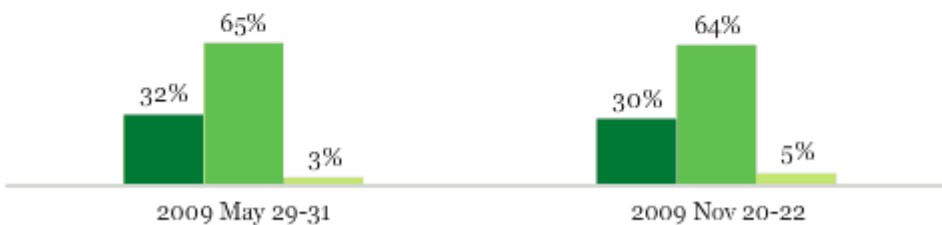
Support is 8% among Republicans, 28% among independents, and 50% among Democrats

December 16, 2009

Americans remain opposed to closing the Guantanamo Bay prison in Cuba and moving some of the terrorist suspects being held there to U.S. prisons: 30% favor such actions, while 64% do not. These attitudes could present a significant roadblock for President Obama at a time when he seeks congressional approval to move terrorist suspects from Guantanamo to a converted state prison in northwestern Illinois.

As you may know, since 2001, the United States has held people from other countries who are suspected of being terrorists in a prison at Guantanamo Bay in Cuba. Do you think the United States should -- or should not -- close this prison and move some of the prisoners to U.S. prisons?

■ % Yes, should ■ % No, should not ■ % No opinion



GALLUP®

President Obama signed an executive order after his inauguration that called for the closing of Guantanamo, and he recently reiterated his commitment to doing this in his West Point speech on Afghanistan. The plans announced this week represent the first concrete effort to follow through on his promise, but occur in the context of continuing opposition from the American public. About two-thirds of Americans in the Nov. 20-22 poll oppose such a move, virtually the same as measured last May.

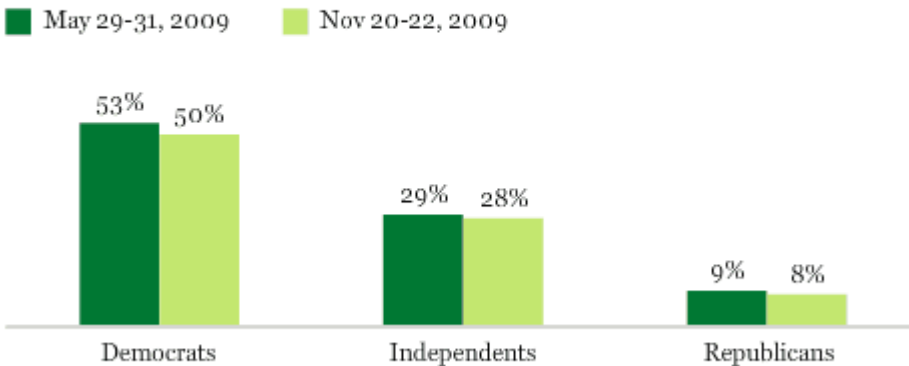
"An additional political challenge for Obama is the fact that he lacks strong support among rank-and-file Democrats as well. Half of Democrats agree that the Guantanamo Bay prison should be closed and some prisoners moved to the U.S., while 45% disagree."

Republicans on Capitol Hill this week have been highly vocal in their negative responses to the proposed move. Republican Sen. Mitch McConnell of Kentucky, for example, was quoted as saying, "The administration has failed to explain how transferring terrorists to Gitmo North will make Americans safer than keeping terrorists off of our shores in the secure facility in Cuba."

McConnell and the other GOP lawmakers who have spoken out against the move are clearly representing the sentiments of rank-and-file Republicans across the country, only 8% of whom favor closing the prison and moving prisoners to the U.S.

Views on Closing Guantanamo Prison and Moving Some Prisoners to the United States, by Party ID

% Should close prison, move some prisoners to U.S.



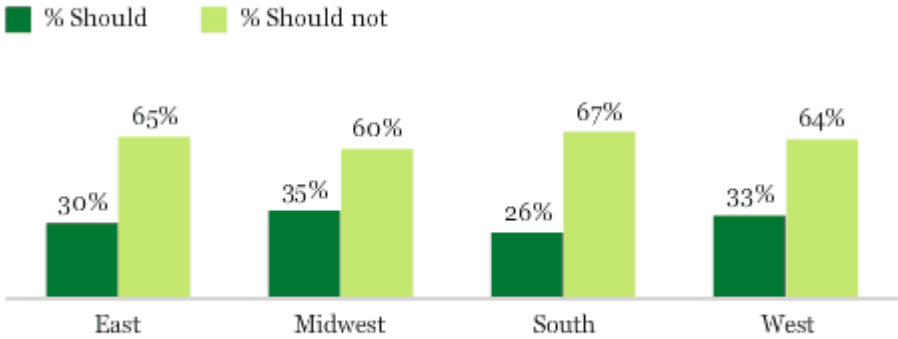
GALLUP®

An additional political challenge for Obama is the fact that he lacks strong support among rank-and-file Democrats as well. Half of Democrats agree that the Guantanamo Bay prison should be closed and some prisoners moved to the U.S., while 45% disagree. Twenty-eight percent of independents favor the prison closure. These partisan breaks are similar to what Gallup found in May.

The prison the Obama administration has proposed taking over and converting to a home for Guantanamo terrorist suspects is in northwestern Illinois, across the Mississippi River from Iowa. Local leaders in that area have applauded the decision, which would reportedly bring hundreds of millions in new revenue to the region, along with many new jobs.

The area potentially affected by the moves is a small part of the larger Midwestern region of the country, where there is slightly higher acceptance of the decision on Guantanamo prisoners than occurs elsewhere in the country. Support is slightly lower in the South. These differences are not substantial.

Views on Closing Guantanamo Prison and Moving Some Prisoners to the United States, by Region



USA Today/Gallup, Nov. 20-22, 2009

GALLUP®

Implications

President Obama's announcement this week that he plans to move terrorist suspects to Illinois from the U.S. prison at Guantanamo Bay represents a follow-through on his stated intention to ultimately close the Guantanamo prison.

The implementation of his plan will require congressional approval, since current law prohibits bringing Guantanamo prisoners into U.S. territory unless they are being put on trial. Congressional lawmakers voting on the plan to bring terrorist suspects now housed at Guantanamo to the U.S. will generally be doing so in the context of significant opposition from their constituents, thus potentially reducing the chances that the president will be able to get quick House and Senate approval for his proposal.

Survey Methods

Results are based on telephone interviews with 1,017 national adults, aged 18 and older, conducted Nov. 20-22, 2009. For results based on the total sample of national adults, one can say with 95% confidence that the maximum margin of sampling error is ± 4 percentage points.

Interviews are conducted with respondents on land-line telephones (for respondents with a land-line telephone) and cellular phones (for respondents who are cell-phone only).

In addition to sampling error, question wording and practical difficulties in conducting surveys can introduce error or bias into the findings of public opinion polls.

Majority of Americans Still Not Backing Healthcare Bill

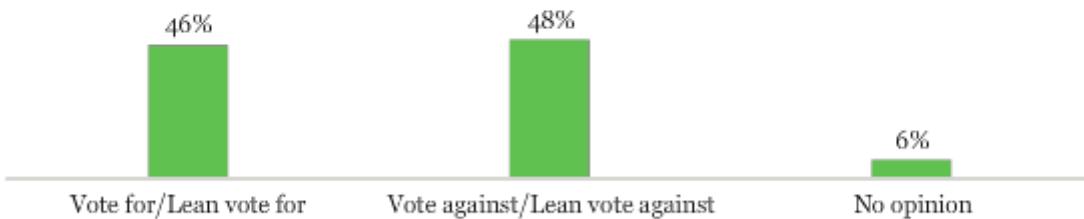
Forty-six percent would advise their member to vote for it, or lean in that direction

December 16, 2009

As the U.S. Senate continues working to craft a filibuster-proof healthcare reform bill, a new *USA Today*/Gallup poll finds public support for such efforts still below the majority level. Forty-six percent of Americans say they would advise their member of Congress to vote for healthcare legislation (or lean toward doing so), while 48% would advise a no vote (or lean in that direction).

Would you advise your member of Congress to vote for or against a healthcare bill this year, or do you not have an opinion?

(Asked of those with no opinion on healthcare bill) As of today, would you say you lean more toward advising your member of Congress to vote for a healthcare bill, or lean more toward advising your member of Congress to vote against a healthcare bill?

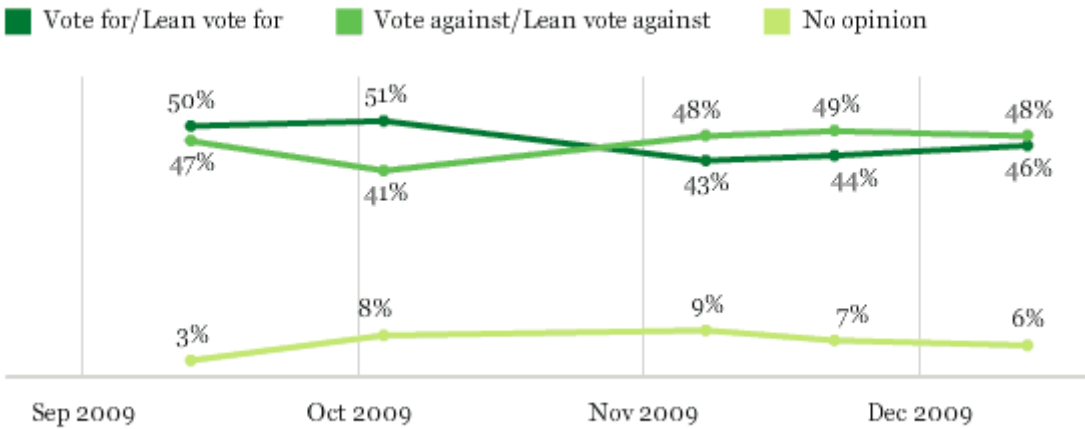


USA Today/Gallup, Dec. 11-13, 2009

GALLUP®

Support had been at or above 50% in September and early October, but slumped to 43% by early November. It has recovered somewhat since then but remains below the earlier levels.

Combined Support for/Opposition to Healthcare Legislation This Year

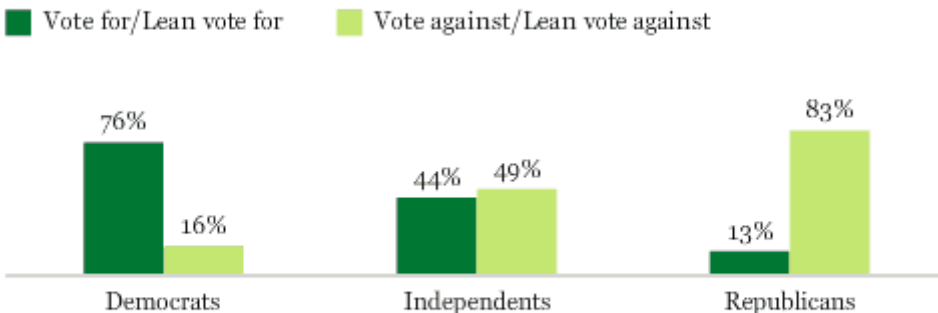


GALLUP®

The fate of the comprehensive healthcare reform bill lies in the hands of the Senate Democratic majority (plus the two independents who vote with the party). Last week's compromise that sought to expand Medicare in exchange for dropping the "public option" insurance plan may need to be reworked to get the Senate to the 60 votes required to overcome a likely filibuster attempt. President Obama sought to rally the Democratic senators behind a bill at a White House meeting on Tuesday.

The views of Republicans and Democrats generally follow those of their respective parties' political leaders. Democratic identifiers overwhelmingly favor passing a healthcare bill, with 76% saying they would advise their member to vote for a bill (or lean in this direction) and 16% preferring a "no" vote. Meanwhile, Republicans oppose the healthcare legislation efforts by 83% to 13%. Political independents are more inclined to oppose (49%) than to favor (44%) a new healthcare bill.

Combined Support for/Opposition to Healthcare Legislation This Year, by Political Party

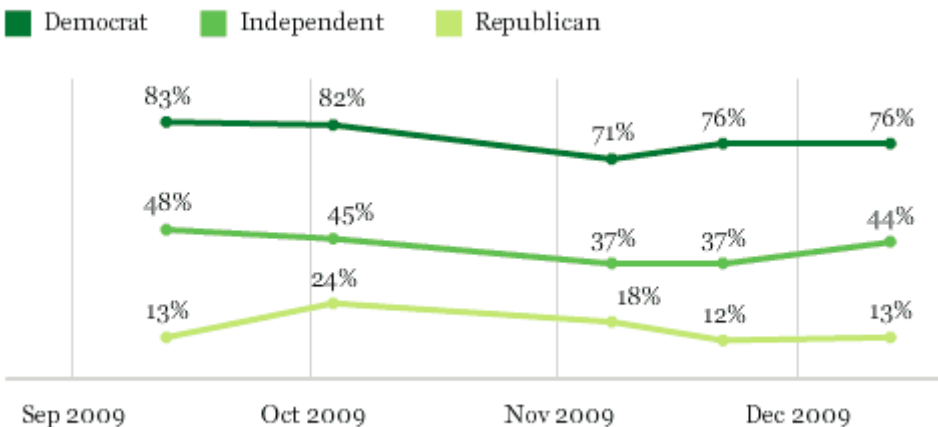


USA Today/Gallup, Dec. 11-13, 2009

GALLUP®

Though Democratic support is high, it is down slightly from the early fall, when more than 80% of Democrats would have advised their member of Congress to vote for healthcare legislation. Independent support dipped in November but appears to be coming back to its prior levels, while Republican support remains low.

Combined Support for Healthcare Legislation This Year, by Political Party



GALLUP®

Bottom Line

As the year draws to a close, the debate over healthcare legislation is far from over. While Senate Majority Leader Harry Reid has expressed a desire to pass a bill before the end of the year, the Senate Democratic caucus still has some negotiating to do to bring a bill up for a vote that can withstand a filibuster attempt. Even if a bill passes, the House of Representatives and Senate must reconcile their two versions, which could reopen some of the more contentious debates concerning a public-option insurance plan and coverage for abortions.

The poll finds that 21% of Americans remain undecided on the bill (they currently lean in one direction or the other, or have no leaning at all), so it is possible the public will still climb on board. But as the debate has unfolded in recent months, the legislation has struggled to get even bare majority support.

Survey Methods

Results are based on telephone interviews with 1,025 national adults, aged 18 and older, conducted Dec. 11-13, 2009. For results based on the total sample of national adults, one can say with 95% confidence that the maximum margin of sampling error is ± 4 percentage points.

Interviews are conducted with respondents on land-line telephones (for respondents with a land-line telephone) and cellular phones (for respondents who are cell-phone only).

In addition to sampling error, question wording and practical difficulties in conducting surveys can introduce error or bias into the findings of public opinion polls.

14. Would you advise your member of Congress to vote for or against a healthcare bill this year, or do you not have an opinion?

	% Vote for	% Vote against	% No opinion
2009 Dec 11-13	36	43	21
2009 Nov 20-22	35	42	22
2009 Nov 5-8	29	38	33
2009 Oct 1-4	40	36	25
2009 Sep 11-13	38	40	22
2009 Aug 31-Sep 2	37	39	24
2009 Aug 6-9	35	36	29

Aug. polls wording: Would you advise your member of Congress to vote for or against a healthcare reform bill when they return to Washington in September, or do you not have an opinion?

GALLUP®

14a. (Asked of those with no opinion on healthcare bill) As of today, would you say you lean more toward advising your member of Congress to vote for a healthcare bill, or lean more toward advising your member of Congress to vote against a healthcare bill?

Combined results of Q.14/14a (based on national adults)

	% Vote for/ Lean vote for	% Vote against/ Lean vote against	% No opinion
2009 Dec 11-13	46	48	6
2009 Nov 20-22	44	49	7
2009 Nov 5-8	43	48	9
2009 Oct 1-4	51	41	8
2009 Sep 11-13	50	47	3

GALLUP®

Americans Favor U.S. Signature on Copenhagen Treaty

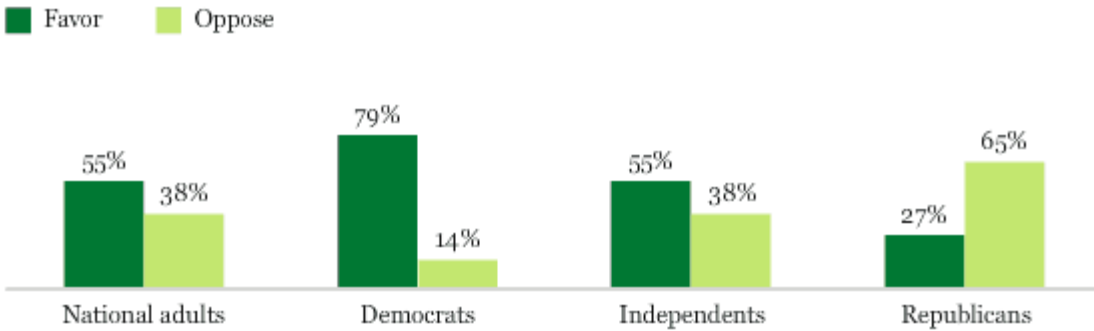
However, most say U.S. economy should be the higher priority at this time

December 15, 2009

Just over half of Americans, 55%, favor the United States' signing a binding treaty in Copenhagen that would commit the U.S. to significantly reducing greenhouse gas emissions, while 38% oppose it. Democratic endorsement of a treaty (79% are in favor) is somewhat higher than Republican resistance (65% are opposed), while independents' views are identical to the national average.

U.S. Public Support for Signing Copenhagen Climate Change Treaty

As you may know, representatives from around the world are gathering for a United Nations conference on global climate change in Copenhagen. Do you favor or oppose the U.S. signing a binding global treaty at the Copenhagen meeting that would require the U.S. to significantly reduce greenhouse gas emissions?



USA Today/Gallup, Dec. 11-13, 2009

GALLUP®

The new findings come from a *USA Today*/Gallup poll conducted Dec. 11-13.

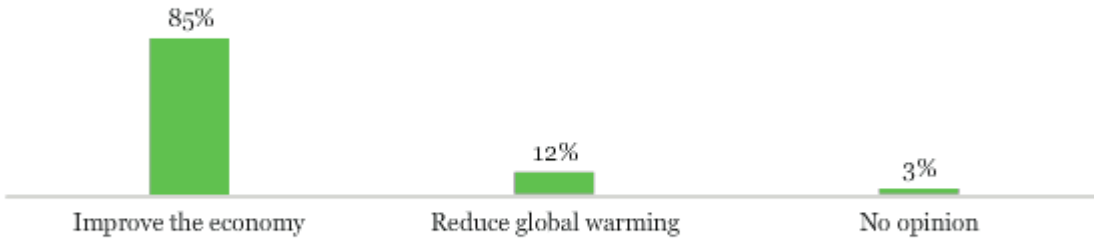
"Fewer than 4 in 10 Americans (36%) believe that laws designed to reduce global warming will help the economy, while 42% believe those laws will hurt the economy."

Despite this general support for the U.S.' putting pen to paper in Copenhagen, President Obama faces challenges in agreeing to some of the financial and environmental demands being placed on the U.S. at the conference, given U.S. public concerns about the potential economic impact of climate-change policy.

First and foremost, Americans clearly prefer taking major steps to improve the economy over taking major steps to reduce global warming at this time. Eighty-five percent of national adults choose improving the economy in this trade-off, including 93% of Republicans, 85% of independents, and 78% of Democrats.

Preferred Priority: Improving the U.S. Economy vs. Reducing Global Warming

Which do you think should be a higher priority for the Obama administration right now -- [taking major steps to improve the U.S. economy (or) taking major steps to reduce global warming]?



USA Today/Gallup, Dec. 11-13, 2009
Based on 498 national adults in Form A half sample.

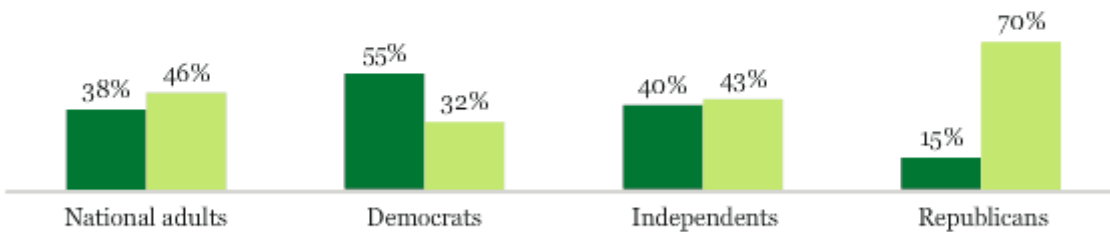
GALLUP®

Americans also show more concern for the economy than for the environment in a question designed to test the alarmist arguments on both sides of the issue, but by a much smaller margin than is seen with the priority question. By 46% to 38%, more Americans say the greater risk in developing climate-change policy is the negative economic impact of taking actions to reduce global warming, rather than the negative environmental consequences of not taking those actions, with another 16% unsure.

Relative Risk Assessment -- Global Warming vs. the Economy

Which worries you more -- [that the U.S. will not take the actions necessary to prevent the catastrophic effects of global warming because of fears those actions would harm the economy (or) that the U.S. will take actions to protect against global warming and those actions will cripple the U.S. economy]?

- Not take actions to prevent catastrophic effects of global warming
- Will take actions that will cripple the U.S. economy



USA Today/Gallup, Dec. 11-13, 2009
Based on 527 national adults in Form B half sample.

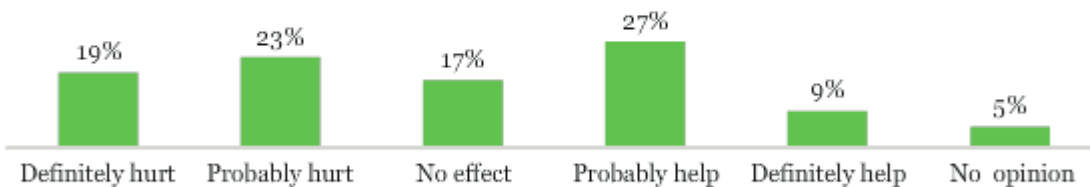
GALLUP®

Another question reveals that Obama could have a hard time selling the idea that laws requiring the United States to cap greenhouse gas emissions will ultimately be good for American workers.

Specifically, fewer than 4 in 10 Americans (36%) believe that laws designed to reduce global warming will help the economy, while 42% believe those laws will hurt the economy. However, with an additional 17% saying the laws will have no effect on the economy, the majority view is that the economic impact will be no worse than neutral.

Perceived Impact of Global Warming Legislation on the Economy

Do you believe that new environmental and energy laws designed to reduce global warming will -- [definitely hurt the economy, probably hurt the economy, have no effect either way on the economy, probably help the economy, (or) definitely help the economy]?



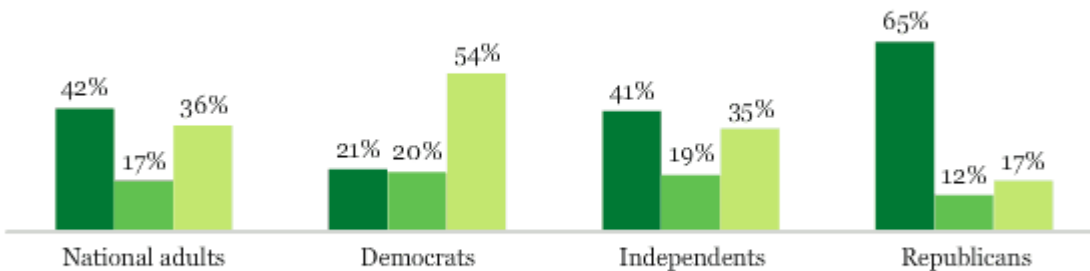
USA Today/Gallup, Dec. 11-13, 2009

GALLUP®

On this question, Republicans are more uniform in their criticism of global warming policies (65% say the new laws would hurt the economy) than Democrats are in those policies' defense (54% say such laws will help).

Perceived Economic Impact of Global Warming Laws -- Summary Views, by Party ID

■ Total hurt the economy ■ No effect ■ Total help the economy



USA Today/Gallup, Dec. 11-13, 2009

GALLUP®

Bottom Line

President Obama has a fine line to walk in Copenhagen -- living up to his long-standing commitment to be a global leader in reducing greenhouse gas emissions while staying mindful of

the pitchforks that could be raised at home if he is perceived to be spending too much time on the issue, or selling the U.S. economy down the nearby Gulf Stream.

Americans' general reaction to U.S. participation in a global warming treaty is positive, but their greater relative concern for the economy may help to explain why Obama has yet to agree to the bigger U.S. emissions cuts and funding that much of the world is looking to him for.

Survey Methods

Results are based on telephone interviews with 1,025 national adults, aged 18 and older, conducted Dec. 11-13, 2009. For results based on the total sample of national adults, one can say with 95% confidence that the maximum margin of sampling error is ± 4 percentage points.

For results based on the 498 national adults in the Form A half-sample and 527 national adults in the Form B half-sample, the maximum margins of sampling error are ± 5 percentage points.

Interviews are conducted with respondents on land-line telephones (for respondents with a land-line telephone) and cellular phones (for respondents who are cell-phone only).

In addition to sampling error, question wording and practical difficulties in conducting surveys can introduce error or bias into the findings of public opinion polls.

Approval of U.S. Congress Essentially Flat, at 25%

Approval steady from November; majorities for -- as well as against -- healthcare bill disapprove

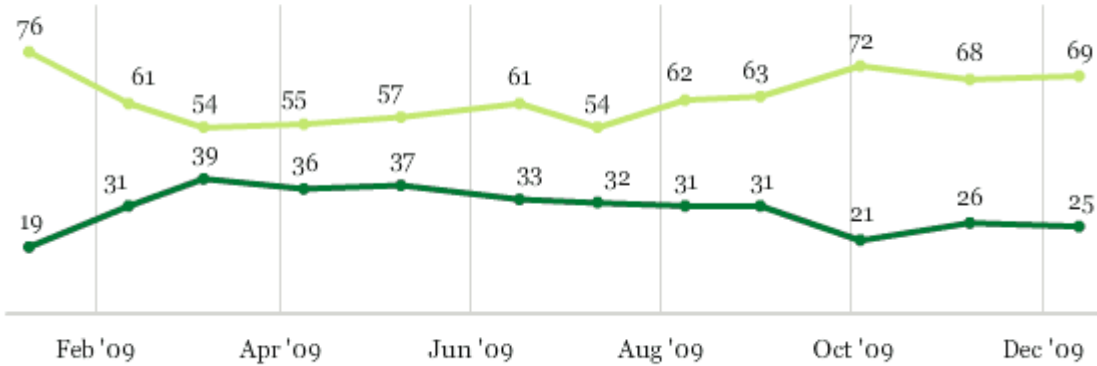
December 17, 2009

With the U.S. Congress battling until the brink of Christmas to try to pass a healthcare reform bill, Americans are growing neither more positive nor more negative about their elected representatives in Washington. More than two-thirds of Americans (69%) continue to disapprove of the job Congress is doing, while 25% approve -- essentially unchanged from last month.

Do you approve or disapprove of the way Congress is handling its job?

2009 trend

■ % Approve ■ % Disapprove



GALLUP

"Majorities of those who favor and of those who oppose a healthcare bill disapprove of the way Congress is handling its job -- at 53% and 86%, respectively."

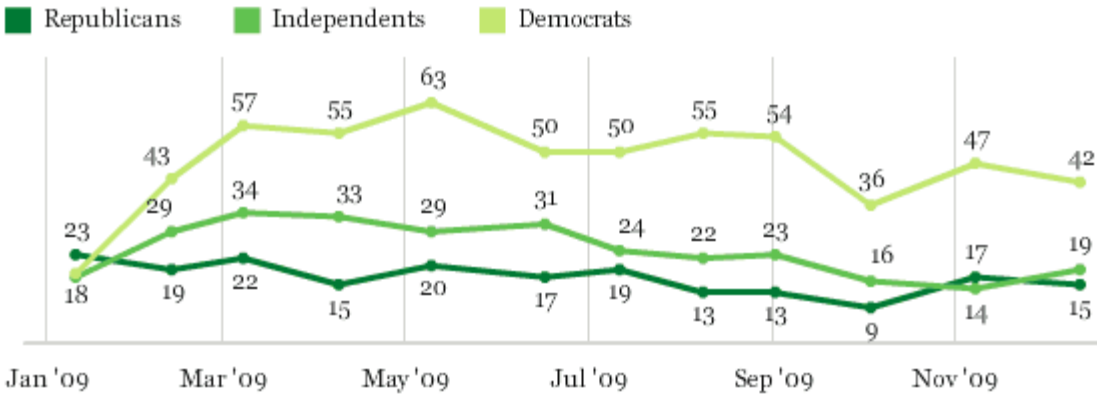
The results are from a *USA Today*/Gallup poll conducted Dec. 11-13, 2009, as congressional leaders continued to work toward a compromise that would put a healthcare reform bill on President Barack Obama's desk -- either by the end of the year or by the president's State of the Union address in January.

The lack of change from last month among Americans overall masks slight shifts by party. Approval among Democrats edged downward five percentage points, from 47% to 42% -- while approval among independents edged upward by the same amount, from 14% to 19%. Republicans' approval is statistically steady this month, at 15%.

Do you approve or disapprove of the way Congress is handling its job?

2009 trend, by party ID

% Approve




GALLUP

The extent to which Congress is failing to win fans for its healthcare efforts is underscored by looking at how Americans' approval of Congress relates to their views on healthcare reform. Majorities of those who favor and of those who oppose a healthcare bill disapprove of the way Congress is handling its job -- at 53% and 86%, respectively.

Approval of Congress, by How Americans Would Advise Their Member of Congress to Vote on Healthcare Bill

% Approve % Disapprove



GALLUP

Both Obama and members of Congress have often acknowledged that passing comprehensive healthcare reform would be difficult and potentially unpopular. Congress has taken most of its approval hit from July to October, during the most contentious parts of the debate, but ratings appear to have hit a plateau over the past several months of more nuanced negotiations. The results -- or lack thereof -- of many months of time and energy spent on healthcare will be clearer by the time Gallup updates congressional approval again in January. With the vote for Congress

in 2010 already looking extremely tight, congressional Democrats in particular should be resolving in the new year to find ways to move approval higher.

Survey Methods

Results are based on telephone interviews with 1,025 national adults, aged 18 and older, conducted Dec. 11-13, 2009. For results based on the total sample of national adults, one can say with 95% confidence that the maximum margin of sampling error is ± 4 percentage points.

Interviews are conducted with respondents on land-line telephones (for respondents with a land-line telephone) and cellular phones (for respondents who are cell-phone only).

In addition to sampling error, question wording and practical difficulties in conducting surveys can introduce error or bias into the findings of public opinion polls.

Americans Split on Same-Sex Marriage

December 18, 2009

People in the United States are almost evenly divided on whether same-sex marriage should be allowed in their country, according to a poll by Angus Reid Public Opinion. 43 per cent of respondents favour allowing gays and lesbians to marry legally, while 46 per cent are opposed.

In 2004, marriage certificates were issued to same-sex couples by local governments in the states of California, Oregon, New Mexico and New York. In May 2004, the state of Massachusetts allowed gay and lesbian partners to apply for marriage licenses. Same-sex marriage is also legal in Connecticut, Iowa and Vermont, and will become legal next year in New Hampshire.

In May 2008, California's Supreme Court overturned a ban on same-sex marriage in a 4-3 decision, effectively allowing full marriage rights to homosexual partners. In November 2008, 52.5 per cent of voters in California endorsed Proposition 8, which seeks to amend the state Constitution to define marriage as only between a man and a woman.

Civil union and domestic partnership laws in California, the District of Columbia, Nevada, New Jersey, Oregon and Washington, grant same-sex couples nearly all state-level rights and obligations of marriage—in areas such as inheritance, income tax, insurance and hospital visitation. Other forms of domestic partnership exist in Colorado, Hawaii, Maine, Maryland and Wisconsin. There are more than 1,000 federal-level rights of marriage that cannot be granted by states.

Same-sex marriage is currently legal in the Netherlands, Belgium, Spain, Canada, South Africa, Norway and Sweden. At least 20 countries offer some form of legal recognition to same-sex unions.

Earlier this month, Portugal's government presented a proposal that seeks to legalize same-sex marriage in the European country. Pedro Corte-Real, head of the Portuguese delegation of the International Lesbian, Gay, Bisexual, Trans and Intersex Association (ILGA) expressed satisfaction, adding, "We have been fighting for this for years."

Polling Data

Do you favour or oppose allowing gays and lesbians to marry legally?

Favour	43%
Oppose	46%
Not sure	10%

Source: Angus Reid Public Opinion

Methodology: Online interviews with 1,001 American adults, conducted on Dec. 8 and Dec. 9, 2009. Margin of error is 3.1 per cent.

Fewer in U.S. Believe in Man-Made Climate Change

December 16, 2009

The proportion of Americans who believe global warming is a fact and is mostly caused by emissions from vehicles and industrial facilities has dropped considerably this year, according to a poll by Angus Reid Public Opinion. 44 per cent of respondents side with this argument, down seven points since July.

Conversely, 22 per cent of Americans believe global warming is happening but is mostly caused by natural changes, and 23 per cent think global warming is a theory that has not yet been proven.

The term global warming refers to an increase of the Earth's average temperature. Some theories say that climate change might be the result of human-generated carbon dioxide and other greenhouse gases. In 2007, the United Nations Intergovernmental Panel on Climate Change (IPCC) released a report which states that global warming has been "very likely"—or 90 per cent certain—caused by humans burning fossil fuels.

In 1998, several countries agreed to the Kyoto Protocol, a proposed amendment to the United Nations Framework Convention on Climate Change (UNFCCC). The agreement commits nations to reduce their emissions of carbon dioxide and other greenhouse gases. The U.S. has not ratified the treaty, which is due to expire in 2012.

In October 2007, former U.S. vice-president Al Gore and the IPCC were awarded the Nobel Peace Prize "for their efforts to build up and disseminate greater knowledge about man-made climate change, and to lay the foundations for the measures that are needed to counteract such change."

The Copenhagen Climate Change Summit is scheduled to end on Dec. 18. Countries attending the summit are supposed to draft a new agreement to replace the Kyoto Protocol. U.S. president Barack Obama has said he will attend the summit.

On Dec. 14, Gore discussed the findings of new scientific work conducted at the U.S. Naval Postgraduate School, declaring, "Some of the models suggest that there is a 75 per cent chance that the entire north polar ice cap during some of the summer months will be completely ice-free within the next five to seven years."

Polling Data

Which of the following statements comes closest to your view of global warming (or climate change)?

	Dec. 2009	Nov. 2009	Jul. 2009
Global warming is a fact and is mostly caused by emissions from vehicles and industrial facilities	44%	49%	51%
Global warming is a fact and is mostly caused by natural changes	22%	20%	17%
Global warming is a theory that has not yet been proven	23%	19%	20%
Not sure	11%	11%	12%

Source: Angus Reid Public Opinion

Methodology: Online interviews with 1,001 American adults, conducted on Dec. 8 and Dec. 9, 2009. Margin of error is 3.1 per cent.

Harper Down, Rivals Improve in Canada

December 19, 2009

Public support for Stephen Harper fell slightly in Canada this month, according to a poll by Angus Reid Public Opinion. 32 per cent of respondents approve of the prime minister's performance, down two points since November.

Only 15 per cent of respondents approve of the way of Liberal leader Michael Ignatieff is doing his job, up three points in a month. The approval rating for New Democratic Party (NDP) leader Jack Layton is 29 per cent, up five points since November.

Canadians renewed the House of Commons in October 2008. The Conservative party—led by Harper—received 37.6 per cent of the vote, and secured 143 seats in the 308-member lower house. Harper assembled a minority administration. The Tories also earned a minority mandate after the 2006 election, ending more than 12 years of government by the Liberal party. In December, Ignatieff took over as Liberal leader, replacing Stéphane Dion.

Layton became the NDP's leader in January 2003. He was elected to the House of Commons in June 2004, winning the Toronto-Danforth constituency.

On Sept. 1, Ignatieff declared that the Liberals will no longer support the Conservative minority administration in the House of Commons.

The next election to the House of Commons is tentatively scheduled for Oct. 15, 2012. Sitting prime ministers can dissolve Parliament and call an early ballot at their discretion. In order to trigger an election, all three opposition parties in the House of Commons—Liberals, NDP and Bloc—would have to defeat the government in a no-confidence motion.

Last month, Canadian intelligence officer and diplomat Richard Colvin testified to a parliamentary committee about a series of memos he wrote between May 2006 and October 2007 warning that Afghan detainees captured by Canadians and turned over to Afghan authorities were being tortured in Afghani prisons. Colvin testified that those memos were ignored until

newspaper reports brought the matter into the public eye. Canadian government ministers have dismissed Colvin's claims as "not credible" and "entirely suspect."

On Dec. 10, Ignatieff criticized the government's actions, saying, "For over a year, the Conservatives had credible reports of torture from Canadian diplomats and soldiers in the field—and they did nothing."

Polling Data

Do you approve or disapprove of the performance of Prime Minister and Conservative Party leader Stephen Harper?

	Dec. 2009	Nov. 2009	Oct. 2009
Approve	32%	34%	34%
Disapprove	49%	44%	45%
Not sure	18%	22%	21%

Do you approve or disapprove of the performance of Liberal and Official Opposition leader Michael Ignatieff?

	Dec. 2009	Nov. 2009	Oct. 2009
Approve	15%	12%	15%
Disapprove	53%	56%	53%
Not sure	31%	32%	32%

Do you approve or disapprove of the performance of New Democratic Party (NDP) leader Jack Layton?

	Dec. 2009	Nov. 2009	Oct. 2009
Approve	29%	24%	26%
Disapprove	36%	40%	39%
Not sure	35%	36%	35%

Source: Angus Reid Public Opinion

Methodology: Online interviews with 1,000 Canadian adults, conducted on Dec. 9 and Dec. 10, 2009. Margin of error is 3.1 per cent.

Climate Change a Threat for Most Canadians

December 17, 2009

Two-in-five adults in Canada believe global warming will significantly impact their life and the life of future generations, according to a poll by Angus Reid Public Opinion. 40 per cent of respondents feel this way about the effect of climate change.

In addition, 36 per cent of respondents expect global warming to exclusively impact the lives of future generations.

The term global warming refers to an increase of the Earth's average temperature. Some theories say that climate change might be the result of human-generated carbon dioxide and other greenhouse gases. In 2007, the United Nations Intergovernmental Panel on Climate Change (IPCC) released a report which states that global warming has been "very likely"—or 90 per cent certain—caused by humans burning fossil fuels.

In 1998, several countries agreed to the Kyoto Protocol, a proposed amendment to the United Nations Framework Convention on Climate Change (UNFCCC). The agreement commits nations to reduce their emissions of carbon dioxide and other greenhouse gases.

The Copenhagen Climate Change Summit is scheduled to take place from Dec. 7 to Dec. 18. Countries attending the summit are supposed to draft a new agreement to replace the Kyoto Protocol. Canadian prime minister Stephen Harper has said he will attend the summit.

Yesterday, Canadian environment minister Jim Prentice discussed the current state of affairs in Copenhagen, saying, "Canada's position is that we will reduce our emissions by 20 per cent by 2020. That position by Canada is not the issue that is a barrier at this point in time. (...) We're here to negotiate. We want to see a deal, but we have to have a process that we can move forward with and time is passing by."

Polling Data

Which of these statements comes closest to your own point of view on the effect of global warming (or climate change)?

Global warming will significantly impact my life and the life of future generations	40%
Global warming will not significantly impact my life, but the life of future generations.	36%
Global warming will exclusively impact the life of future generations	9%
Global warming will have no impact in my life or the life of future generations	7%
Not sure	7%

Source: Angus Reid Public Opinion

Methodology: Online interviews with 1,001 American adults, conducted on Dec. 9 and Dec. 10, 2009. Margin of error is 3.1 per cent.

MULTI-COUNTRY POLLS

Global Restrictions on Religion

December 16, 2009

For more than half a century, the United Nations and numerous international organizations have affirmed the principle of religious freedom. For just as many decades, journalists and human rights groups have reported on persecution of minority faiths, outbreaks of sectarian violence and other pressures on religious individuals and communities in many countries. But until now, there has been no quantitative study that reviews an extensive number of sources to measure how governments and private actors infringe on religious beliefs and practices around the world.

"Global Restrictions on Religion," a new study by the Pew Research Center's Forum on Religion & Public Life, finds that 64 nations -- about one-third of the countries in the world -- have high or very high restrictions on religion. But because some of the most restrictive countries are very populous, nearly 70% of the world's 6.8 billion people live in countries with heavy restrictions on religion, the brunt of which often falls on religious minorities.

Some restrictions result from government actions, policies and laws. Others result from hostile acts by private individuals, organizations and social groups. The highest overall levels of restrictions are found in countries such as Saudi Arabia, Pakistan and Iran, where both the government and society at large impose numerous limits on religious beliefs and practices. But government policies and social hostilities do not always move in tandem. Vietnam and China, for instance, have high government restrictions on religion but are in the moderate or low range when it comes to social hostilities. Nigeria and Bangladesh follow the opposite pattern: high in social hostilities but moderate in terms of government actions.

Among all regions, the Middle East-North Africa region has the most government and social restrictions on religion, while the Americas are the least-restrictive region on both measures. Among the world's 25 most populous countries, Iran, Egypt, Indonesia, Pakistan and India stand out as having the most restrictions when both measures are taken into account, while Brazil, Japan, the United States, Italy, South Africa and the United Kingdom have the least.

This study examines the incidence of many specific types of government and social restrictions on religion around the world. In 75 countries (38%), for example, national or local governments limit efforts by religious groups or individuals to persuade others to join their faith. In 178 countries (90%), religious groups must register with the government for various purposes, and in 117 (59%) the registration requirements resulted in major problems for, or outright discrimination against, certain faiths.

Public tensions between religious groups were reported in the vast majority (87%) of countries in the period studied (mid-2006 through mid-2008). In 126 countries (64%), these hostilities involved physical violence. In 49 countries (25%), private individuals or groups used force or the threat of force to compel adherence to religious norms. Religion-related terrorism caused casualties in 17 countries, nearly one-in-ten (9%) worldwide.

These are some of the key findings of "Global Restrictions on Religion." The study covers 198 countries and self-administering territories, representing more than 99.5% of the world's population. In preparing this study, the Pew Forum devised a battery of measures, phrased as questions, to gauge the levels of government and social restrictions on religion in each country. To answer these questions, Pew Forum researchers combed through 16 widely cited, publicly available sources of information, including reports by the U.S. State Department, the U.S. Commission on International Religious Freedom, the U.N. Special Rapporteur on Freedom of Religion or Belief, the Council of the European Union, the United Kingdom's Foreign & Commonwealth Office, Human Rights Watch, the International Crisis Group, the Hudson Institute and Amnesty International. (The complete list of sources is available in the [Methodology](#).)

The researchers involved in this process recorded only factual reports about government actions, policies and laws, as well as specific incidents of religious violence or intolerance over the main two-year period covered by this study, from mid-2006 to mid-2008; they did not rely on the commentaries or opinions of the sources. (For a more detailed explanation of the coding and data verification procedures, see the [Methodology](#). For the wording of the questions, see the [Summary of Results](#).) The goal was to devise quantifiable, objective measures that could be combined into two comprehensive indexes, the Government Restrictions Index and the Social Hostilities Index. Using the current, two-year average as a baseline, future editions of the indexes will be able to chart changes and trends over time.

"Global Restrictions on Religion" is part of a larger effort -- the Global Religious Futures Project, jointly funded by The Pew Charitable Trusts and the John Templeton Foundation -- that aims to increase knowledge and understanding of religion around the world.

Poll: Developed and Emerging Nations Should Cut Emissions

Residents in key countries say current reduction efforts fall short

December 17, 2009

Negotiations over industrialized and developing countries' commitments to emissions reductions remain deadlocked as the Copenhagen climate summit enters its final 48 hours. Gallup surveys in 2009 find respondents in six key global economies are more likely to say developed economies such as the U.S., Germany, and Japan and fast-emerging economies such as China, India, and Brazil should reduce emissions at the same time than say one group should reduce emissions first.

Some people believe that gases from motor vehicles and factories contribute to global warming. Some countries with developed economies like the United States, Germany, and Japan have been emitting these gases for many years; however, emissions are growing quickly in countries with fast-growing economies like China, India, and Brazil. Which group of countries should reduce emissions first?

Asked of those who are aware of climate change

	Brazil	China	Japan	Russia	United States	Germany
Countries like the United States, Germany, and Japan	22%	26%	21%	13%	10%	16%
Countries like China, India, and Brazil	7%	13%	10%	6%	13%	15%
Or, both at the same time	55%	44%	66%	60%	75%	68%
None/Don't know/Refused	16%	17%	3%	22%	2%	1%

2009

GALLUP®

Under the Kyoto protocol, many industrialized countries committed to reducing emissions, as these countries have historically been the largest contributors. Developing countries, where emissions are expected to increase the most over the next two decades, were largely exempt from such commitments. Although not a signatory to the Kyoto agreement, the United States has maintained that the next international climate agreement must include serious commitments from fast-growing economies such as China.

In Brazil, China, Japan, Russia, and the United States, the most common response among residents who know at least something about climate change is that developed and developing countries should reduce emissions at the same time. Three-quarters (75%) of Americans say both sets of countries should reduce emissions simultaneously -- the highest percentage among residents of the six countries holding this view. Less than a majority of Chinese respondents (44%) say both should reduce emissions, but they are still more likely to say this than choose the other options.

Among the remaining respondents who say one group of countries should cut emissions first, those in Brazil, China, Japan, and Russia are more likely to say developed economies should reduce emissions first. By contrast, residents in the U.S. and Germany are equally divided between those saying developed economies should act first and those saying fast-growing economies should act first.

Satisfaction With Current Efforts to Reduce Emissions

Overall, residents who are aware of climate change in all six countries tend to believe that their respective government's efforts to reduce emissions are insufficient. At least 6 in 10 in Brazil (60%), Japan (64%), and Russia (68%) who are aware of climate change say their governments aren't doing enough. Roughly half of respondents in China (48%), Germany (48%), and the United States (52%) share this view.

Do you think the government of your country is doing enough to reduce emissions of gases released by motor vehicles and factories, or not?

Asked of those who are aware of climate change

	Brazil	China	Japan	Russia	United States	Germany
Yes, doing enough	30%	33%	33%	9%	44%	49%
No, not doing enough	60%	48%	64%	68%	52%	48%
Not applicable (this is not a concern in my country)	2%	0%	1%	1%	1%	0%
Don't know/Refused	9%	18%	2%	22%	3%	3%

2009

GALLUP®

Americans and Germans are generally more divided about their governments' efforts than are those in the other countries, with nearly half crediting their own country with doing enough. Interestingly, Russians are the least likely to say their government is doing enough to reduce emissions, with fewer than 1 in 10 expressing this.

Bottom Line

Much of the difficulty in forging international agreements on climate change involves bridging the developing world's demand that they be held to less stringent emissions standards with the larger goal of starting to reduce overall greenhouse gas emissions worldwide. Gallup data find many residents in key developing as well as industrialized countries think their own countries can do more to reduce emissions, and they think developed and developing countries should work simultaneously toward that goal.

Survey Methods

Results are based on face-to-face and telephone interviews with a sub-sample of adults who say they know something or a great deal about climate change or global warming, aged 15 and older,

conducted in 2009 in Brazil, China, Germany, Japan, Russia, and the United States. For results based on the total sample of national adults, one can say with 95% confidence that the maximum margin of sampling error ranged from a low of ± 2.8 percentage points in China to a high of ± 5.5 percentage points in the United States. The margin of error reflects the influence of data weighting. In addition to sampling error, question wording and practical difficulties in conducting surveys can introduce error or bias into the findings of public opinion polls.

Climate change professionals expect Europe to demonstrate leadership at UN summit

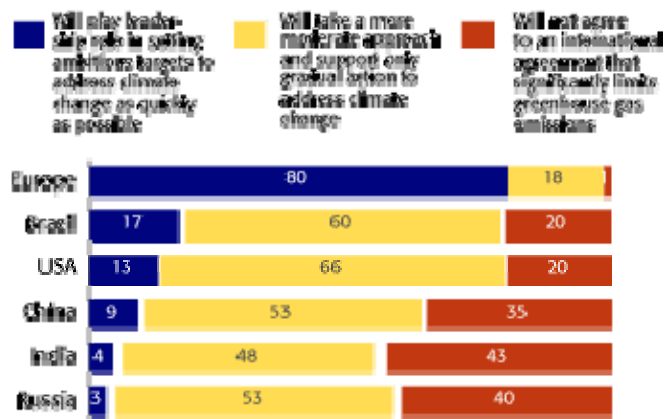
Climate science endorsed as a basis for action

December 16 2009

A global survey has found that professionals involved in making decisions that have implications for climate change are calling for Europe to take a leadership stance in negotiations in Copenhagen, where leaders from around the world are meeting for a major UN climate conference (COP15).

When asked what role they expect six different countries or groups of countries will play at the Copenhagen climate talks, 80 percent say they most expect Europe to play a leadership role in setting ambitious targets to address climate change as quickly as possible. China, Brazil, India, Russia, and the US are expected to play a more moderate role at the conference, with about half or more of respondents indicating that they expect these countries to support only gradual action to address climate change. Few climate change professionals expect these countries to lead, and between two and four out of ten predict that they will not agree to an agreement that limits emissions.

Roles of Countries or Groups of Countries in the COP15 Meeting on Climate Change



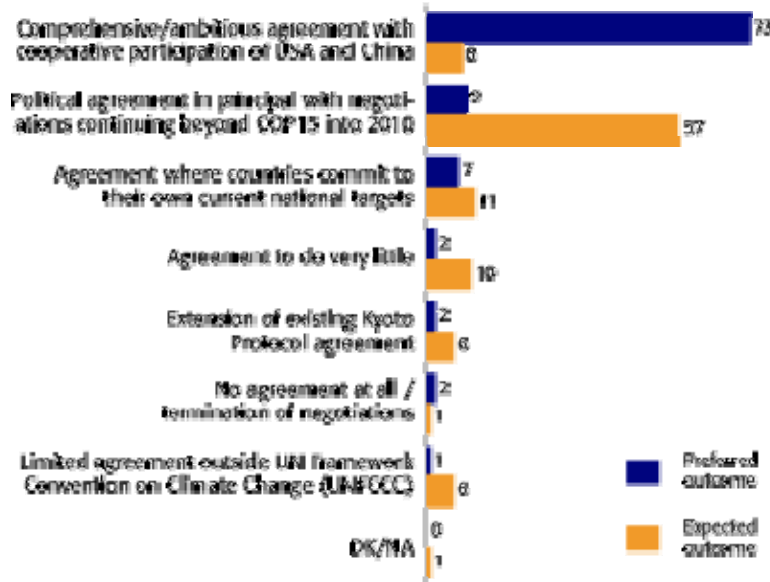
The white space in this chart represents 'DK/NA.'

These and other findings from a worldwide survey of almost 800 professionals involved in decisions that have an impact on climate change were released today by GlobeScan. Experts surveyed work in all public, private, and voluntary sectors in more than 100 countries.

The Agreement: When asked which one of seven possible outcomes of the Copenhagen meeting they would prefer, the vast majority of climate change professionals (73%) surveyed call for a comprehensive and ambitious global agreement with cooperation from the USA and China. However, when given the same seven possible outcomes of the United Nations meeting, only 8 percent predict that such a deal will be reached. Instead, most respondents (57%) expect that the

meeting will produce a political agreement in principle, with negotiations continuing beyond the conference and into 2010.

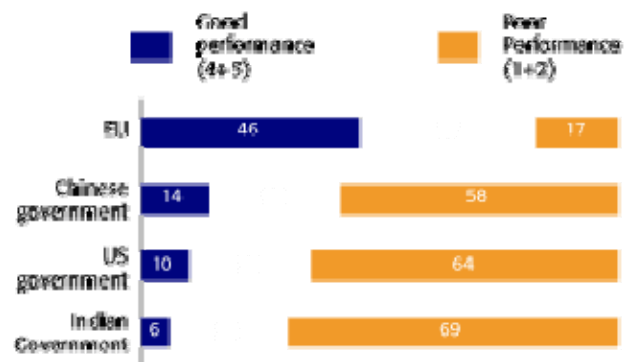
Preferred and Expected Outcomes for the COP15 Meeting on Climate Change



Obstacles: Experts doubt that negotiators will agree on how much major developing countries such as China and India will limit the growth of their emissions in the short- and long-term (67% believe agreement on this item is unlikely). Agreement on the management of the money committed to helping developing countries is also predicted by experts to be unlikely. Only 16 percent indicate that they expect an agreement on this.

Performance: Forty-six percent of experts rate the EU's performance on addressing climate change over the past year positively. Far fewer rate the Chinese, American, or Indian government's performance positively. Still, experts surveyed are more than twice as likely to say that the Chinese government has performed well than they are to say that the Indian government has over the last year (14% vs 6%). The US government ranks below the Chinese government, with only 10 percent agreeing that it has performed well over the past year.

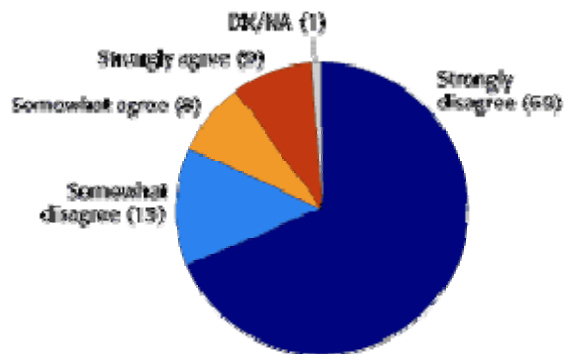
Government Performance on Addressing Climate Change over the Past Year



The white space in this chart represents ratings of "3" and "DK/NA."

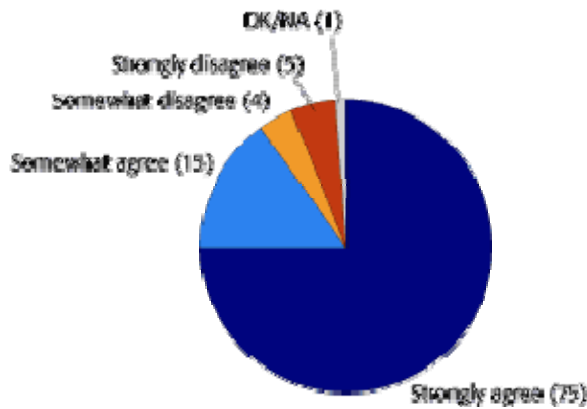
Science: Additionally, the survey results show that 82 percent of experts polled disagree that the science behind human-caused climate change is not strong enough to justify major action to combat climate change. Agreement that investing in climate mitigation strategies now will be less expensive than adapting to the effects of climate change in the future is even stronger, with 90 percent agreeing.

The Science of Human-Caused Climate Change Is Not Solid Enough to Justify Major Climate Change Action

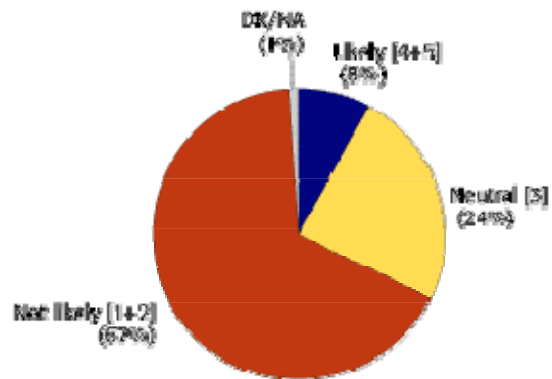


Additional Findings

Mitigating Climate Change Now Will Be Less Costly than Adaptation in the Future

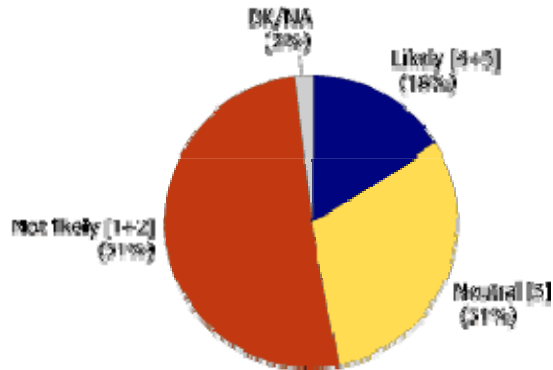


Likelihood That COP15 Will Produce an Agreement on How Much the Major Developing Countries Will Limit Emissions Growth



Notes: Respondents answered on a scale from 1 to 5, where 1 was "Not at all likely" and 5 was "Very likely." The labels were assigned to responses of 2, 3, and 4.

Likelihood That COP15 Will Produce an Agreement on How Money Committed to Helping Developing Countries will be Managed



Note: Respondents answered on a scale from 1 to 5, where 1 was "Not at all likely" and 5 was "Very likely." No totals were assigned to responses of 2, 3, and 4.

About this survey: Conducted during November 2009, just prior to the Copenhagen talks, this is the third wave of research that GlobeScan has conducted since 2007 with this panel of professionals. The 770 experts surveyed in November 2009 are based in NGOs, research organizations, multiple private sector enterprises, and governments in 104 countries. Respondents were drawn from the combined networks of numerous supporting organizations over the past three years, including the COMplus Alliance of Sustainable Development Communicators, the International Development Research Centre (IDRC), the World Bank, the United Nations Environment Programme (UNEP), the International Union for Conservation of Nature (IUCN), The Centre, the World Business Council for Sustainable Development (WBCSD), ICLEI Local Governments for Sustainable Development, the World Energy Council (WEC), and the Pew Center on Global Climate Change.

CODIFIED SUMMARY OF REPORT 98

S.No	Month	Nature of Poll	Country	Subject	Pollster
1793	DC09	NP	131	2.1.2	203
1794	DC09	NP	128	7.6	187
1795	DC09	NP	155	3.3.1	2
1796	DC09	GP	166	3.3.6	10
1797	DC09	NP	176	1.32	228
1798	DC09	NP	167	2.1.1	224
1799	DC09	NP	31	2.1.5	15
1800	DC09	NP	32	5.1	91
1801	DC09	NP	31	8.26	15
1802	DC09	NP	1	3.3.7	2
1803	DC09	NP	1	1.9	4
1804	DC09	NP	1	2.1.1	4
1805	DC09	NP	1	1.28	2
1806	DC09	NP	1	3.3.4	2
1807	DC09	NP	1	3.3.6	2
1808	DC09	NP	1	7.17	2
1809	DC09	NP	1	6.1.5	15
1810	DC09	NP	1	3.3.8	15
1811	DC09	NP	2	2.1.3	15
1812	DC09	NP	2	3.3.1	15
1813	DC09	GP	1	3.3.6	2
1814	DC09	—	53	3.3.6	2
1815	DC09	—	3	3.3.6	2
1816	DC09	—	167	3.3.6	2
1817	DC09	—	166	3.3.6	2
1818	DC09	—	32	3.3.6	2
1819	DC09	GP		3.3.9	9