

Gilani's Gallopedia©

Gallopedia

From Gilani Research Foundation

July 2010, issue # 127*

Compiled on a weekly basis since January 2007

Gilani's Gallopedia is a weekly Digest of Opinions in a globalized world - one window on global opinion polling compiled by Gilani Research Foundation

Who are we?

Gilani's Gallopedia is a weekly digest of opinions in a globalized world. It provides a one window access to Global Opinion Polls on a weekly basis. It is produced by a team of researchers led by Dr. Ijaz Shafi Gilani, and is a not for profit public service. It is co-edited by Mohammad Zubair and Rushna Shahid.

Gilani's Gallopedia is in a way the 'wikipedia' for global polling. We plan to make it an interactive platform where you are both *reader* and *contributor*. ❖

Contact Details:

Rushna Shahid
 Research Executive
 Gilani Research Foundation
 Email: rushna.shahid@gilanifoundation.com



INSIDE THIS ISSUE

THIS WEEK'S REPORT CONSISTS OF **31** SURVEYS. **1** OF THESE ARE MULTI-COUNTRY SURVEYS WHILE THE REST ARE NATIONAL SURVEYS. **14** POLLING ORGANIZATIONS HAVE BEEN REPRESENTED

Pg 2 **Asia** zone this week-
 1 national poll &
 1 Multi National poll


Pg **Africa** zone this week –
nil

Pg 2 **Euro Americas** zone
 this week- **25** national polls
 & **2** Multi national polls

Pg 7 **Cyber world**
3 polls

Pg 8 Topic of the week-
**Banning Full Islamic Veil
 in Western Europe**

Countries represented in blue
 Polling organizations represented in pink
 For reference to source of each poll clicks
 to detail are provided in the text





Asia zone

► MIDDLE EAST & NORTH AFRICA; WEST ASIA; SOUTH ASIA;
NORTH ASIA; EAST ASIA



► SOUTH ASIA

Two-Thirds of Indian Consumers Want Government to Enact Corporate Responsibility Laws (Click for Details)

Most **Indian** consumers want to see new laws enacted to force companies to act responsibly—even if this means higher prices and fewer jobs, according to a new poll of consumers across 29 countries. The poll reveals that nearly two-thirds of those surveyed in India— **63%** —said they wanted government to pass new laws to force companies to go beyond their traditional economic role and work to improve society, compared to just **31 %** who disagreed. **GlobeScan**

July 5, 2010

Economy » Consumer Confidence/Protection

► NORTHEAST ASIA

Ruling DPJ Still Strong before Japanese Ballot (Click for Details)

The ruling Democratic Party of Japan (DPJ) holds a commanding lead over the opposition Liberal Democratic Party (LDP) just days before an upper house election takes place in **Japan**, according to a poll by **Mainichi**. **40 %** of respondents would support the DPJ in the proportional representation block of the House of Councillors election.

July 09, 2010

Domestic Politics » Political Parties



Euro Americas zone

► EAST EUROPE; WEST EUROPE; NORTH AMERICA;
LATIN AMERICA & AUSTRALASIA



► EAST EUROPE



EUROPE

Russians Reject Apology to Ukraine over Famine (Click for Details)

Most people in [Russia](#) think the government should not apologize to the Ukrainian people over the famine of the 1930s, according to a poll by the [Yury Levada Analytical Center](#). **52 %** of respondent share this view, while **23 %** think Russia should apologize to the Ukrainians like it did with the Poles for the Katyn massacre.

July 06, 2010

[Domestic Politics](#) » [National History Society](#) » [Environment/ Disasters](#)

▶ **WEST EUROPE*****Half of Britons Want More Nuclear Plants*** (Click for Details)

Many people in [Britain](#) are in favour of building more nuclear power plants in the country, according to a poll by [Angus Reid Public Opinion](#). **51 %** of respondents agree with this course of action, while **31 %** are opposed.

July 10, 201

[Economy](#) » [Energy/Nuclear Issues](#)

Steady Approval Rating for Cameron in Britain (Click for Details)

Public support for the [British](#) prime minister has not dwindled after his first month in office, according to a poll by [Angus Reid Public Opinion](#). **54 %** of respondents approve of David Cameron's performance.

July 04, 2010

[Domestic Politics](#) » [Performance Ratings](#)

Few Dutch Expect New Government Soon (Click for Details)

A third of people in the [Netherlands](#) think that, following a recent election that resulted in no definitive winner, a new government will not be formed until the end of the summer, according to a poll by [Maurice de Hond](#). **32 %** of respondents say the new administration will take office in September.

July 10, 2010

[Domestic Politics](#) » [Elections](#)

SDP Closing in on Merkel's Conservatives in Germany (Click for Details)

The popularity of [Germany's](#) Social Democratic Party (SPD) is increasing, according to a poll by [Infratest-Dimap](#) released by ARD. **30 %** of respondents would vote for the opposition SPD in the next election to the Federal Diet, up two points since mid-May.

July 08, 2010

[Domestic Politics](#) » [Political Parties](#)

**AMERICAS**▶ **NORTH AMERICA*****Republicans Less Positive Toward Supreme Court*** (Click for Details)

In [America](#) Republican's opinions of the Supreme Court have become less favorable during the Obama administration. As a result, more Democrats than Republicans now express a positive opinion of the Supreme Court -- the first time this has occurred since the Clinton administration. [Pew Research Center](#)

July 9, 2010

[Domestic Politics](#) » [Political Parties](#)

Americans Continue Post-Recession Emotional Recovery [\(Click for Details\)](#)

Maintaining the gains seen in May, [Americans](#) continued to rate their lives better in June than in any other month since Gallup and Healthways began tracking life evaluation. The [Gallup-Healthways](#) Life Evaluation Index was 50.8 in June, surpassing the 47.8 found in the same month one year ago, and showing significant recovery from the 39.2 in June of 2008.

July 9, 2010

[Economy](#) » [Perceptions on Performance/ Well-Being](#)

Blacks' Optimism about Their Standards of Living Tops Whites' [\(Click for Details\)](#)

In [America](#) Blacks' ratings on [Gallup's](#) Standard of Living Index continue to exceed those for whites, a pattern that has persisted since early 2009.

July 8, 2010

[Economy](#) » [Perceptions on Performance/ Well-Being](#)

Obama Job Approval Rating Down to 38% Among Independents [\(Click for Details\)](#)

38% of independents in [America](#) approve of the job Barack Obama is doing as president, the first time independent approval of Obama has dropped below **40%** in a [Gallup](#) Daily tracking weekly aggregate. Meanwhile, Obama maintains the support of **81%** of Democrats, and his job approval among Republicans remains low, at **12%**.

July 7, 2010

[Domestic Politics](#) » [Performance Ratings](#)

Americans Closely Divided Over Immigration Reform Priority [\(Click for Details\)](#)

As President Barack Obama renews his call for a comprehensive approach to addressing illegal immigration, [Americans](#) are about equally divided -- **50%** to **45%** -- over whether the government's main focus should be on halting the flow of illegal immigrants coming into the U.S., or on developing a plan to deal with those already here. [Gallup USA](#)

July 6, 2010

[Society](#) » [Immigration/Refugees](#)

Self-Reported Spending Declines in June; Still Tops a Year Ago [\(Click for Details\)](#)

[Americans](#) report spending an average of \$67 per day during June in stores, restaurants, gas stations, and online -- down \$5 from May 2010, but up \$6 from June 2009. Consumer discretionary spending thus remains at the upper end of the 2009 monthly new normal range (\$59 to \$67), but far below the 2008 spending range (\$81-\$114). [Gallup USA](#)

July 6, 2010

[Economy](#) » [Perceptions on Performance/ Well-Being](#)

Americans Oppose Federal Suit Against Ariz. Immigration Law [\(Click for Details\)](#)

Americans' initial reactions to the U.S. Justice Department lawsuit against Arizona's new illegal immigration law are more negative than positive, by a **50%** to **33%** margin. [Gallup USA](#)

July 9, 2010

[Society](#) » [Immigration/Refugees](#)

Army, Freedom and Flag Make Americans Proud ([Click for Details](#))

Adults in the [United States](#) hold favorable views on three institutions and features, according to a poll by [Angus Reid Public Opinion](#). More than **80 %** of respondents are very or moderately proud of the U.S. Army, freedom and the American flag.

July 05, 2010

[Domestic Politics](#) » [National Image/ Trust](#)

Reagan, Clinton Seen as Best Recent U.S. Presidents ([Click for Details](#))

[Americans](#) pick two politicians as their best heads of state since 1969, according to a poll by [Angus Reid Public Opinion](#). **32 %** of respondents think Ronald Reagan has been the best recent president, while **30 %** select Bill Clinton.

July 06, 2010

[Domestic Politics](#) » [Performance Ratings](#)

Americans Agree on Second Amendment's Meaning ([Click for Details](#))

Most people in the [United States](#) interpret their Constitution's Second Amendment in the same fashion, according to a poll by [Angus Reid Public Opinion](#). **81 %** of respondents believe the Second Amendment means that individuals have the right to keep and bear arms.

July 08, 2010

[Domestic Politics](#) » [National History](#)

Canadians Demand Names in CSIS Controversy ([Click for Details](#))

Many adults in [Canada](#) believe the names of the politicians who allegedly are under the influence of foreign governments should be revealed, according to a poll by [Angus Reid Public Opinion](#). **67 %** of respondents think the names should be made public.

July 09, 2010

[Domestic Politics](#) » [National Image/ Trust](#)

Canadians Would Keep Stanley Park Name ([Click for Details](#))

Many [Canadians](#) believe Vancouver's Stanley Park should retain its name, according to a poll by [Angus Reid Public Opinion](#). **61 %** of respondents agree with this notion.

July 07, 2010

[Economy](#) » [Infrastructure](#)

Trudeau Best, Mulroney Worst for Canadians ([Click for Details](#))

Pierre Trudeau remains the favorite recent former head of government for [Canadians](#), according to a poll by [Angus Reid Public Opinion](#). **38 %** of respondents think Trudeau has been Canada's best prime minister since 1968.

July 05, 2010

[Domestic Politics](#) » [Performance Ratings](#)

Half of Canadians Perceive Economy as Good (Click for Details)

Fewer people in [Canada](#)—but still a majority—express positive views on the country's financial standing, according to a poll by [Angus Reid Public Opinion](#). **51 %** of respondents rate the economic conditions in Canada today as good or very good, down seven points since May.

July 04, 2010

[Economy](#) » [Perceptions on Performance/ Well-Being](#)



► **LATIN AMERICA**

Peruvians Still Waiting for Stronger Candidates (Click for Details)

The race to become the next president of [Peru](#) still lacks a strong frontrunner, according to a poll by [Ipsos, Apoyo, Opinión y Mercado](#) published in *El Comercio*. **22 %** of respondents would vote for Keiko Sofía Fujimori—daughter of jailed former president Alberto Fujimori and candidate of Strength 2011—in next year's ballot, up four points since May.

July 09, 2010

[Domestic Politics](#) » [Elections](#)

Guatemalans Reject Same-Sex Marriage (Click for Details)

The vast majority of people in [Guatemala](#) oppose the notion of allowing homosexuals to marry, according to a poll by [Cid-Gallup](#). **85 %** of respondents disagree with same-sex marriage.

July 08, 2010

[Society](#) » [Morality, Values & Customs](#)
[Society](#) » [Family](#)

President Piñera Backed by Majority in Chile (Click for Details)

Most people in [Chile](#) support the performance of Sebastián Piñera, according to a poll by [CERC](#). **54 %** of respondents approve of the president's work so far, while **33 %** disapprove of it.

July 07, 2010

[Domestic Politics](#) » [Performance Ratings](#)

Colombians Say Santos Will Be Same as Uribe (Click for Details)

The large majority of [Colombians](#) think the administration of president-elect Juan Manuel Santos will be very similar to that of outgoing head of state Álvaro Uribe, according to a poll by [Datexco](#) released by *El Tiempo* and W Radio. **74.8 %** of respondents expect the two presidents to lead very similar governments.

July 06, 2010

[Domestic Politics](#) » [Governance](#)

Peruvians Not Content With President García (Click for Details)

A large majority of people in [Peru](#) continue to reject the leadership of Alan García, according to a poll by [Ipsos, Apoyo, Opinión y Mercado](#) published in *El Comercio*. **69 %** of respondents disapprove of the president's performance, unchanged since May.

July 05, 2010

[Domestic Politics](#) » [Performance Ratings](#)

Rousseff's Bid Grows Stronger in Brazil (Click for Details)

Dilma Rousseff's bid to become the next president of [Brazil](#) is gaining momentum, according to a poll by [Ibope](#). **40 %** of respondents would vote for Rousseff of the ruling Workers' Party (PT) in this year's election, up three points since May.

July 05, 2010

[Domestic Politics](#) » [Elections](#)



GLOBAL/MULTI-COUNTRY POLLS

Widespread Support for Banning Full Islamic Veil in Western Europe (Click for Details)

A survey by the [Pew Research Center's](#) Global Attitudes Project, conducted April 7 to May 8, finds that the French public overwhelmingly endorses this measure; **82%** approve of a ban on Muslim women wearing full veils in public, including schools, hospitals and government offices, while just **17%** disapprove.

July 8, 2010

[Society](#) » [Religion](#)

Two-Thirds of Indian Consumers Want Government to Enact Corporate Responsibility Laws reveals a new poll of consumers across 29 countries. (Click for Details)

Most Indian consumers want to see new laws enacted to force companies to act responsibly—even if this means higher prices and fewer jobs, according to a new poll of consumers across 29 countries. The poll reveals that nearly two-thirds of those surveyed in India— **63%** —said they wanted government to pass new laws to force companies to go beyond their traditional economic role and work to improve society, compared to just **31 %** who disagreed. [GlobeScan](#)

July 5, 2010

[Economy](#) » [Consumer Confidence/Protection](#)



► CYBER WORLD

More Cell Phone Owners Use an App for That (Click for Details)

Six-in-ten American adults are now wireless internet users, and mobile data applications have grown more popular over the last year. [Pew Research Center](#)

July 7, 2010

[Society](#) » [Media/ New Media](#)

Millennials' Likely Lifelong Online Sharing Habit (Click for Details)

In a survey about the future impact of the internet, a solid majority of technology experts and stakeholders said the *Millennial* generation will lead society into a new world of personal disclosure and information-sharing using new media. [Pew Research Center](#)

July 9, 2010

[Society](#) » [Media/ New Media](#)

The Future of Online Socializing (Click for Details)

The social benefits of internet use will far outweigh the negatives over the next decade, according to experts. They say this is because email, social networks, and other online tools offer "low friction" opportunities to create, enhance, and rediscover social ties that make a difference in people's lives. **Pew Research Center**
 July 2, 2010


Society » Media/ New Media §



Topic of the week:
Widespread Support for Banning Full Islamic Veil in Western Europe
Most Americans Disapprove

► This page is devoted to opinions of countries whose polling activity is generally not known very widely or where a recent topical issue requires special attention .

Commentary: Widespread Support for Banning Full Islamic Veil in Western Europe
Most Americans Disapprove

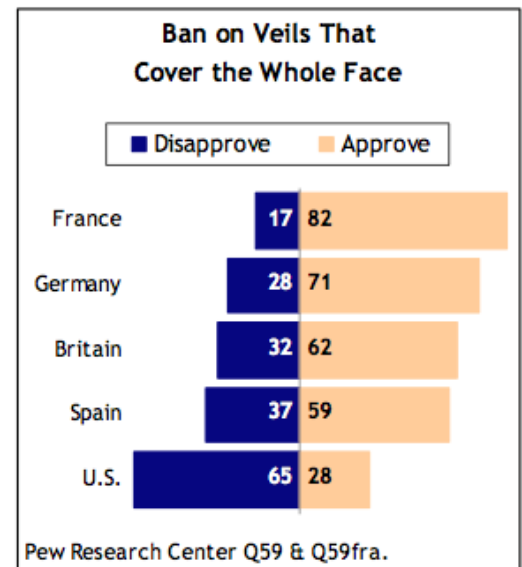


(Pew Research Center) : On July 13, members of the lower house of the French parliament are expected to vote on a bill that would make it illegal for Muslim women to wear full veils – those that cover all of the face except the eyes – in public places. A survey by the Pew Research Center's Global Attitudes Project, conducted April 7 to May 8, finds that the French public overwhelmingly endorses this measure; 82% approve of a ban on Muslim women wearing full veils in public, including schools, hospitals and government

offices, while just 17% disapprove. ¹

Majorities in Germany (71%), Britain (62%) and Spain (59%) would also support a similar ban in their own countries. In contrast, most Americans would oppose such a measure; 65% say they would disapprove of a ban on Muslim women wearing full veils in public places compared with 28% who say they would approve.

In the four Western European countries surveyed as well as in the U.S., support for a ban on Muslim women wearing a full veil is more pronounced among those who are age 55 and older, although majorities across all age groups in France, Germany and Britain favor a ban. For example, 91% of French respondents age 55 and older approve of restrictions on Muslim women covering



their face, compared with 81% of those ages 35 to 54 and 72% of those younger than 35.

In Spain, where 70% in the older group and a narrower majority (55%) of those ages 35 to 54 favor a ban on full veils, younger respondents are closely divided; 49% of those ages 18 to 34 approve of such measures and 47% disapprove. In the U.S., about one-third (35%) of those in the oldest age group say they would welcome a ban on veils that cover the whole face except the eyes, while 28% of those ages 35 to 54 and just 22% of those younger than 35 say the same.

Opinions about banning Muslim women from wearing a full veil do not vary along gender lines in any of the five countries where the question was asked. In France, Britain and the U.S., views on this

matter are also similar across education and income groups. However, in Spain and Germany, those in higher income groups are more likely than the less affluent to approve of such a ban; for example, a slim majority (51%) of low-income respondents in Spain favor a ban on full veils, compared with 62% of those in the middle-income range and 68% of those with high incomes.

	Total	Men	Women	Gap
% Yes	%	%	%	
Egypt	60	45	76	+31
Nigeria	45	35	56	+21
Kenya	73	63	83	+20
Indonesia	64	55	74	+19
Jordan	61	54	69	+15
Pakistan	79	72	86	+14

Only countries with a double-digit gender gap shown.
Pew Research Center Q80.

	Left	Center	Right
% Approve	%	%	%
Britain	55	63	69
France	75	83	87
Germany	63	72	76
Spain	57	62	59
U.S.	24	26	31

U.S. respondents were asked if they consider themselves conservative, moderate or liberal. In Europe, they were asked to place themselves on a left-right spectrum.
Pew Research Center Q59 & Q59fra.

Ideologically, those on the right in France, Britain and Germany are more likely than those on the left to approve of a ban on women wearing the full Islamic veil in public places, but majorities

	18-34	35-54	55+
% Approve	%	%	%
Britain	52	61	71
France	72	81	91
Germany	58	71	77
Spain	49	55	70
U.S.	22	28	35

Pew Research Center Q59 & Q59fra.

across the political spectrum in these countries endorse such a ban. In France, 87% of those on the right support prohibiting women from wearing full veils in public, and 75% of those on the political left agree. Spain is the only Western European country surveyed where those on both ends of the ideology scale express nearly identical views; 59% of those on the right and 57% of those on the left approve of a ban on Muslim women wearing veils that cover the whole face. Ideological differences are also insignificant in the U.S.

¹ This question was asked in Western Europe and the U.S. as part of the Spring 2010 Pew Global Attitudes Survey, which included 22 nations. For more findings from this survey, see "Obama More Popular Abroad Than at Home, Global Image of U.S. Continues to Benefit," released June 17, 2010.

SOURCE: <http://pewglobal.org/2010/07/08/widespread-support-for-banning-full-islamic-veil-in-western-europe>

Gilani's Gallopedia (2007-09)

A Quantitative Analysis

A quantitative analysis of global polls monitored during the 3 year period January 2007 – December 2009

KEY STATISTICS

- 1- Number of Surveys (*a selection on key political and social issues*): \approx 2,000 polls during the period 2007-09
- 2- Number of questions: \approx 25,000 during the period 2007-09
- 3- Subjects of Interest (*we have made a list of 125 subjects, further grouped into 9 broad categories, namely: **Governance**, **Globalization** (inclusive of global economic issues) **Global Conflicts** (conflict zones), **Global leaders** (USA and Emerging powers), **Global Environment**, **Family**, **Religion**, and other miscellaneous*)
- 4- Number of **countries** covered by one or more surveys: \approx 150 during the period 2007-09
- 5- Number **polling organizations** whose polls have been cited: \approx 100 during the period 2007-09

