

Gallopedia

From **Gilani Research Foundation**

July 2012, issue # **231***

Compiled on a weekly basis since January 2007

Gilani's Gallopedia is a weekly Digest of Opinions in a globalized world - one window on global opinion polling compiled by Gilani Research Foundation

Who are we?

Gilani's Gallopedia is a weekly digest of opinions in a globalized world. It provides a one window access to Global Opinion Polls on a weekly basis. It is produced by a team of researchers led by Dr. Ijaz Shafi Gilani, and is a not for profit public service. It is co-edited by Mohammad Zubair and Sara Salam.

Gilani's Gallopedia is in a way the '*wikipedia*' for global polling. We plan to make it an interactive platform where you are both *reader* and *contributor*. ❖

Contact Details:

Sara Salam
Assistant Manager
Gilani Research Foundation
Email: sara.salam@gilanifoundation.com



Topic of the week: (Click for details)

INSIDE THIS ISSUE

THIS WEEK'S REPORT CONSISTS OF **29**
NATIONAL & MULTI COUNTRY SURVEYS. **15**
POLLING ORGANIZATIONS HAVE BEEN
REPRESENTED.

Pg **2** **Asia zone**
this week- **04** national polls



Pg **3** **Africa zone**
this week- **01** national poll



Pg **3** **Euro Americas zone**
this week- **19** national polls
Multi-country Polls – 05 Polls



Topic of the week-
Pg **8** **Public Remains
Concerned Over
Wealth Inequalities:
Global Poll**



Countries are represented in **blue**; Polling organizations are represented in **pink**. For reference to source of each poll clicks to detail are provided in the text



Asia zone

► MIDDLE EAST & NORTH AFRICA; WEST ASIA; SOUTH ASIA; NORTH ASIA; EAST ASIA

► MIDDLE EAST & NORTH AFRICA

231-1 **Israelis & Palestinians are Less Optimistic about Implementation of Two-State Solution under Netanyahu Govt.** (Click for Details)

(Israel) A recent survey of Israeli and Palestinian public show that Israelis are split and Palestinians oppose a new Israeli unilateral plan designed to encourage settlers to move back to Israel in order to bolster the two-state solution and the Israeli government's ability to reach a peace solution with the Palestinians. Neither Israelis nor Palestinians think that the plan is likely to be implemented by the Netanyahu government. (PCPSR)

July, 02, 2012

2.3 Foreign Affairs & Security » Palestine/ Israel Conflict

2.5 Foreign Affairs & Security » Regional Conflicts/ Issues



► WEST ASIA



231-2 **Politicians Accountability is at Top of the Public Accountability Agenda** (Click for Details)

(Pakistan) According to a recent survey, Accountability of Politicians tops the citizen's accountability agenda. 38% place them as their top most institution for accountability; others on the agenda are Police: 26%; Army/ISI: 10%; Bureaucracy: 9%; Judiciary: 8%; Media: 6%. (Gallup Pakistan)

July 05, 2012

1.5 Domestic Politics » National Image/ Trust

► SOUTHEAST ASIA

231-3 **Hunger Ameliorates Slightly in Philippines** (Click for Details)

(Philippines) A recent survey in Philippines found that the proportion of families experiencing involuntary hunger at least once in the past three months at 18.4%, or an estimated 3.8 million families. This is more than 5 points below the record-high 23.8% (est. 4.8 million families) in March 2012, and below 20% for the first time since the Second Quarter of 2011. (SWS)

July 05, 2012

3.5 Economy » Poverty

► NORTHEAST ASIA

231-4 **Familymart could Double Share of Shanghai Shoppers (Multi-country study)** (Click for Details)

The Commitment Economy, a global survey of over 39,000 people in 17 markets, reveals that many consumers who currently shop elsewhere would like to shop at FamilyMart, and the convenience chain could grow its market share in



Shanghai from 4.7 percent to 7.9 percent if all those hankering after the brand were able to shop there. (TNS Global)

July 04, 2012

3.8 Economy » Enterprise/ Investments



Africa zone

► WEST AFRICA; EAST AFRICA; CENTRAL AFRICA; SOUTHERN AFRICA

► SUB-SAHARAN AFRICA

231-5 **Information Bill will limit media freedom, say South Africans** (Click for Details)

(South Africa) 44% of South Africans believe that the proposed information bill or “secrecy bill” will limit media freedom. This is according to results from Ipsos’s “Pulse of the People” poll, conducted between April and May this year.

(Ipsos South Africa)

July 05, 2012

4.6 Society » Media/ New Media



Euro Americas zone

► EAST EUROPE; WEST EUROPE; NORTH AMERICA; LATIN AMERICA & AUSTRALASIA

EUROPE

► EAST EUROPE

231-6 **Russians Save on Pleasures** (Click for Details)

(Russia) Compared to April 2012, in May 2012 “Café au Lait” Index went down by 8% to 668 points. The seasonal decline turned out to be more substantial than in previous years, which may indicate both a decrease in the economic confidence of Russians and a decrease in the rate of inflation on the food market. (Romir)

July 07, 2012

3.4 Economy » Inflation

231-7 **Cards on the Table** (Click for Details)

(Russia) More than half (53%) of Russian urban dwellers are holders of 2-3 plastic bank cards, plus nearly another third (28%) hold at least one bank card. 15% of the respondents stated that they hold four or more different bank cards. Only 4% of urban dwellers are not holders of any plastic bank cards. (Romir)

July 03, 2012

3.9 Economy » Financial systems & Institutions



231-8 **Preferred Family Model in Poland** (Click for Details)

(Poland) Almost half of Poles (48%) consider the so-called partnership model to be the best for the family. In this model, partners equally devote time to work and household duties. About a quarter (27%) supports the mixed model, in which both partners work, but the woman combines career with housework and childcare. More than one-fifth claims that the husband (male partner) should support the family, while the wife (female partner) should care for the household. This is the so called traditional model. In the last 15 years, the preferred family model has changed. (CBOS)

May 2012

4.2 Society » Family

231-9 **Financing the Catholic Church** (Click for Details)

(Poland) Most Poles (53%) think the Catholic Church in Poland is mostly financed from donations of the faithful. Almost two-thirds (63%) think that members should be responsible for church finances. Opinions about the appropriate level of state financing of the Catholic Church differ. (CBOS)

May 2012

4.1 Society » Religion

► **WEST EUROPE**

231-10 **Large Majority in Britain Endorses Equality Act Provision** (Click for Details)

(UK) Two years after its full implementation, the Equality Act is supported by a wide majority of Britons, a new Angus Reid Public Opinion poll has found. 84 per cent of respondents agree with the provision, which makes it illegal to harass, victimize or discriminate against anyone on the basis of specific "protected" characteristics, such as their race, gender, sexual orientation, age or disability. (Angus Reid)

July 02, 2012

4.3 Society » Ethnicity

4.7 Society » Morality, Values & Customs / Lifestyle

4.9 Society » Justice



231-11 **O' Dwyer Extradition** (Click for Details)

(UK) Significant numbers of the British public are opposed to extraditing British student and website host Richard O' Dwyer to the US to face criminal charges for copyright infringement, a recent poll shows. Almost half believe O' Dwyer should not have to face any criminal charges at all, while just over a quarter think O' Dwyer should face charges in Britain. (YouGov)

July 09, 2012

4.6 Society » Media/ New Media

231-12 **Support for Doctor Assisted Suicide** (Click for Details)

(UK) Over two thirds of the British public has expressed support for the laws on assisted suicide to be changed so that it would be legal for doctors to assist in ending the life of someone suffering a terminal illness, our poll shows. (YouGov)

July 05, 2012

[4.7 Society » Morality, Values & Customs / Lifestyle](#)

[4.11 Society » Health](#)

231-13 **We ask: Conspiracy theories** [\(Click for Details\)](#)

(UK) From the death of Elvis Presley to the 1969 Apollo Moon landing, the British public has revealed which common conspiracy theories they genuinely believe in. YouGov poll shows almost a quarter of Britons believe that the late Princess Diana was assassinated rather than dying in a car accident, and almost one fifth do not believe Lee Harvey Oswald was responsible for the assassination of JFK. Meanwhile, very few Britons believe 'the king of rock'n'roll' – Elvis Presley is still alive. ([YouGov](#))

July 05, 2012

[4.7 Society » Morality, Values & Customs / Lifestyle](#)

231-14 **Eurobarometer: European Attitudes towards Food Security, Food Quality and Countryside** [\(Click for Details\)](#)

EU citizens are particularly concerned that sufficient food is produced to meet the needs of the world's population. Three-quarters (76%) of all respondents expressed this view, as did a majority of respondents in most Member States. However, this is not the concern for the EU member countries itself, though there are certain variations. ([TNS & Social](#))

July 2012

[4.7 Society » Morality, Values & Customs / Lifestyle](#)

AMERICAS

► NORTH AMERICA

231-15 **Obama Now Leads Romney, 48% to 43%** [\(Click for Details\)](#)

(USA) President Barack Obama has maintained at least a slight margin over Mitt Romney in each of the last six Gallup Daily tracking averages, including a 48% to 43% lead among registered voters in the July 2 report, spanning June 25-July 1. ([Gallup USA](#))

July 2, 2012

[1.1 Domestic Politics » Elections](#)

[1.2 Domestic Politics » Performance Ratings](#)

[1.4 Domestic Politics » Political Parties](#)



231-16 **Half of U.S. Hispanics Identify as Political Independents** [\(Click for Details\)](#)

A majority of U.S. Hispanics identify as political independents (51%) rather than as Democrats (32%) or Republicans (11%). However, once their partisan leanings are taken into account, most Hispanics affiliate with the Democratic Party (52%) rather than the Republican Party (23%). Both sets of numbers shift more decisively in the Democrats' favor among the roughly half of U.S. Hispanics who are registered to vote.

([Gallup USA](#))

July 2, 2012

[1.4 Domestic Politics » Political Parties](#)

[4.3 Society » Ethnicity](#)

231-17 **Two Thirds of Americans Reject Ditching the One-Dollar Bill** [\(Click for Details\)](#)

Few Americans would like to see the \$1 dollar bill out of circulation, a new Angus Reid Public Opinion poll has found. In the online survey of a



representative national sample of 1,005 American adults, 69 per cent of respondents oppose replacing the \$1 dollar bill with a coin, while just one-in-four (25%) support this idea. ([Angus Reid](#))

July 03, 2012

[3.7 Economy » Infrastructure](#)

231-18 **Division, Uncertainty over Court's Health Care Ruling** ([Click for Details](#))

The public has long been divided in its opinions about the 2010 health care law. There is now a similar division of opinion over last week's Supreme Court decision to uphold the law – 40% say they disapprove of the decision, while 36% approve and nearly a quarter (24%) offer no opinion. ([Pew Research Center](#))

July 2, 2012

[4.11 Society » Health](#)

[4.9 Society » Justice](#)

231-19 **Adults Aged 26 to 64 Lose Employer Healthcare; Young Gain It** ([Click for Details](#))

Fewer U.S. adults aged 26 to 64 are getting health insurance from an employer in 2012, continuing a downward trend that began in 2008. The 55.9% who reported having it in the second quarter of 2012 is down from 56.7% in 2011 and is the lowest Gallup has found since 2008. At the same time, the percentage of 18- to 25-year-olds with employer-based insurance -- which also initially declined in 2008 and 2009 -- has since stabilized and appears to even up so far in 2012.

([Gallup USA](#))

July 5, 2012

[3.3 Economy » Employment Issues](#)

[4.11 Society » Health](#)



231-20 **Partisans Agree: Presidential Election Will Be Exhausting** ([Click for Details](#))

Republicans and Democrats find little to agree on these days, but they have some similar reactions to the 2012 presidential campaign. Nearly identical percentages of Republicans and Democrats say the election will be exhausting. On the positive side, there also is widespread partisan agreement that the campaign will be informative. ([Pew Research Center](#))

July 5, 2012

[1.1 Domestic Politics » Elections](#)

231-21 **Americans See More Economic Harm than Good in Health Law** ([Click for Details](#))

Americans are more likely to say the 2010 healthcare law upheld by the Supreme Court last week will hurt the national economy (46%) rather than help it (37%), while 18% say they don't know or that it will have no effect. ([Gallup USA](#))

July 5, 2012

[3.1 Economy » Perceptions on Performance/ Well-Being](#)

[4.11 Society » Health](#)

231-22 **U.S. Unadjusted Unemployment Unchanged in June** ([Click for Details](#))

([USA](#)) U.S. unemployment, as measured by Gallup without seasonal adjustment, was 8.0% in June, unchanged from May, but significantly better than the 8.7% from a year ago. Gallup's seasonally adjusted number, based on



applying an estimate of the government's June adjustment, is 7.8%, an improvement from 8.3% in May, and down considerably from 8.5% in June 2011. Both the unadjusted and the adjusted numbers are at least tied for the lowest Gallup has recorded since it began collecting employment data in 2010. ([Gallup USA](#))

July 5, 2012

[3.3 Economy » Employment Issues](#)

231-23 **Little Support for Third-Party Candidates in 2012 Election** ([Click for Details](#))

U.S. registered voters show limited support for third-party candidates this year, with the vast majority preferring Barack Obama or Mitt Romney. A June 7-10 Gallup poll asked a special presidential preference question, listing three third-party candidates in addition to Obama and Romney. Libertarian presidential nominee Gary Johnson is the choice of 3% of registered voters and Green Party candidate Jill Stein the choice of 1%. Another 2% volunteer Ron Paul's name and 1% mention someone other than the listed candidates.

([Gallup USA](#))

July 6, 2012

[1.1 Domestic Politics » Elections](#)

[1.4 Domestic Politics » Political Parties](#)

► **AUSTRALAIISA**

231-24 **L-NP again Increases Lead Over ALP, Carbon Tax with its Introduction increases Greens Vote** ([Click for Details](#))

([Australia](#)) The latest Morgan Poll shows L-NP support at 57.5% (up 1% since the face-to-face Morgan Poll of June 16/17 & 23/24, 2012) compared to the ALP's 42.5% (down 1%) on a two-party preferred basis according to the face-to-face Morgan Poll conducted over the last two weekends of June 30/ July 1 & 7/8, 2012. ([Roy Morgan](#))

July 09, 2012

[4.14 Society » Environment/ Disasters](#)



► **MULTI-COUNTRY SURVEYS**

231-25 **Public Remains Concerned Over Wealth Inequalities: Global Poll** ([Click for Details](#))

As the debate over top earners' pay continues, public dissatisfaction with income inequality remains high, according to new GlobeScan data from a 23-nation study released today, with fewer than half in most countries polled believing most rich people in their country deserve their wealth. ([GlobeScan](#))

July 05, 2012

[3.1 Economy » Perceptions on Performance/ Well-Being](#)

[4.13 Society » Social Problems](#)

231-26 **Reputation Snapshot for the Banking Industry** ([Click for Details](#))

As the UK parliament decides on the nature of an inquiry into banking practice, a new 24-country study released today by Ipsos MORI finds the banking sector as the industry global consumers feel is most in need of greater regulation.

([Ipsos Mori](#))

July 09, 2012

[3.9 Economy » Financial systems & Institutions](#)



231-27 **Women Feel Less Safe Than Men in Many Developed Countries** (Click for Details)

Crime rates typically drop as countries develop socially and economically, partly because their capacity to enforce laws improves and poverty declines. But Gallup data from surveys in 143 countries in 2011 suggest men and women often do not equally share the bolstered sense of security that these types of improvements bring. In many high-income countries -- including New Zealand, Malta, Italy, France, Australia, and the U.S. - men are considerably more likely than women to say they feel safe walking alone at night in their communities. (Gallup USA)

July 6, 2012

[4.5 Society » Gender Issues](#)231-28 **Wide Gender Divide in Employment in One-Fourth of Countries** (Click for Details)

Women are significantly less likely than men to be employed at capacity for an employer in 38 of the 144 countries where Gallup collected employment data in 2011. The gender gap is at least 15 percentage points in 13 countries, but is as wide as 22 points or more in Ecuador, Saudi Arabia, and Bolivia. (Gallup USA)

July 5, 2012

[3.3 Economy » Employment Issues](#)[4.5 Society » Gender Issues](#)231-29 **Chinese among Least Likely in Asia to See Their Job as Ideal** (Click for Details)

Chinese workers are among the least likely in Asia to say their jobs are ideal, even though China has one of the lowest unemployment rates in Asia at less than 5%. About half of Chinese workers (49%) say their job is the "ideal" one for them. This ties them with workers in Sri Lanka and Vietnam for last on a list of 22 Asian economies. (Gallup USA)

July 3, 2012

[3.3 Economy » Employment Issues](#)

Topic of the week:


Public Remains Concerned Over Wealth Inequalities: Global Poll

- This page is devoted to opinions of countries whose polling activity is generally not known very widely or where a recent topical issue requires special attention.

5 July 2012

As the debate over top earners' pay continues, public dissatisfaction with income inequality remains high, according to new GlobeScan data from a 23-nation study released today, with fewer than half in most countries polled believing most rich people in their country deserve their wealth.

GlobeScan polled more than 12,000 adults across 23 countries about their attitudes towards economic inequality as part of the annual GlobeScan Radar global public opinion study on business and its role in society. In 12 countries over 50% of people said they did not believe that the rich deserved



their wealth.

Seventeen of the countries were also asked for their attitudes towards economic inequality in a comparable 2008 study. This year's findings reveal that only 43 per cent of people across the 17 countries surveyed in both years feel that most rich people in their country deserve their wealth. Almost half of those polled in both years (48%) disagree that rich people merit their wealth—a figure that has remained stable since 2008 (49%).

The figures show that public concern with the way wealth is divided remains almost as high as it was in the year of the Lehman Brothers collapse, when corporate practices—in the banking sector particularly—started coming in for intense scrutiny. They come in a week when new French president François Hollande has unveiled a new 75% tax on incomes above €1m, and when a prominent high earner, Barclays' Bob Diamond, whose remuneration has been strongly criticized in the past, has been forced to resign.



In only six countries surveyed in 2012 did more than half feel that rich people deserve their wealth. The most likely nations in 2012 to feel that rich people in their country deserved their wealth were Australia (61% up from 53% 2008), Canada (58%, down from 61% in 2008) and the USA (up one point from 2008 at 58%). They contrast with much of GlobeScan's recent polling, where Anglo-Saxon nations were among the developed countries where trust in business more generally was lower than in the developing world.

Attitudes in Europe were mixed, with 45% of Britons feeling the rich deserve their wealth, 31% of French and 35% of Germans.

Greece emerged as the country least likely to feel that its rich people deserved their wealth (with only nine per cent agreeing), but Russia (16%, down from 17%) Turkey (20%, up from 14%) and Spain (20%, up from 18%) were also profoundly skeptical.

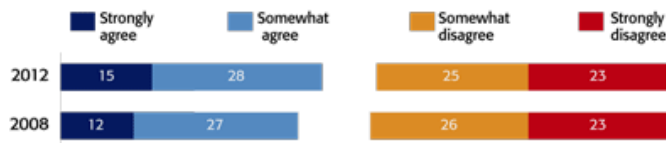
Sam Mountford, GlobeScan's Director of Global Insights, comments: "These figures show that citizens around the world remain far from convinced that the way wealth is divided in their country is fair. This underlying sense of economic inequity may well present a challenge to governments planning to cut and deregulate their way back to prosperity."

A total of 12,234 adults were surveyed across Argentina, Australia, Brazil, Canada, Chile, China, France, Germany, Ghana, Greece, India, Indonesia, Kenya, Mexico, Nigeria, Pakistan, Peru, Russia, South Korea, Spain, Turkey, the UK, and the USA between December 6 2011 and February 17 2012. Interviews were conducted by GlobeScan and its global partners face to face or by telephone. In six of the 23 countries, the sample was limited to major urban areas. The margin of error per country ranges from +/- 2.9 to 4.9 per cent, 19 times out of 20.



Most Rich People in My Country Deserve Their Wealth

"Agree" vs "Disagree," Average of 17 Countries,* 2008–2012



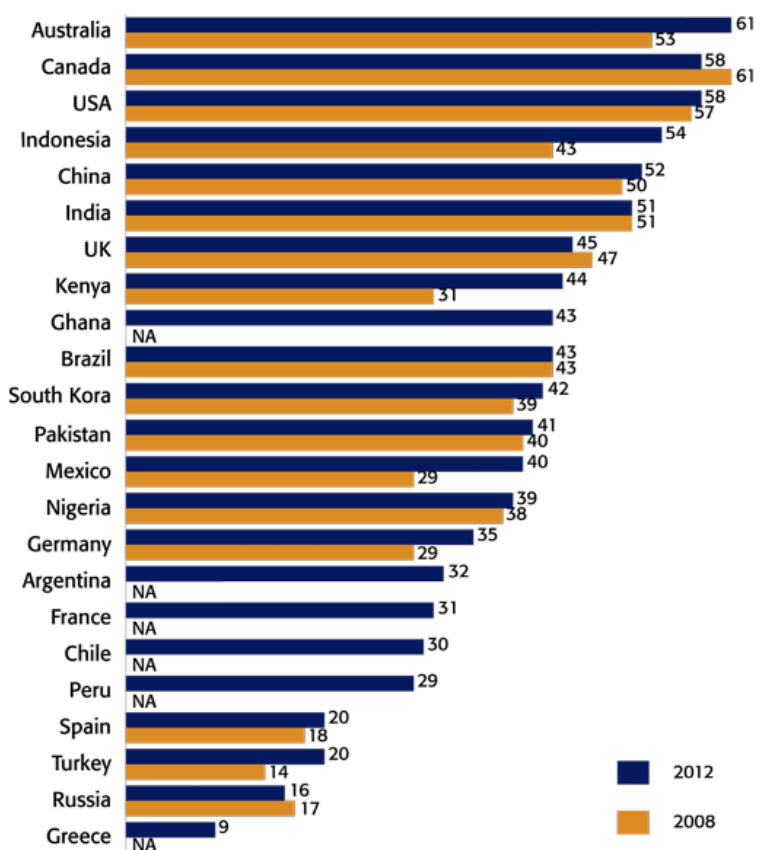
Source: GlobeScan

The white space in this chart represents "Depends, neither agree nor disagree," and "DK/NA."

*Tracking countries include Australia, Brazil, Canada, China, Germany, India, Indonesia, Kenya, Mexico, Nigeria, Pakistan, Russia, South Korea, Spain, Turkey, the UK, and the USA

Most Rich People in My Country Deserve Their Wealth

"Agree,"* by Country, 2008–2012



Source: GlobeScan

*"Strongly agree" plus "Somewhat agree"

Source: <http://globescan.com/commentary-and-analysis/press-releases/press-releases-2012/220-public-remains-concerned-over-wealth-inequalities-global-poll.html>

Gilani's Gallopedia (2007-2012)

A Quantitative Analysis

A quantitative analysis of global polls monitored during the 4 year period January 2007 – May 2012

KEY STATISTICS

- 1- Number of Surveys (*a selection on key political and social issues*): \simeq 6,535 polls during the period 2007-2012
- 2- Subjects of Interest (*we have made a list of 125 subjects, further grouped into 9 broad categories, namely: **Governance**, **Globalization** (inclusive of global economic issues) **Global Conflicts** (conflict zones), **Global leaders** (USA and Emerging powers), **Global Environment**, **Family**, **Religion**, and other miscellaneous*)
- 3- Number of **countries** covered by one or more surveys: \simeq 178 during the period 2007-2012
- 4- Number **polling organizations** whose polls have been cited: \simeq 347 during the period 2007-2012

