

# Gallopedia

From **Gilani Research Foundation**

January 2013, issue # **258\***

Compiled on a weekly basis since January 2007

Gilani's Gallopedia is a weekly Digest of Opinions in a globalized world - one window on global opinion polling compiled by Gilani Research Foundation

## Who are we?

**Gilani's Gallopedia** is a weekly digest of opinions in a globalized world. It provides a one window access to Global Opinion Polls on a weekly basis. It is produced by a team of researchers led by Dr. Ijaz Shafi Gilani, and is a not for profit public service. It is co-edited by Mohammad Zubair and Sara Salam.

Our name reflects the rapid pace at which global polls are brought to the community of pollsters and other interested readers. Gilani's Gallopedia is not related to any polling agency and makes its selection from any publically available poll based on its relevance to our reader's interests. Over the years it has reported polls conducted by over **350** agencies and institutions.

### Contact Details:

Sara Salam  
Assistant Manager  
Gilani Research Foundation  
Email: [sara.salam@gilanifoundation.com](mailto:sara.salam@gilanifoundation.com)



Topic of the week: (Click for details)

## INSIDE THIS ISSUE

THIS WEEK'S REPORT CONSISTS OF **21**  
NATIONAL & MULTI COUNTRY SURVEYS. **09**  
POLLING ORGANIZATIONS HAVE BEEN  
REPRESENTED.

Pg <b>2</b>	<b>Asia</b> zone this week- <b>04</b> national polls	
Pg <b>3</b>	<b>Africa</b> zone this week- <b>01</b> national poll	
Pg <b>3</b>	<b>Euro Americas</b> zone this week- <b>15</b> national polls <b>Multi Country Survey- 01</b> poll	
Pg <b>6</b>	<b>Topic of the week-</b> <b>Leaders Job Approval</b>	

Countries are represented in blue; Polling organizations are represented in pink. For reference to source of each poll clicks to detail are provided in the text



## Asia zone

► MIDDLE EAST& NORTH AFRICA; WEST ASIA; SOUTH ASIA; NORTH ASIA; EAST ASIA

### ► MIDDLE EAST

258-1  **Hamas' way preferred over Abbas' way in Palestine** (Click for Details)

(**Hamas**) In the aftermath of the Gaza War: Hamas' way is preferred by the majority over Abbas' way as the most effective in ending occupation and building a Palestinian state and Haniyeh defeats Abbas in a presidential election. (**PCPSR**)

January 13, 2013

2.3 Foreign Affairs & Security » Palestine/ Israel Conflict

2.5 Foreign Affairs & Security » Regional Conflicts/ Issues



### ► WEST ASIA



258-2  **Leaders and Public Trust in Institutions - January 2013** (Click for Details)

The aim of this survey is to measure the degree of public confidence in institutions and to judge the job approval ratings of politicians, especially the President, Prime Minister, and Opposition Party Leaders. (**Metropoll**)

January 16, 2013

1.2 Domestic Politics » Performance Ratings

4.4 Society » Civil Society

258-3  **Leaders Job Approval** (Click for Details)

(**Turkey**) This survey report includes the leaders' job approval part of "Leaders' Reputations and Public Trust in Institutions". The survey shows that majority of Turkish citizens approve the job performance of President Abdullah Gul and Prime Minister R. Tayyip Erdogan. (**Metropoll**)

January 2013.

1.2 Domestic Politics » Performance Ratings

### ► SOUTHEAST ASIA


258-4  **Economy and crime top voters concern** (Click for Details)

(**Malaysia**) A survey carried among voters in Peninsular Malaysia at the end of December 2012 found that the state of the economy along with crime to be the topmost concerns of voters. The same survey also found that only a small majority, 52% of voters felt that the country was headed in the right direction, while 34% felt it was headed on the wrong track. (**Merdeka Center**)

January 11, 2013

3.2 Economy » Consumer Confidence/Protection

4.12 Society » Crime





## Africa zone

▶ WEST AFRICA; EAST AFRICA; CENTRAL AFRICA;  
SOUTHERN AFRICA

### ▶ SUB-SAHARAN AFRICA

258-5 **Address Unemployment in 2013: Nigerians urge President Jonathan**  
(Click for Details)

(Nigeria) In a recently conducted New Year poll Nigerians have urged President Goodluck Jonathan to focus on addressing unemployment, electricity supply, insecurity and corruption in 2013. (NOI)

January 10, 2013

3.3 Economy » Employment Issues



## Euro Americas zone

▶ EAST EUROPE, WEST EUROPE; NORTH AMERICA;  
LATIN AMERICA & AUSTRALASIA

### EUROPE

#### ▶ EAST EUROPE

258-6 **Protest Rallies: One Year Later** (Click for Details)

(Russia) A year ago the opposition rallies were assessed positively by 40% of Russians. Now the proportion of such respondents is 27%. Ten percent of them would personally take part in the rallies. (VCIOM)

December 07, 2012

1.4 Domestic Politics » Political Parties

258-7 **United Russia: One Year after Elections** (Click for Details)

(Russia) Over the recent half a year no substantial changes have been revealed in Russian attitudes towards the United Russia party: 42% report that they favor this party (the share of new supporter is only 6%); 49% do not like it (and 15% have recently been disappointed in the party). (VCIOM)

December 07, 2012

1.2 Domestic Politics » Performance Ratings

1.3 Domestic Politics » Governance



#### ▶ WEST EUROPE

258-8 **French opposed to gay adoption** (Click for Details)

(France) There is strong support across Europe for gay marriage and adoption, but France is divided on same-sex marriage and narrowly against same-sex adoption. (YouGov)

January 11, 2013

4.7 Society » Morality, Values & Customs / Lifestyle



## 258-9 **Half of People in Scotland Would Vote to Remain in United Kingdom** (Click for Details)

([Scotland](#)) People in Scotland would vote to remain in the United Kingdom if the impending referendum on independence took place today, a new Angus Reid Public Opinion poll conducted for the Sunday Express has found. ([Angus Reid](#))

January 07, 2013

[2.8 Foreign Affairs & Security » International / Regional Organizations](#)

[2.5 Foreign Affairs & Security » Regional Conflicts/ Issues](#)

## AMERICAS

### ► NORTH AMERICA

#### 258-10 **Congress Begins 2013 With 14% Approval** (Click for Details)

([USA](#)) Americans give Congress a 14% job approval rating as the new year begins, the lowest since September of last year and down from 18% in November and December. The disapproval rating for Congress is 81%. ([Gallup USA](#))

January 11, 2013

[1.2 Domestic Politics » Performance Ratings](#)

[1.3 Domestic Politics » Governance](#)

#### 258-11 **U.S. Flu Reports in December Higher Than in Prior Years** (Click for Details)

Americans' self-reports of the flu spiked early this season, rising in December to levels typically not seen until February. An average of 3.2% of Americans reported having the flu the day before they were surveyed in December. This is higher than what Gallup found in the same month in any past year since it started tracking flu daily in 2008. ([Gallup USA](#))

January 11, 2013

[4.11 Society » Health](#)

#### 258-12 **After a Highly Partisan Election Year, Survey Finds Less Group Conflict** (Click for Details)

([USA](#)) After a divisive presidential campaign that focused on such polarizing issues as economic class and immigration, a new Pew Research survey finds that the American public perceives less conflict between groups at the center of these debates now than before the campaign began. ([Pew Research Center](#))

January 10, 2013

[1.4 Domestic Politics » Political Parties](#)

#### 258-13 **Obama Viewed as Fiscal Cliff Victor; Legislation Gets Lukewarm Reception** (Click for Details)

Barack Obama is viewed as the clear political winner in the fiscal cliff negotiations, but the legislation itself gets only a lukewarm reception from the public: As many disapprove as approve of the new tax legislation, and more say it will have a negative than positive impact on the federal budget deficit, the national economy and people like themselves. ([Pew Research Center](#))

January 7, 2013

[1.2 Domestic Politics » Performance Ratings](#)

[3.9 Economy » Financial systems & Institutions](#)





258-14 **U.S. Satisfaction Improved in 2012, but Still Below Average** (Click for Details)

An average of 26% of Americans said they were satisfied with the way things were going in the United States in 2012, an improvement from 17% in 2011. Still, satisfaction remains depressed compared with the historical average of 38%. (Gallup USA)

January 10, 2013

[3.1 Economy](#) » [Perceptions on Performance/ Well-Being](#)

258-15 **U.S. Death Penalty Support Stable at 63%** (Click for Details)

Americans' support for the death penalty as punishment for murder has plateaued in the low 60s in recent years, after several years in which support was diminishing. Sixty-three percent now favor the death penalty as the punishment for murder, similar to 61% in 2011 and 64% in 2010. (Gallup USA)

January 9, 2013

[4.7 Society](#) » [Morality, Values & Customs / Lifestyle](#)

[4.9 Society](#) » [Justice](#)

258-16 **Americans Divided on Outlook for Next Generation** (Click for Details)

Americans are evenly divided about whether it is likely (49%) or unlikely (50%) that the next generation of youth in the country will have a better life than their parents. That is a slightly more positive assessment than in early 2011, when the slight majority, 55%, thought it was unlikely the next generation would achieve this goal. (Gallup USA)

January 8, 2013

[4.7 Society](#) » [Morality, Values & Customs / Lifestyle](#)

258-17 **In U.S., Rise in Religious "Nones" Slows in 2012** (Click for Details)

The percentage of American adults who have no explicit religious identification averaged 17.8% in 2012, up from 14.6% in 2008 -- but only slightly higher than the 17.5% in 2011. The 2011 to 2012 uptick in religious "nones" is the smallest such year-to-year increase over the past five years of Gallup Daily tracking of religion in America. (Gallup USA)

January 10, 2013

[4.1 Society](#) » [Religion](#)

258-18 **Approval Rating for President Obama Improves Markedly in U.S.** (Click for Details)

Barack Obama heads to his second term as President with his best approval rating in more than three years, a new Angus Reid Public Opinion poll has found. Only 15 per cent of respondents provide a positive assessment of the work of the U.S. Congress. (Angus Reid)

January 10, 2013

[1.2 Domestic Politics](#) » [Performance Ratings](#)

258-19 **Support for Path to Citizenship for Illegal Immigrants Increases in U.S.** (Click for Details)

(USA) The views of Americans on the future of the estimated 12 million illegal immigrants who work in the United States have shifted over the past two and a half years, a new Angus Reid Public Opinion poll has found. Since July 2010, the proportion of Americans who call for the deportation of all illegal immigrants has dropped from 50% to 38%. (Angus Reid)

January 07, 2013

[4.8 Society » Immigration/Refugees](#)258-20 **Few Canadians Are Hopeful Before Harper Meets Aboriginal Leaders** [\(Click for Details\)](#)

([Canada](#)) As Prime Minister Stephen Harper is scheduled to discuss various concerns with Aboriginal leaders, many Canadians believe the impending meeting will be ineffective, a new Angus Reid Public Opinion poll has found. ([Angus Reid](#))

January 09, 2013

[1.3 Domestic Politics » Governance](#)

## ► MULTI-COUNTRY SURVEYS

258-21 **Indians Support Gender Equality But Still Give Men Edge in Workplace, Higher Education** [\(Click for Details\)](#)

The recent gang rape and killing of a young woman in New Delhi – and the subsequent protests – have focused worldwide attention on gender issues in India. A 2010 Pew Global Attitudes Project survey that examined attitudes about gender around the world sheds some light on how public opinion in India compares to the other 21 nations surveyed. ([Pew Research Center](#))

January 4, 2013

[4.5 Society » Gender Issues](#)

## Topic of the week:

### **Leaders Job Approval**

- This page is devoted to opinions of countries whose polling activity is generally not known very widely or where a recent topical issue requires special attention.



This report includes the leaders' job approval part of "Leaders' Reputations and Public Trust in Institutions" survey.

The survey is conducted among 1202 individuals in urban and rural areas of 31 cities including Adana, Ağrı, Ankara, Antalya, Aydın, Bursa, Çanakkale, Diyarbakır, Erzurum, Eskişehir, Gaziantep, Hatay, Mersin, İstanbul, İzmir, Kastamonu, Kayseri, Kırıkkale, Kocaeli, Konya,

Malatya, Manisa, Mardin, Muğla, Ordu, Osmaniye, Samsun, Tekirdağ, Trabzon, Van and Zonguldak between 26 November – 01 December 2012.

CATI (Computer Assisted Telephone Interviewing) system is used with gender, age, and residence area quota application. The margin of error for the overall poll is +/- 2,8 percentage points, at a 95 percent confidence level.



### The President's Overall Job Performance

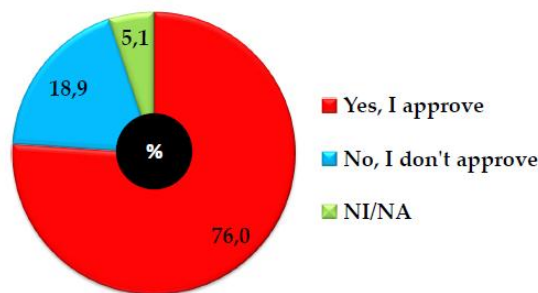
The research data shows that the President is supported by public substantially. The percentage of respondents, who approve the way Abdullah Gül is carrying out his job as a President, is 76%. There is a 5 point decrease in this evaluation in comparison to December 2011 survey results.



### The score of Abdullah Gül's overall job performance

The mean score of Abdullah Gül's overall job performance is 7,3 out of 10.

#### Do You Approve Of President Abdullah Gül's Overall Job Performance?



### Prime Minister's Overall Job Performance

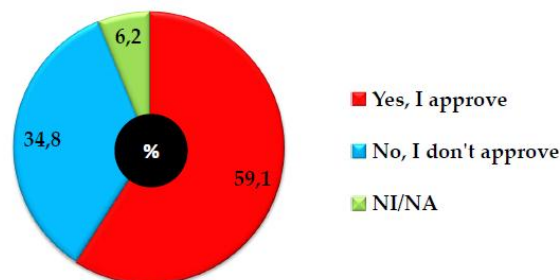
The 59% of respondents approve of Prime Minister's overall job performance, while the 35% of them do not approve. There is a 12 point decrease in comparison to December 2011 results.



### The score of R. Tayyip Erdoğan's Overall Job Performance

The mean score of R.Tayyip Erdoğan's overall job performance is 6,5 out of 10. In December 2011 it was 7,1.

#### Do You Approve Of Prime Minister R.Tayyip Erdoğan's Overall Job Performance?



Source: <http://www.metropoll.com.tr/report/job-approval-rating-of-leaders-jan-2013>

## Gilani's Gallopedia (2007-2013)

### A Quantitative Analysis

A quantitative analysis of global polls monitored during the 4 year period January 2007 – January 2013

#### KEY STATISTICS

- 1- Number of Surveys (*a selection on key political and social issues*):  $\approx$  6,805 polls during the period 2007-2013
- 2- Subjects of Interest (*we have made a list of 125 subjects, further grouped into 9 broad categories, namely: **Governance**, **Globalization** (inclusive of global economic issues) **Global Conflicts** (conflict zones), **Global leaders** (USA and Emerging powers), **Global Environment**, **Family**, **Religion**, and **other miscellaneous***)
- 3- Number of **countries** covered by one or more surveys:  $\approx$  178 during the period 2007-2013
- 4- Number **polling organizations** whose polls have been cited:  $\approx$  358 during the period 2007-2013

