

Gallopedia

From Gilani Research Foundation

June 2013, issue # 279*

Compiled on a weekly basis since January 2007

Gilani's Gallopedia is a weekly Digest of Opinions in a globalized world - one window on global opinion polling compiled by Gilani Research Foundation

Who are we?

Gilani's Gallopedia is a weekly digest of opinions in a globalized world. It provides a one window access to Global Opinion Polls on a weekly basis. It is produced by a team of researchers led by Dr. Ijaz Shafi Gilani, and is a not for profit public service. It is co-edited by Mohammad Zubair and Sara Salam.

Our name reflects the rapid pace at which global polls are brought to the community of pollsters and other interested readers. Gilani's Gallopedia is not related to any polling agency and makes its selection from any publically available poll based on its relevance to our reader's interests. Over the years it has reported polls conducted by over **350** agencies and institutions.

Contact Details:

Sara Salam
Assistant Manager
Gilani Research Foundation
Email: sara.salam@gilanifoundation.com



Topic of the week: (Click for details)

INSIDE THIS ISSUE

THIS WEEK'S REPORT CONSISTS OF **22**
NATIONAL & MULTI COUNTRY SURVEYS. **09**
POLLING ORGANIZATIONS HAVE BEEN
REPRESENTED.

Pg 2 **Asia zone**
this week- 02 national polls



Pg 2 **Africa zone**
this week- 02 national poll



Pg 3 **Euro Americas zone**
this week- 18 national polls
Cyber World- 01 Poll



Pg 7 **Topic of the week-**
Iranians' Views Mixed on Political Role for Religious Figures



Countries are represented in blue; Polling organizations are represented in pink. For reference to source of each poll clicks to detail are provided in the text



Asia zone

► MIDDLE EAST & NORTH AFRICA; WEST ASIA; SOUTH ASIA; NORTH ASIA; EAST ASIA

► WEST ASIA

279-1 **Iranians' Views Mixed on Political Role for Religious Figures** (Click for Details)

(Iran) As Iranians prepare to elect a new president on June 14, a survey by the Pew Research Center shows that just 40% think religious figures should play a large role in politics. An additional 26% of Iranians say religious figures should have some influence in political matters, while three-in-ten believe they should have little or no influence. (Pew Research Center)

June 11, 2013

1.1 Domestic Politics » Elections

4.1 Society » Religion

► SOUTHEAST ASIA

279-2 **Net satisfaction with National Administration at "very good" +53** (Click for Details)

(Philippines) First Quarter 2013 Social Weather Survey, fielded from March 19-22, 2013, found 68% of adults satisfied, 15% neither satisfied nor dissatisfied, and 15% dissatisfied with the general performance of the National Administration, for a very good net satisfaction rating of +53 (% satisfied minus % dissatisfied). (SWS)

June 07, 2013

3.1 Economy » Perceptions on Performance/ Well-Being



Africa zone

► WEST AFRICA; EAST AFRICA; CENTRAL AFRICA; SOUTHERN AFRICA

SUB-SAHARAN AFRICA

279-3 **About 9 in 10 Nigerians Support the Proposed Anti-Same-Sex Marriage Bill** (Click for Details)

(Nigeria) Latest weekly poll results released by NOI Polls Limited has revealed that about 9 in 10 Nigerians (92%) support the proposed 'Anti Same-Sex Marriage Bill' and the reasons for this support mostly revolve around morality and religion. (NOI)

June 11, 2013

4.7 Society » Morality, Values & Customs / Lifestyle



279-4 **Almost 8 in 10 Nigerians Favor Continuity of the NYSC Scheme** (Click for Details)

(Nigeria) Latest weekly poll results released by NOI Polls Limited have revealed that almost 8 in 10 Nigerians (78%) favour the continuity of the National Youth Service Corps (NYSC) scheme, and have expressed their views against its abolishment. (NOI)

June 3, 2013

1.3 Domestic Politics » Governance



Euro Americas zone

► EAST EUROPE, WEST EUROPE; NORTH AMERICA;
LATIN AMERICA & AUSTRALASIA

► EAST EUROPE

279-5 **Summer 2013: Budget and Plans of Russians** (Click for Details)

(Russia) Most of Russians will spend vacations at home or at dacha. Those who will travel somewhere plan to spend a little bit more that they did previous year (27636 rub.). (VCIOM)

May 22, 2013

4.16 Society » Entertainment

279-6 **Spread of the Internet in Russia and Its Consequences** (Click for Details)

(Russia) As the Internet is developing, more Russians recognize its importance. However, every forth believes that the Internet brings more harm than good. (VCIOM)

May 20, 2013

4.7 Society » Morality, Values & Customs / Lifestyle



278-7 **The Ban is Not an Obstacle for Smokers** (Click for Details)

(Russia) Two thirds of Russians (66%) support the anti-smoking bill, effective since June 1 of this year, that forbids indoor smoking in public places. Every fifth respondent has a negative opinion of the bill (22%). However 60% of the respondents think that no kind of ban can help to lower the share of smokers in the country. Over half of smoking Russians claim that they will smoke just as much as they used to. (Romir)

June 11, 2013

4.13 Society » Social Problems

4.7 Society » Morality, Values & Customs / Lifestyle

► WEST EUROPE

279-8 **Balls leads Osborne as most capable Chancellor, but Miliband trails Cameron on the economy** (Click for Details)

(UK) The June Political Monitor shows mixed news on the relative economic credibility of the parties following last week's speeches by Ed Miliband and Ed



Balls. While Ed Balls has edged ahead of George Osborne in terms of being seen as the most capable Chancellor, and Labour have closed the gap to the Conservatives on being seen as the most effective in getting good value for public money, David Cameron still leads Ed Miliband on being the leader most trusted on the economy. (Ipsos Mori)

June 12, 2013

[1.3 Domestic Politics » Governance](#)

[1.4 Domestic Politics » Political Parties](#)

[3.1 Economy » Perceptions on Performance/ Well-Being](#)

279-9 **Electronic 'snooping': 42% back police and security agencies breaking the law** (Click for Details)

(UK) In perspective of Data Communication Bill Thus 51% either back the main thrust of the bill, or would like to go even further, as opposed to the 38% who think the powers proposed by the Bill go too far. Women divide almost two-to-one (55-30%), while men divide almost exactly evenly (48-46%). (YouGov)

June 12, 2013

[1.3 Domestic Politics » Governance](#)

279-10 **Rise in young people's economic confidence** (Click for Details)

(UK) YouGov's latest Household Economic Activity Tracker (HEAT) Index shows that economic confidence among 18-34 year olds is at its highest level since March 2010. (YouGov)

June 05, 2013

[3.1 Economy » Perceptions on Performance/ Well-Being](#)

► NORTH AMERICA

279-11 **Americans Think Officials Knew About IRS Political Targeting**

(Click for Details)

(USA) Nearly six in 10 Americans believe that high-ranking IRS officials in Washington were aware the IRS had a practice of targeting conservative political groups for greater scrutiny in recent years. One-quarter think knowledge of this was mainly limited to the agency's office in Cincinnati where the mishandled applications for tax-exempt status were processed.

(Gallup USA)

June 7, 2013

[1.3 Domestic Politics » Governance](#)

[3.9 Economy » Financial systems & Institutions](#)



279-12 **U.S. Monthly Consumer Spending Highest Since 2008** (Click for Details)

(USA) Americans' self-reported daily spending rose to an average of \$90 in May, the highest since October 2008 and higher than it has been in May since the \$114 found in the same month in 2008. Spending is up from \$86 in April and on par with the \$89 found in March. (Gallup USA)

June 7, 2013

[3.2 Economy » Consumer Confidence/Protection](#)

279-13 **Americans' City Optimism Highest in More Than Five Years** (Click for Details)

(USA) More Americans now say the city or area where they live is getting better -- 61.9% -- than have at any time since January 2008. Americans' optimism about where they live has been steadily increasing since January of 2013. (Gallup USA)

June 6, 2013

3.1 Economy » Perceptions on Performance/ Well-Being

279-14 **U.S. Job Creation Best in Five Years** (Click for Details)

(USA) Gallup's U.S. Job Creation Index increased to 22 in May, the highest score for any month since April 2008. (Gallup USA)

June 5, 2013

3.3 Economy » Employment Issues



279-15 **Older Americans' Moral Attitudes Changing** (Click for Details)

(USA) Americans across the age spectrum are in broad agreement on the morality of a variety of societal issues, and older Americans' views on several once taboo matters related to sexuality -- such as premarital sex and gay relations -- have significantly evolved. Nevertheless, young adults are far more accepting of two such matters -- pornography and sexual relations -- than older adults, possibly signifying an eventual cultural shift on these. (Gallup USA)

June 3, 2013

4.7 Society » Morality, Values & Customs / Lifestyle

279-16 **One in Three Americans Prepare a Detailed Household Budget** (Click for Details)

(USA) Nearly one in three Americans prepare a detailed written or computerized household budget each month that tracks their income and expenses -- a large majority do not. (Gallup USA)

June 3, 2013

4.7 Society » Morality, Values & Customs / Lifestyle

279-17 **In U.S., More See China as Friend than Foe** (Click for Details)

(USA) As Chinese president Xi Jinping travels to the United States to meet with President Obama, 55% of Americans view China as either an ally (11%) or a nation friendly to the U.S. (44%), while 40% say it is either unfriendly (26%) or an enemy (14%). (Gallup USA)

June 6, 2013

2.10 Foreign Affairs & Security » Military Issues/ Defense

2.11 Foreign Affairs & Security » Bi/Tri-lateral affairs



279-18 **In Gay Marriage Debate, Both Supporters and Opponents See Legal Recognition as 'Inevitable'** (Click for Details)

(USA) As support for gay marriage continues to increase, nearly three-quarters of Americans – 72% – say that legal recognition of same-sex marriage is “inevitable.” This includes 85% of gay marriage supporters, as well as 59% of its opponents. (Gallup USA)

June 6, 2013

4.7 Society » Morality, Values & Customs / Lifestyle



279-19 **Ipsos/Reuters Poll: National Security Agency** (Click for Details)

(USA) Ipsos/Reuters data shows that 53% of Americans find the collection of phone records by the NSA to be acceptable under some circumstances (includes those who say ‘completely acceptable’, ‘acceptable under most circumstances’, and ‘acceptable under only a few circumstances’). Almost two in five (37%) find the behavior ‘completely unacceptable’ (and 10% are unsure). (Gallup USA)

June 12, 2013

1.3 Domestic Politics » Governance

► LATIN AMERICA

279-20 **Sluggish Brazil economy erodes Rousseff's popularity** (Click for Details)

(Brazil) Growing pessimism over Brazil's sluggish economic performance and rising inflation are starting to eat into President Dilma Rousseff's still-high popularity ratings, an opinion poll showed on Tuesday, the second in a week to show that trend. About 54 percent of 2,000 Brazilians surveyed this month rated Rousseff's government as either "great" or "good," slipping from 57 percent in July 2012, according to the survey whose margin of error was 2.2 percent. (MDA)

June 11, 2013

3.1 Economy » Perceptions on Performance/ Well-Being



► MULTI-COUNTRY SURVEYS

279-21 **The Global Divide on Homosexuality** (Click for Details)

As the United States and other countries grapple with the issue of same-sex marriage, a new Pew Research Center survey finds huge variance by region on the broader question of whether homosexuality should be accepted or rejected by society. (Pew Research Center)

June 4, 2013

4.7 Society » Morality, Values & Customs / Lifestyle

► **CYBER WORLD**

279-22 **US: Smartphone Ownership 2013** (Click for Details)

(US) For the first time since the Pew Research Center's Internet & American Life Project began systematically tracking smartphone adoption, a majority (55 percent) of Americans now own a smartphone of some kind. (Pew Research Center)

June 05, 2013

3.12 Economy » IT & Telecom



Topic of the week:

Iranians' Views Mixed on Political Role for Religious Figures

► This page is devoted to opinions of countries whose polling activity is generally not known very widely or where a recent topical issue requires special attention.

But They Overwhelmingly Back Islamic Law

June 11, 2013



TEHRAN -- As Iranians prepare to elect a new president on June 14, a survey by the Pew Research Center shows that just 40% think religious figures should play a large role in politics. An additional 26% of Iranians say religious figures should have some influence in political matters, while three-in-ten believe they should have little or no influence. The survey – conducted between Feb. 24 and May 3, 2012 – also found that an



overwhelming majority of Iranians (83%) say they favor the use of sharia, or Islamic law. Yet only 37% of Iranian Muslims think their country's current laws follow sharia very closely. Most say existing laws adhere to Islamic law somewhat closely (45%), not too closely (10%) or not at all closely (3%).

These are among the key findings of a nationally representative Pew Research survey of Iranians. Face-to-face interviews with 1,522 adults, ages 18 and older, also show that most Iranians do not consider religious extremism to be a major problem in their country. Similarly, only minorities say there are widespread tensions or conflicts between more and less devout Muslims, different religious groups, and Sunni and Shia Muslims in their country. Unlike in most countries surveyed by Pew Research, due to political sensitivities it was not possible to ask Iranian citizens to directly rate the performance of their government or religious institutions.

Religion and Politics

Since the 1979 Islamic Revolution, religious leaders have played a major role in the Iranian political system. The Supreme Leader is both the country's top Islamic



cleric and its most powerful political official, while the Guardian Council – a body of religious scholars – can veto any legislation it deems not in accordance with Islam.

The Pew Research survey finds that most Iranians favor a political system in which religious figures play a role. Nearly two-thirds of Iranians (66%) say religious figures should have at least some influence in political matters, compared with three-in-ten who say they should have little (19%) or no influence (11%).

However, the survey finds that only four-in-ten Iranians say that religious figures should have a large influence in political matters. Overall, younger Iranians are less supportive of religious leaders having a large influence in politics: 35% of those ages 18-34 favor religious figures playing a large political role, compared with 46% of those 35 and older.

Iranians Prefer a Religious Political System

<i>Religious figures should have ... on political matters</i>	%
A large influence	40
Some influence	26
Not too much influence	19
No influence at all	11
DK/Ref.	4
 <i>Implementing sharia in Iran</i>	
Favor	83
Oppose	15
DK/Ref.	2
 <i>Iran's laws follow sharia ...*</i>	
Very closely	37
Somewhat closely	45
Not too closely	10
Not at all closely	3
DK/Ref.	5

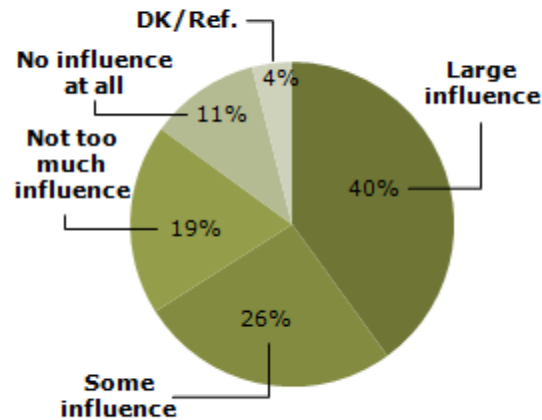
* This question was asked of Iranian Muslims only. All other questions in this report were asked of all Iranians.

PEW RESEARCH CENTER Q15IRN, Q68 and Q80.

In addition to supporting a role for religious figures in politics, roughly eight-in-ten Iranians (83%) say sharia should be implemented in their country, compared with 15% who are opposed to using Islamic law.

Political Role for Religious Figures

% of Iranian adults who say religious figures should have ... in political matters

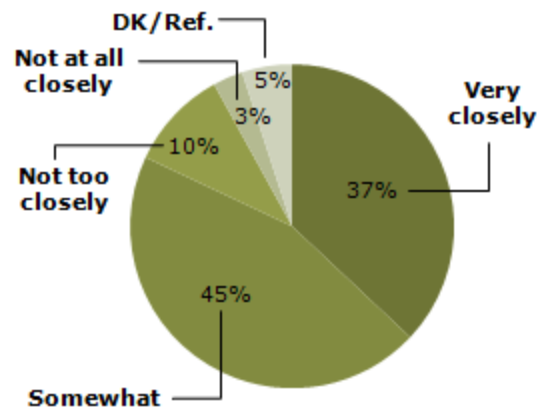


PEW RESEARCH CENTER Q15IRN.

When asked how closely Iran's current laws adhere to sharia, fewer than four-in-ten Iranian Muslims (37%) answer very closely.² A plurality (45%) says that Iran's existing statutes adhere to sharia somewhat closely, while 10% say not too closely and 3% say not at all closely. Among the 13% of Muslims who say their country's laws do not follow sharia closely, nearly eight-in-ten (78%) say Islamic law should be implemented.

How Closely Do Iran's Laws Follow Sharia?

% of Iranian Muslims who say ...



Extremism and Religious Tensions

Most Iranians are not particularly concerned about religious extremism in their country. Fewer than three-in-ten (28%) describe themselves as very or somewhat concerned about such extremism, compared with about half (48%) who say they are not at all or not too worried about religious extremist groups. A small proportion of Iranians (14%) volunteered that radical groups do not exist inside Iran's borders, whereas one-in-ten offered no opinion.



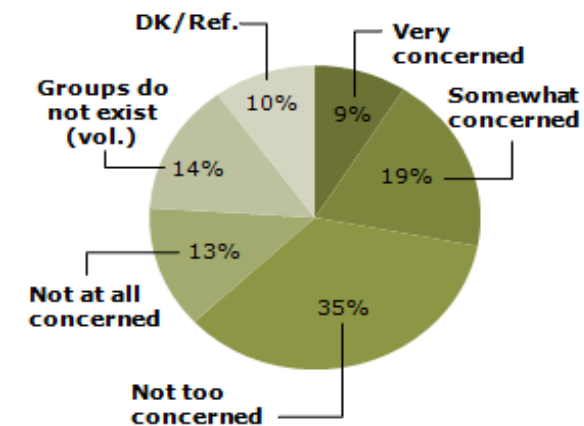
Asked separately about tensions between Muslims who are more devout and those who are less devout, more than four-in-ten Iranians (44%) say such tensions are very or moderately widespread in their country. This view is somewhat more common among younger Iranians (ages 18-34) than those 35 and older (47% vs. 40%).

Nearly a quarter of Iranians (23%) characterize hostilities between Sunni and Shia Muslims as widespread. But there are sectarian differences in perceptions of tensions between Sunni and Shia Muslims. Among Shias, who comprise about 93% of the country's population, one-in-five say that such tensions are very or moderately widespread.³ However, among Iran's minority Sunni population, about half of the respondents (47%) held this view.

Although nearly all Iranians are Muslim, when asked more generally about conflict between religious groups, three-in-ten Iranians say that such hostilities are widespread in their country.

Religious Extremism


% of Iranian adults who are ... about extremist religious groups



PEW RESEARCH CENTER Q85IRN.

Religious Conflict and Tensions

% of Iranian adults who say ... are very or moderately prevalent



PEW RESEARCH CENTER Q87IRN, Q87IRN and Q88IRN.

Methodology

Results for the survey in Iran are based on 1,522 face-to-face interviews conducted from Feb. 24 to May 3, 2012, in the respondent's place of residence. The survey is nationally representative of the country's non-institutional, adult population (ages 18 and older). It uses a multi-stage cluster sample design stratified by region and urbanity.



Accounting for the design effect, the margin of sampling error is ± 3.2 percentage points. For the results based on the full sample, one can say with 95% confidence that the error attributable to sampling and other random effects is plus or minus the margin of error. In addition to sampling error, one should bear in mind that question wording and practical difficulties in conducting surveys can introduce error or bias into the findings of opinion polls.

The survey questionnaire was designed by the staff of the Pew Research Center's Forum on Religion & Public Life, checked through back-translation and pretested prior to fieldwork. Interviews were conducted in Farsi (Persian), Kurdish, Turkish, Gilaki, Baloch, Luri and Arabic. Fieldwork was managed by Opinion Research Business International.

Source: <http://www.pewforum.org/Politics-and-Elections/Iranians-Views-Mixed-on-Political-Role-for-Religious-Figures.aspx>

Gilani's Gallopedia (2007-2013)

A Quantitative Analysis

A quantitative analysis of global polls monitored during the 4 year period January 2007 – January 2013

KEY STATISTICS

- 1- Number of Surveys (*a selection on key political and social issues*): \approx 6,805 polls during the period 2007-2013
- 2- Subjects of Interest (*we have made a list of 125 subjects, further grouped into 9 broad categories, namely: **Governance, Globalization** (inclusive of global economic issues) **Global Conflicts** (conflict zones), **Global leaders** (USA and Emerging powers), **Global Environment, Family, Religion, and other miscellaneous***)
- 3- Number of **countries** covered by one or more surveys: \approx 178 during the period 2007-2013
- 4- Number **polling organizations** whose polls have been cited: \approx 358 during the period 2007-2013

