

Gallopedia

From Gilani Research Foundation

April 2014, issue # 322*

Compiled on a weekly basis since January 2007

Gilani's Gallopedia is a weekly Digest of Opinions in a globalized world - one window on global opinion polling compiled by Gilani Research Foundation

Who are we?

Gilani's Gallopedia is a weekly digest of opinions in a globalized world. It provides a one window access to Global Opinion Polls on a weekly basis. It is produced by a team of researchers led by Dr. Ijaz Shafi Gilani, and is a not for profit public service. It is co-edited by Mohammad Zubair and Sara Salam.

Our name reflects the rapid pace at which global polls are brought to the community of pollsters and other interested readers. Gilani's Gallopedia is not related to any polling agency and makes its selection from any publically available poll based on its relevance to our reader's interests. Over the years it has reported polls conducted by over 350 agencies and institutions.

Contact Details:

Sara Salam

Assistant Manager
Gilani Research Foundation

Email: sara.salam@gilanifoundation.com



Topic of the week: (Click for details)

INSIDE THIS ISSUE

THIS WEEK'S REPORT CONSISTS OF **28**
NATIONAL & MULTI COUNTRY SURVEYS. **11**
POLLING ORGANIZATIONS HAVE BEEN
REPRESENTED.

Pg 2

Asia zone
this week- **09** national poll



Pg 4

Euro Americas zone
this week- **27** national polls



Multi-Country Surveys-02 Polls



Cyber World – 01 Poll



Pg 7

Topic of the week-

**Older Adults And
Technology Use**



Countries are represented in blue; Polling organizations are represented in pink. For reference to source of each poll clicks to detail are provided in the text



Asia zone

► MIDDLE EAST& NORTH AFRICA; WEST ASIA; SOUTH ASIA; NORTH ASIA;
EAST ASIA

► MIDDLE EAST

321-1 **Government Performance, Reconciliation, Elections, BNC Movement and Normalization** (Click for Details)

([Palestine](#)) Almost six in ten approve of the job performance of President Abbas however; the ratings of Hamdallah and Haniyeh government are quite low. Similarly the Palestinians are divided about reconciliation between Fateh and Hamas. ([AWRAD](#))

April 01, 2014

1.1 Domestic Politics » Elections

1.2 Domestic Politics » Performance Ratings

1.3 Domestic Politics » Governance

321-2 **Most Palestinians Support Negotiations but Not The Framework Document** (Click for Details)

([Palestine](#)) While a majority would reject the Framework document if it includes recognition of Israel as the state of the Jewish people, most Palestinians support extending negotiations and postponing joining international organizations to the end of the year in return for an Israeli release of new Palestinian prisoners; a majority also believes that Abbas will accept the Framework document and will extend negotiation to the end of 2014. ([PSR](#))

March 2014

2.3 Foreign Affairs & Security » Palestine/ Israel Conflict



► WEST ASIA

321-3 **Most Afghans Lack Confidence in Elections** (Click for Details)

([Afghanistan](#)) As Afghans prepare to choose their next president on Saturday, their confidence in the country's electoral process is noticeably lower than before they visited the polls in 2009. Fewer than one in five Afghans expressed confidence last year in the honesty of elections, while the majority (70%) lacked faith in them.

([Gallup USA](#))

April 2, 2014

1.1 Domestic Politics » Elections



321-4 **44% Pakistanis are dissatisfied with the current situation in Pakistan.**

(Click for Details)

([Palestine](#)) According to a Gilani Research Foundation Survey carried out by Gallup Pakistan, 44% Pakistanis are dissatisfied with the current situation in Pakistan. Satisfaction is highest in KPK (57%) and lowest in Balochistan (8%).

([Gallup PAK](#))

April 04, 2014

1.2 Domestic Politics » Performance Ratings

4.7 Society » Morality, Values & Customs / Lifestyle

► SOUTH ASIA

321-5 **Economy Major Issue Ahead of Election in India** (Click for Details)

(India) India's sputtering economy will undoubtedly be on millions of voters' minds when the month-long election in the world's largest democracy kicks off Monday. Indians' economic optimism all but evaporated in 2013, with a record 35% saying the national economy was getting worse. (Gallup USA)

April 4, 2014

1.1 Domestic Politics » Elections

3.1 Economy » Perceptions on Performance/ Well-Being

3.2 Economy » Consumer Confidence/Protection



321-6 **Indians Reflect on Their Country & the World** (Click for Details)

(India) On the eve of an election for the Lok Sabha, India's national parliament, Indians are disgruntled about the state of their nation, deeply worried about a range of problems facing their society and supportive of new leadership in New Delhi. However, despite a faltering economy, they remain fairly upbeat about their personal finances and hopeful about the economic prospects of both India and the next generation. (Pew Research Center)

March 31, 2014

3.1 Economy » Perceptions on Performance/ Well-Being

3.2 Economy » Consumer Confidence/Protection

3.9 Economy » Financial systems & Institutions



321-7 **Poll shows India's Modi holding strong lead before voting begins** (Click for Details)

(India) Indian opposition leader Narendra Modi appeared on course to become the next prime minister on Friday, with an opinion poll showing his Hindu nationalist party maintaining a strong lead ahead of a general election that begins next week. (Lokniti polls)

April 04, 2014

1.1 Domestic Politics » Elections

321-8 **IRI Survey: Burmese Strongly Support Democracy, Express Satisfaction Over Country's Current Trajectory** (Click for Details)

(Burma) A national public opinion poll released by IRI, the Institute's first in the country, shows that Burmese citizens overwhelmingly see democracy as the most desirable form of government, but are also supportive of the country's general direction. (IRI)

April 3, 2014

1.5 Domestic Politics » National Image/ Trust

1.2 Domestic Politics » Performance Ratings

► SOUTHEAST ASIA

321-9 **PM's approval rating remains unchanged** (Click for Details)

(Malaysia) A survey carried among voters in Peninsular Malaysia found that the Prime Minister's approval rating had remained unchanged at 52% in March 2014 compared to December 2013. However, those

dissatisfied with the Prime Minister's performance increased slightly from 40% in December 2013 to 44% in March 2014. ([Merdeka Center](#))

April 1st 2014

[1.2 Domestic Politics](#) » [Performance Ratings](#)



Euro Americas zone

▶ EAST EUROPE, WEST EUROPE; NORTH AMERICA; LATIN AMERICA & AUSTRALASIA

▶ EAST EUROPE

321-10 **IRI Poll: Majority Of Russian-Speaking Citizens In Ukraine Don't Feel Threatened; Majority Support Closer Ties With Europe** ([Click for Details](#))

([Ukraine](#)) A new national Ukraine poll (which included residents of Crimea), released today by IRI, found that, despite claims by Russia, Russian-speaking citizens living in Ukraine are not under pressure or threatened because of their language. Support for closer ties with Europe has increased since IRI's last poll, with a majority now favoring joining the European Union and a majority of respondents in all regions believe Crimea should remain a part of Ukraine in some manner. ([IRI](#))

April 5, 2014

[2.5 Foreign Affairs & Security](#) » [Regional Conflicts/ Issues](#)



▶ WEST EUROPE

321-11 **Pension changes: only 3% of the over 55s will blow the lot** ([Click for Details](#))

([UK](#)) New insight from YouGov commissioned by MGM Advantage, the retirement income specialist, reveals the approach people are likely to take when they have full access to their pension pots for the first time following the radical changes announced in the Budget. ([YouGov](#))

April 01, 2014

[3.1 Economy](#) » [Perceptions on Performance/ Well-Being](#)

[3.2 Economy](#) » [Consumer Confidence/Protection](#)



321-12 **The chosen one? Manchester United fans still behind David Moyes** ([Click for Details](#))

([UK](#)) David Moyes has the support of the majority of the Manchester United fans who don't believe he should be sacked, while supporters blame the players above the Scotsman for the team's performances this season. ([YouGov](#))

April 01, 2014

[4.15 Society](#) » [Sports](#)

▶ NORTH AMERICA

321-13 **Americans Still Favor Energy Conservation Over Production** (Click for Details)



(USA) Americans still prefer energy conservation over production. After dwindling in recent years, Americans' long-standing preference for emphasizing conservation over production in U.S. energy policy has rebounded, now matching levels seen in prior years. Currently 57% of Americans say the U.S. should emphasize conservation in its approach to solve the nation's energy problems, up from 51% in 2013 and 48% in 2011. About one-third in the U.S. now favor greater emphasis on energy production as the solution. (Gallup USA)

April 2, 2014

[3.7 Economy » Infrastructure](#)

[4.7 Society » Morality, Values & Customs / Lifestyle](#)

321-14 **Americans: Disengaged, feeling less respected, but still see U.S. as world's military superpower**

(Click for Details)

(USA) Unsurprisingly all the polls show that Americans don't want to get too involved in Ukraine's problems with Russian encroachment, just as they have been disinclined to get drawn into other recent world trouble spots, including Syria, Egypt and Libya. This is not surprising because in record numbers, Pew Research Center surveys find Americans saying the U.S. should mind its own business and let other countries get along as best they can. (Pew Research Center)

April 01, 2014

[2.6 Foreign Affairs & Security » US image](#)

[2.5 Foreign Affairs & Security » Regional Conflicts/ Issues](#)

[4.7 Society » Morality, Values & Customs / Lifestyle](#)



321-15 **America's New Drug Policy Landscape** (Click for Details)

(USA) The public appears ready for a truce in the long-running war on drugs. A national survey by the Pew Research Center finds that 67% of Americans say that the government should focus more on providing treatment for those who use illegal drugs such as heroin and cocaine. Just 26% think the government's focus should be on prosecuting users of such hard drugs. (Pew Research Center)

April 2, 2014

[4.7 Society » Morality, Values & Customs / Lifestyle](#)

[4.12 Society » Crime](#)



21-16 **U.S. Payroll to Population Rate 42.7% in March** (Click for Details)

(USA) The U.S. Payroll to Population employment rate (P2P), as measured by Gallup, was 42.7% in March. This is down slightly from 43.1% in February, but remains slightly up from 42.0% from January. P2P so far in 2014 remains below the averages for 2013 (43.8%) and 2012 (44.4%). (Gallup USA)

April 3, 2014

[3.3 Economy » Employment Issues](#)

321-17 **Many U.S. Microbusiness Owners Depend on Second Job** (Click for Details)

(USA) Nearly one in three microbusiness owners (31%) depend more on a second job as their main source of personal income than they do on their business, according to the Sam's Club/Gallup Microbusiness Tracker, a new quarterly tracking poll focusing on these smallest U.S. businesses. Small business is generally defined as firms with fewer than 500 employees, but "microbusiness" owners -- those who employ fewer than five people -- make up 81% of all U.S. business owners in Gallup Daily tracking poll data. ([Gallup USA](#))

April 3, 2014

[3.3 Economy](#) » [Employment Issues](#)

[3.8 Economy](#) » [Enterprise/ Investments](#)



321-18 **Americans Show Low Levels of Concern on Global Warming**

(Click for Details)

(USA) The United Nations Intergovernmental Panel on Climate Change issued a new report this week warning of the existing and potentially severe adverse future impact of climate change, yet most Americans continue to express low levels of concern about the phenomenon. A little more than a third say they worry "a great deal" about climate change or about global warming, putting these concerns at the bottom of a list of eight environmental issues. ([Gallup USA](#))

April 4, 2014

[4.14 Society](#) » [Environment/ Disasters](#)

[4.7 Society](#) » [Morality, Values & Customs / Lifestyle](#)

321-19 **Illinois Residents Least Trusting of Their State Government** (Click for Details)

(USA) Illinois residents trust their state government to handle their state's problems far less than residents in any other state. Twenty-eight percent of Illinois residents trust their state government "a great deal" or "a fair amount." In contrast, at least 75% of North Dakota, Wyoming, and Utah residents trust their state governments. ([Gallup USA](#))

April 4, 2014

[1.3 Domestic Politics](#) » [Governance](#)

321-20 **Older Adults and Technology Use** (Click for Details)

(USA) America's seniors have historically been late adopters to the world of technology compared to their younger compatriots, but their movement into digital life continues to deepen, according to newly released data from the Pew Research Center. In this report, we take advantage of a particularly large survey to conduct a unique exploration not only of technology use between Americans ages 65 or older and the rest of the population, but within the senior population as well. ([Gallup USA](#))

April 3, 2014

[4.6 Society](#) » [Media/ New Media](#)



321-21 **In U.S., Economic Confidence Holds Steady in March** (Click for Details)

(USA) Gallup's Economic Confidence Index averaged -17 in March, essentially the same as the -16 measured in January and February. ([Gallup USA](#))

April 1, 2014

[3.1 Economy](#) » [Perceptions on Performance/ Well-Being](#)

3.2 Economy » Consumer Confidence/Protection

321-22 **Politics Are Biggest Factor in Views of Healthcare Law** (Click for Details)

(USA) With Monday's deadline for enrolling in an insurance plan past, no other factor -- including race, income, personal ideology, gender, or education -- is as relevant to Americans' opinions on the Affordable Care Act as their party affiliation. This remains the foremost predictor of whether an individual will disapprove of the ACA. (Gallup USA)

April 1, 2014

4.11 Society » Health

► AUSTRALASIA



321-23 **Smartphones, smart shopping ... smart move, Sportsgirl!** (Click for Details)

(Australia) With an influx of overseas fashion retailers opening in Australia — the much-hyped launch of Swedish giant H&M's Melbourne store this weekend being the latest example — local retailers are having to step it up a notch to stand out. Not surprisingly, the use of digital technologies and cross-platform marketing is intensifying among local players determined to remain competitive in this increasingly globalised fashion climate. (Roy Morgan)

April 03 2014

4.6 Society » Media/ New Media

4.7 Society » Morality, Values & Customs / Lifestyle

► MULTI-COUNTRY SURVEYS

321-24 **Many around the world see climate change as a major threat** (Click for Details)

A report issued yesterday by the United Nations' Intergovernmental Panel on Climate Change said the planet is already suffering significantly from the effects of climate change and that the threat will only grow more serious in the years ahead —the kind of warning that people in many nations say they take seriously. (Pew Research Center)

March 31, 2014

4.14 Society » Environment/ Disasters



321-25 **One-in-Two Say Internet Unsafe Place for Expressing Views: Global Poll** (Click for Details)

Just over one in two citizens (52%) across 17 countries polled for the BBC World Service disagree that “the Internet is a safe place to express my opinions,” outnumbering the 40 per cent who agree it is safe. (Globescan)

March 31, 2014

4.6 Society » Media/ New Media

► CYBER WORLD



321-26 **Over a quarter share content / media across devices at home** (Click for Details)

Over a quarter (26%) of adults have shared media and/or content across separate devices via their home WiFi network, new YouGov research reveals. The “Connected Devices, 2014” report found that just over a third

(34%) of adults specifically look for devices they can connect to their existing devices across their home network. YouGov finds that the most popular form of content sharing between devices is viewing photos on the TV set, followed by streaming music from a smartphone, laptop or tablet to a speaker system in the home.

(YouGov)

April 04, 2014

4.6 Society » Media/ New Media

Topic of the week:

OLDER ADULTS AND TECHNOLOGY USE

► This issue provides four interesting poll findings and buzz monitoring on this subject.

April 3, 2014

Older Adults and Technology Use

Main Findings



America's seniors have historically been late adopters to the world of technology compared to their younger compatriots, but their movement into digital life continues to deepen, according to newly released data from the Pew Research Center. In this report, we take advantage of a particularly large survey to conduct a unique exploration not only of technology use between Americans ages 65 or older and the rest of the population, but *within* the senior population as well.

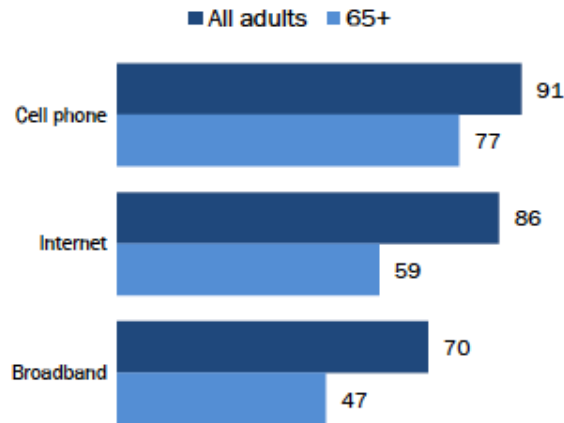
Two different groups of older Americans emerge. The first group (which leans toward younger, more highly educated, or more affluent seniors) has relatively substantial technology assets, and also has a positive view toward the benefits of online platforms. The other (which tends to be older and less affluent, often with significant challenges with health or disability) is largely disconnected from the world of digital tools and services, both physically and psychologically.

As the internet plays an increasingly central role in connecting Americans of all ages to news and information, government services, health resources, and opportunities for social support, these divisions are noteworthy—particularly for the many organizations and individual caregivers who serve the older adult population. Among the key findings of this research:

Six in ten seniors now go online, and just under half are broadband adopters

Seniors continue to lag in tech adoption

Seniors vs. all American adults 18+



Pew Research Center's Internet Project July 18-September 30, 2013 tracking survey.

PEW RESEARCH CENTER

In April 2012 the Pew Research Center found for the first time that [more than half of older adults](#) (defined as those ages 65 or older) were internet users. Today, 59% of seniors report they go online—a six-percentage point increase in the course of a year—and 47% say they have a high-speed broadband connection at home. In addition, 77% of older adults have a cell phone, up from 69% in April 2012.

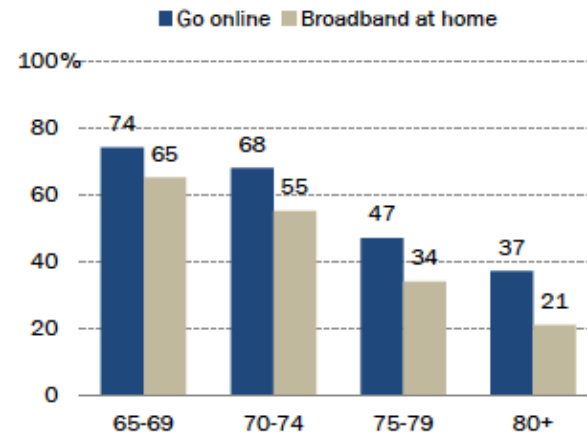
But despite these gains, seniors continue to lag behind younger Americans when it comes to tech adoption. And many seniors remain largely unattached from online and mobile life—41% do not use the internet at all, 53% do not have broadband access at home, and 23% do not use cell phones.

Younger, higher-income, and more highly educated seniors use the internet and broadband at rates approaching—or even exceeding—the general population; internet use and broadband adoption each drop off dramatically around age 75



Among seniors, internet and broadband use drop off around age 75

% within each age group who ...



Pew Research Center's Internet Project July 18-September 30, 2013 tracking survey.

PEW RESEARCH CENTER

Seniors, like any other demographic group, are not monolithic, and there are important distinctions in their tech adoption patterns, beginning with age itself. Internet use and broadband adoption among seniors each fall off notably starting at approximately age 75. Some 68% of Americans in their early 70s go online, and 55% have broadband at home. By contrast, internet adoption falls to 47% and broadband adoption falls to 34% among 75-79 year olds.

In addition, affluent and well-educated seniors adopt the internet and broadband at substantially higher rates than those with lower levels of income and educational attainment:

- Among seniors with an annual household income of \$75,000 or more, 90% go online and 82% have broadband at home. For seniors earning less than \$30,000 annually, 39% go online and 25% have broadband at home.
- Fully 87% of seniors with a college degree go online, and 76% are broadband adopters. Among seniors who have not attended college, 40% go online and just 27% have broadband at home.

Older adults face a number of hurdles to adopting new technologies

Older adults face several unique barriers and challenges when it comes to adopting new technologies. These include:

Physical challenges to using technology: Many seniors have physical conditions or health issues that make it difficult to use new technologies. Around two in five seniors indicate that they have a “physical or health condition that makes reading difficult or challenging” or a “disability, handicap, or chronic disease that

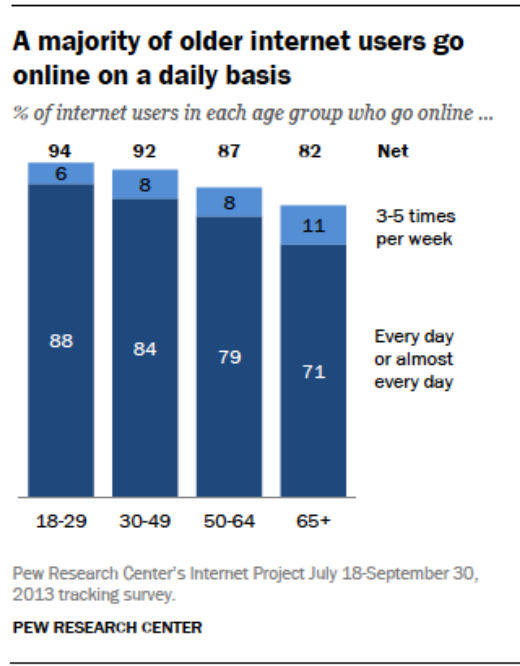
prevents them from fully participating in many common daily activities". This group is significantly less likely than seniors who do not face these physical challenges to go online (49% vs. 66%), to have broadband at home (38% vs. 53%), and to own most major digital devices.



Skeptical attitudes about the benefits of technology: Older adults who do not currently use the internet are divided on the question of whether that lack of access hurts them or not. Half of these non-users (49%) agree with the statement that “people lacking internet access are at a real disadvantage because of all the information they might be missing,” with 25% agreeing strongly. But 35% of these older non-internet users *disagree* that they are missing out on important information—and 18% of them strongly disagree.

Difficulties learning to use new technologies: A significant majority of older adults say they need assistance when it comes to using new digital devices. Just 18% would feel comfortable learning to use a new technology device such as a smartphone or tablet on their own, while 77% indicate they would need someone to help walk them through the process. And among seniors who go online but do not currently use social networking sites such as Facebook or Twitter, 56% would need assistance if they wanted to use these sites to connect with friends or family members.

Once seniors join the online world, digital technology often becomes an integral part of their daily lives



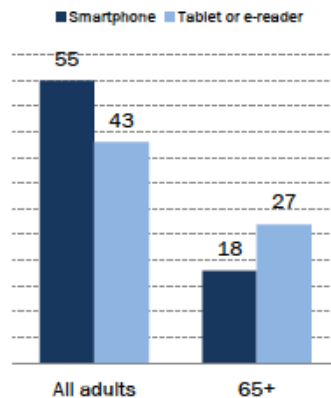
Despite some of these unique challenges facing the older adult population when it comes to technology, most seniors who become internet users make visiting the digital world a regular occurrence. Among older adults who use the internet, 71% go online every day or almost every day, and an additional 11% go online three to five times per week.

These older internet users also have strongly positive attitudes about the benefits of online information in their personal lives. Fully 79% of older adults who use the internet agree with the statement that “people without internet access are at a real disadvantage because of all the information they might be missing,” while 94% agree with the statement that “the internet makes it much easier to find information today than in the past.”

Seniors differ from the general population in their device ownership habits

Seniors are more likely to own a tablet or e-book reader than smartphone

% who own a ...



Pew Research Center's Internet Project July 18-September 30, 2013 tracking survey.

PEW RESEARCH CENTER

Device ownership among older adults differs notably from the population as a whole in several specific ways:

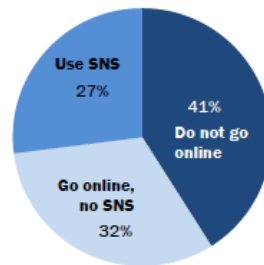
Few older adults are smartphone owners: More than half of all Americans now have a smartphone, but among older adults, adoption levels sit at just 18%. Additionally, smartphone ownership among older adults has risen only modestly in recent years, from 11% in April 2011. A significant majority of older adults (77%) do have a cell phone of some kind, but by and large these tend to be more basic devices.

Among older adults, tablets and e-book readers are as popular as smartphones: Among the general public, smartphones are much more common than either tablet computers or e-book readers, such as Kindles or Nooks. But tablets, e-book readers, and smartphones are each owned by an identical 18% of older adults. In fact, the proportion of older adults who own *either* a tablet *or* an e-book reader is actually larger than the proportion owning a smartphone. Some 27% of seniors own a tablet, an e-book reader, or both, while 18% own a smartphone.

27% of older adults use social networking sites such as Facebook, but these users socialize more frequently with others compared with non-SNS users

One-quarter of seniors use online social networks

% of seniors who ...



Pew Research Center's Internet Project July 18-September 30, 2013 tracking survey.

PEW RESEARCH CENTER

Today 46% of online seniors (representing 27% of the total older adult population) use social networking sites such as Facebook, and these social network adopters have more persistent social connections with the people they care about.

Some 81% of older adults who use social networking sites say that they socialize with others (either in person, online, or over the telephone) on a daily or near-daily basis. Among older adults who go online but do not use social networking sites, that figure is 71%; and for those who are not online at all, it is 63%.

Source: <http://www.pewinternet.org/2014/04/03/older-adults-and-technology-use/>

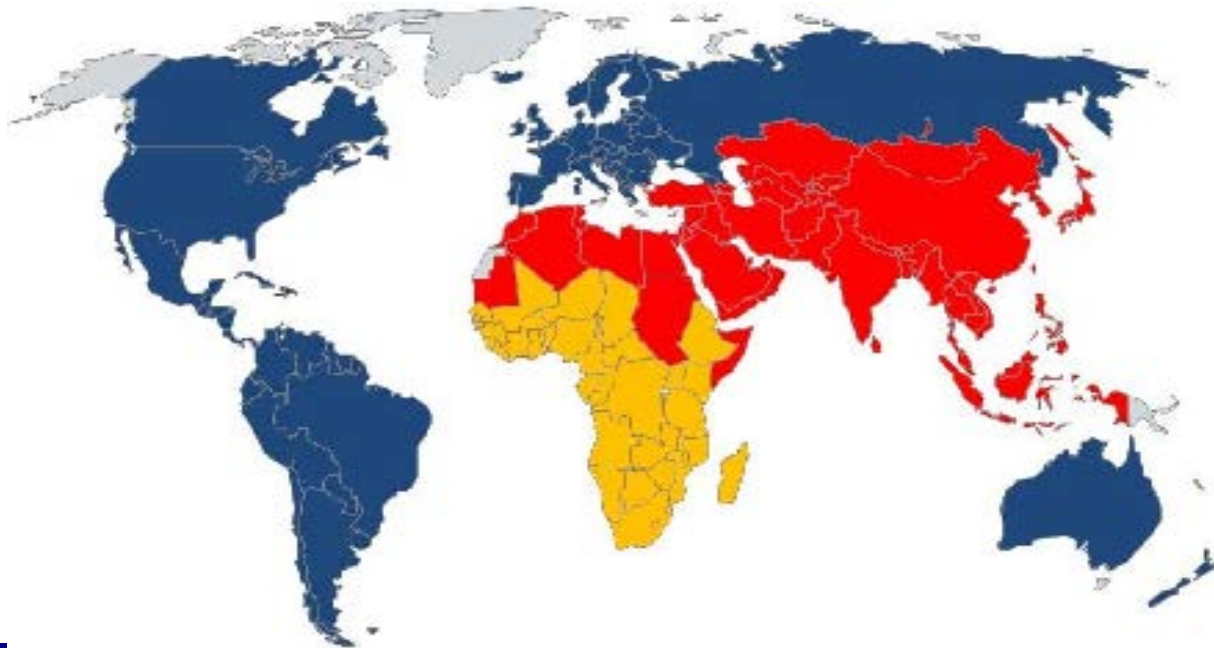
Gilani's Gallopedia (2007-2014)

A Quantitative Analysis

A quantitative analysis of global polls monitored during the 5 year period January 2007 – January 2014

KEY STATISTICS

- 1- Number of Surveys (*a selection on key political and social issues*): \approx 6,805 polls during the period 2007-2014
- 2- Subjects of Interest (*we have made a list of 125 subjects, further grouped into 9 broad categories, namely: **Governance, Globalization** (inclusive of global economic issues) **Global Conflicts** (conflict zones), **Global leaders** (USA and Emerging powers), **Global Environment, Family, Religion, and other miscellaneous***)
- 3- Number of **countries** covered by one or more surveys: \approx 178 during the period 2007-2014
- 4- Number **polling organizations** whose polls have been cited: \approx 358 during the period 2007-2014



Page 14 of 10

Disclaimer: Gilani's Gallopedia is a not for profit activity and every effort has been made to give attribution to respective polling organizations. All material presented here is available elsewhere as public information. Readers may please visit the original source for further details. Gilani Research foundation does not bear any responsibility for accuracy of data or the methods and does not claim any proprietary rights benefits or responsibilities thereof.

***Archives:** Gilani's Gallopedia has been compiled on a weekly basis since January 2007. Previous material is available upon request. Please contact sara.salam@gilanifoundation.com