

# Gallopedia

From Gilani Research Foundation

September 2014, issue # 343\*

Compiled on a weekly basis since January 2007

Gilani's Gallopedia is a weekly Digest of Opinions in a globalized world - one window on global opinion polling compiled by Gilani Research Foundation

## Who are we?

*Gilani's Gallopedia* is a weekly digest of opinions in a globalized world. It provides a one window access to Global Opinion Polls on a weekly basis. It is produced by a team of researchers led by Dr. Ijaz Shafi Gilani, and is a not for profit public service. It is co-edited by Mohammad Zubair and Sara Salam.

Our name reflects the rapid pace at which global polls are brought to the community of pollsters and other interested readers. Gilani's Gallopedia is not related to any polling agency and makes its selection from any publically available poll based on its relevance to our reader's interests. Over the years it has reported polls conducted by over 350 agencies and institutions.

### Contact Details:

**Sara Salam**

Assistant Manager  
Gilani Research Foundation

Email: [sara.salam@gilanifoundation.com](mailto:sara.salam@gilanifoundation.com)



Topic of the week: (Click for details)

## INSIDE THIS ISSUE

THIS WEEK'S REPORT CONSISTS OF **28**  
NATIONAL & MULTI COUNTRY SURVEYS. **10**  
POLLING ORGANIZATIONS HAVE BEEN  
REPRESENTED.

Pg 2

**Asia zone**  
this week- **02** national polls



Pg 3

**Euro Americas zone**  
this week- **22** national polls

**Multi-Country Surveys – 02 Polls**  
**Cyber World- 02 Polls**



Pg 8

Topic of the week-

**BRAZIL: AFTER SHARP  
DROP IN 2013, SOCIAL  
CONFIDENCE INDEX  
STABILIZES**



Countries are represented in blue; Polling organizations are represented in pink. For reference to source of each poll clicks to detail are provided in the text



## Asia zone

► MIDDLE EAST & NORTH AFRICA; WEST ASIA; SOUTH ASIA; NORTH ASIA; EAST ASIA

### ► MIDDLE EAST & NORTH AFRICA

343-1 [The PA-President Mahmoud Abbas \(Abu Mazen\) enjoys the satisfaction of his people in Gaza Strip with his performance](#) (Click for Details)

(Palestine) It revealed that 61.2% of the Palestinians oppose the deployment of UN multi-national forces in Gaza Strip and that the President Mahmoud Abbas (Abu Mazen) enjoys the satisfaction of his people in Gaza Strip with his performance. (PCPO)

August 27, 2014

[1.2 Domestic Politics](#) » [Performance Ratings](#)

### ► WEST ASIA

343-2 [A Less Gloomy Mood in Pakistan](#) (Click for Details)

(Pakistan) A new Pew Research Center survey of Pakistan suggests PM Nawaz Sharif draw on a significant base of public support. Sixty-four percent of Pakistanis have a favorable opinion of the Prime Minister, essentially unchanged from the 66% who expressed this view in a survey conducted weeks before his election victory last year. About a third (32%) give Sharif an unfavorable rating. (Pew Research Center)

August 27, 2014

[1.2 Domestic Politics](#) » [Performance Ratings](#)



## Euro Americas zone

► EAST EUROPE, WEST EUROPE; NORTH AMERICA; LATIN AMERICA & AUSTRALASIA

### ► EAST EUROPE

343-3 [Russia: Do We Need NGOs?](#) (Click for Details)

(Russia) Every third respondent thinks that there is no need for NGOs; every fifth thinks that NGOs should not be provided with governmental assistance. (VCIOM)

August 14, 2014

[4.4 Society](#) » [Civil Society](#)

343-4 [Russia: War In Donbass: What Moscow Wants](#) (Click for Details)

(Russia) Actions and statements of V. Putin related to the situation in Ukraine facilitate the peaceful settlement of the conflict, two-thirds of Russian say (63%). This stance is shared by the residents of million cities (75%),

and CPRF supporters (75%). Only 9% believe that presidential statements may intensify the conflict. Simultaneously, every fifth Russian (18%) says that the Putin's position does not have any impact on the situation in Ukraine. Those who think so are mainly residents of Moscow and St.Petersburg (30%), and respondents disapproving of the presidential decisions (30%). (VCIOM)

August 13, 2014

[2.5 Foreign Affairs & Security » Regional Conflicts/ Issues](#)

343-5 [Russia: Leave Or Stay?](#) (Click for Details)

(Russia) Despite economy's slowdown and the cooling of relations between Russia and western countries, emigration moods are not increasing. (VCIOM)

August 11, 2014

[4.8 Society » Immigration/Refugees](#)

[4.7 Society » Morality, Values & Customs / Lifestyle](#)



## ► WEST EUROPE

343-6 [Trust in information about the Independence Referendum](#) (Click for Details)

(UK) With just a few weeks to go until the referendum it is clear that many voters have found it difficult to access the information they need to make a decision about which way to vote. (Ipsos Mori)

August 27, 2014

[1.1 Domestic Politics » Elections](#)

343-7 [UK: Economist/Ipsos MORI August 2014 Issues Index](#) (Click for Details)

(UK) The August Economist/Ipsos MORI Issues Index shows that race/immigration continues to be seen as the most important issue facing Britain, marking the third month in a row that it has topped the list of concerns. This comes as ONS figures released today show a "significant increase" in net migration. It is mentioned by two fifths (38%) as among the most important issues facing Britain today, indeed for a fifth (21%) it is the single most important issue facing Britain today. (Ipsos Mori)

August 28, 2014

[4.8 Society » Immigration/Refugees](#)

[4.13 Society » Social Problems](#)

343-8 [UK: Cost not pain is the barrier to a dental check-up](#) (Click for Details)

(UK) A recent YouGov Reports publication has revealed that the most prominent reason people do not visit the dentist is not fear or nervousness as traditionally accepted, but price. (YouGov)

August 27, 2014

[4.11 Society » Health](#)



343-9 [UK: August Sees Consumer Confidence Increase By Three Points](#) (Click for Details)

(UK) GfK's UK Consumer Confidence Index has increased three points this month to 1. All five measures used to calculate the Index Score saw increases this month. (GfK)

August 29, 2014

[3.2 Economy » Consumer Confidence/Protection](#)

343-10 [Western Europe: Gains In The Technical Consumer Goods Market \(Multi-country survey\)](#) (Click for Details)

The Western European market for Technical Consumer Goods has increased by 1.1 percent in the second quarter of 2014, compared to the same quarter of 2013. This corresponds to a turnover of €44.9 billion. (GFK) August 28, 2014

[3.11 Economy](#) » [Science & Technology](#)

## ► NORTH AMERICA

343-11 [As New Dangers Loom, More Think the U.S. Does 'Too Little' to Solve World Problems](#) (Click for Details)

(USA) A large majority of Americans think the world is a more dangerous place than it was several years ago. And a terrorist group that was not even on the public's radar a year ago – the Islamic militants known as ISIS or ISIL – today ranks near the top of its list of U.S. security threats. (Pew Research Center)

August 28, 2014

[2.4 Foreign Affairs & Security](#) » [Terrorism](#)

[2.6 Foreign Affairs & Security](#) » [US image](#)

343-12 [Few Say Police Forces Nationally Do Well in Treating Races Equally](#) (Click for Details)

(USA) Amid continuing tensions over the police shooting of an unarmed teen in Ferguson, Mo., most Americans give relatively low marks to police departments around the country for holding officers accountable for misconduct, using the appropriate amount of force, and treating racial and ethnic groups equally. (Pew Research Center)

August 25, 2014

[4.3 Society](#) » [Ethnicity](#)



343-13 [Republicans Open Up Wider 'Expectations Gap' Ahead of Midterms](#) (Click for Details)

(USA) With just over two months before the midterm elections, Republican voters are widening the "expectations gap" with the Democrats. About six-in-ten (61%) Republican and GOP-leaning registered voters think their party will do better than in recent elections — roughly double the share of Democrats (32%) who feel similarly about their party's chances. (Pew Research Center)

August 26, 2014

[1.1 Domestic Politics](#) » [Elections](#)

[1.4 Domestic Politics](#) » [Political Parties](#)

343-14 [More Express Sympathy for Israel than the Palestinians](#) (Click for Details)

(USA) As a cease-fire ends more than seven weeks of fighting in Gaza, the public expresses more sympathy for Israel than the Palestinians in their ongoing dispute. (Pew Research Center)

August 28, 2014 [2.3 Foreign Affairs & Security](#) » [Palestine/ Israel Conflict](#)



343-15 [The "40-Hour" Workweek Is Actually Longer -- by Seven Hours](#) (Click for Details)

(USA) Adults employed full time in the U.S. report working an average of 47 hours per week, almost a full workday longer than what a standard five-day, 9-to-5 schedule entails. In fact, half of all full-time workers

indicate they typically work more than 40 hours, and nearly four in 10 say they work at least 50 hours. ([Gallup USA](#))

August 29, 2014

[4.7 Society » Morality, Values & Customs / Lifestyle](#)

343-16 [Americans Approve of Unions but Support "Right to Work"](#) ([Click for Details](#))

(USA) A slim majority of Americans, 53%, approve of labor unions, although approval remains on the low end of Gallup's nearly 80-year trend on this question. Approval has been as high as 75% in the 1950s. Currently, 38% disapprove of unions. ([Gallup USA](#))

August 28, 2014

[3.3 Economy » Employment Issues](#)



343-17 [Obama's "Strong Disapproval" Double His "Strong Approval"](#) ([Click for Details](#))

(USA) Americans are more than twice as likely to say they "strongly disapprove" (39%) of President Barack Obama's job performance as they are to say they "strongly approve" (17%). The percentage of Americans who strongly disapprove of Obama has increased over time, while the percentage who strongly approve has dropped by almost half. ([Gallup USA](#))

August 28, 2014

[1.2 Domestic Politics » Performance Ratings](#)

343-18 [Americans' Satisfaction With Education System Increases](#) ([Click for Details](#))

(USA) As students return to school in the U.S., 48% of Americans are "completely" or "somewhat satisfied" with the quality of kindergarten through high school education in the country, the highest Gallup has measured since 2004. For the first time since 2007, Americans are now about as likely to say they are satisfied as dissatisfied. ([Gallup USA](#))

August 28, 2014

[4.10 Society » Education](#)

343-19 [Republicans' "Thought" to 2014 Election Exceeds Democrats'](#) ([Click for Details](#))

(USA) One in three Americans (33%) say they have given "quite a lot" or "some" thought to the 2014 midterm election, up from 26% in April. Importantly, Republicans (42%) are much more engaged than Democrats (27%) in the election at this point. ([Gallup USA](#))

August 27, 2014

[1.1 Domestic Politics » Elections](#)

[1.4 Domestic Politics » Political Parties](#)

343-20 [Disapproval of Congress Linked to Higher Voter Turnout](#) ([Click for Details](#))

(USA) Americans' disenchantment with Congress may lead to higher voter turnout on Election Day this year. In the last five midterm elections, voter turnout has exceeded 40% when Congress' approval rating was low, but turnout was below 40% when Americans were more approving. ([Gallup USA](#))

August 25, 2014

[1.1 Domestic Politics » Elections](#)

[1.4 Domestic Politics » Political Parties](#)



## ▶ LATIN AMERICA

343-21 [Mexican President Peña Nieto's Ratings Slip with Economic Reform](#) (Click for Details)

(Mexico) Mexican President Enrique Peña Nieto has been praised internationally for his ambitious reforms of everything from the energy sector to education to telecommunications, but a new Pew Research Center survey in Mexico finds that domestically his positive image is faltering and a key component of his political agenda – economic reform – is decidedly unpopular. (Pew Research Center)

August 26, 2014

[1.2 Domestic Politics » Performance Ratings](#)

[1.3 Domestic Politics » Governance](#)



343-22 [Brazil: After sharp drop in 2013, Social Confidence Index stabilizes](#) (Click for Details)

(Brazil) After decline recorded in July 2013 - a period when the country was experiencing a wave of popular protests - the Index of Social Confidence (ICS), as measured by IBOPE Intelligence fluctuates positively; however, having not reached the same level as previous years. The general ICS rose 3 points to 53 already ICS - Institutions records 49 points this year (2 more), while the ICS - People and social groups mark 68 (positively having swung a point). (Ibope)

September 01, 2014

[1.2 Domestic Politics » Performance Ratings](#)

343-23 [Brazil: Consumer expectation retreats in August](#) (Click for Details)

(Brazil) The INEC shows worsening consumer sentiment in August. The index fell 1.1% compared with July and reverses part of the improvement observed in that month. The index lies below the 1.8% recorded in August 2013 and remains among the lowest values since March 2009, surpassing only the months of May and June 2014 Fall reinforces the pessimistic scenario of consumer expectations. (Ibope)

August 28, 2014

[3.2 Economy » Consumer Confidence/Protection](#)

## ▶ AUSTRALASIA

343-24 [New Zealand's biggest problems are Economic Issues \(41%\) while the World's most important problems are War & Terrorism \(35%\) just three weeks before NZ Election](#) (Click for Details)

(New Zealand) Just three weeks before NZ heads to a National Election, Economic issues (41%, down 3% since May 2014) are still clearly the most important problems facing New Zealand however the biggest problems facing the World today are War & Terrorism issues (35%, up a huge 15% since May) now ahead of Economic Issues for the first time ever according to the latest Roy Morgan Research conducted in July and August 2014. (Roy Morgan)

August 29 2014

[4.7 Society » Morality, Values & Customs / Lifestyle](#)



## ► MULTI-COUNTRY SURVEYS

343-25 [Nearly 3 in 10 Worldwide See Their Areas as Good for Gays](#) (Click for Details)

Nearly three in 10 adults (28%) across 123 countries in 2013 say their city or area is a "good place" for gay or lesbian people to live, but hospitable attitudes range widely from as high as 83% in the Netherlands to as low as 1% in Pakistan and Senegal. (Gallup USA)

August 27, 2014

[4.7 Society » Morality, Values & Customs / Lifestyle](#)

[4.5 Society » Gender Issues](#)

343-26 [E-Commerce: Evolution Or Revolution In The Fast-Moving Consumer Goods World?](#) (Click for Details)

Across the globe, shoppers are increasingly turning to the web to buy the things they need. Online shopping offers certain conveniences—from delivering your order right to your door to broad selection and low prices—that brick-and-mortar stores can't. But for certain categories, traditional retail stores still hold the cards. (Nielson)

August 26, 2014

[3.12 Economy » IT & Telecom](#)

[3.6 Economy » Economic Globalization](#)



## ► CYBER WORLD

343-27 [Tablet vs PC: nearly 1 in 2 Australians now have both computers—so which is used for what?](#) (Click for Details)

(Australia) 9.3m Australians 14+ (48%) now have a tablet computer in the household—but just about all tablet owners (99.7%) also have a personal computer, on top of either a desk or lap. So with two home computing options available, what online activities are we doing on which? (Roy Morgan)

August 28 2014

[3.11 Economy » Science & Technology](#)

[4.7 Society » Morality, Values & Customs / Lifestyle](#)

343-28 [Social Media and the 'Spiral of Silence'](#) (Click for Details)

(USA) The survey reported in this report sought people's opinions about the Snowden leaks, their willingness to talk about the revelations in various in-person and online settings, and their perceptions of the views of those around them in a variety of online and off-line contexts. (Pew Research Center)

August 26, 2014

[3.11 Economy » Science & Technology](#)

[4.7 Society » Morality, Values & Customs / Lifestyle](#)



## Topic of the week:

### **Brazil: After Sharp Drop in 2013, Social Confidence Index Stabilizes**

► This page is devoted to opinions of countries whose polling activity is generally not known very widely or where a recent topical issue requires special attention.

September 01, 2014

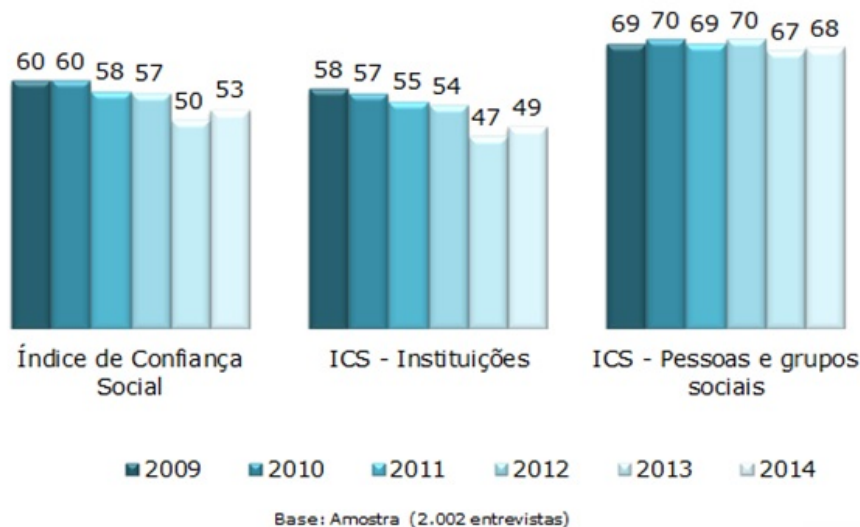
#### **Confidence in the president and the federal government vary positively, but not return to 2012 level**



After decline recorded in July 2013 - a period when the country was experiencing a wave of popular protests - the Index of Social Confidence (ICS), as measured by IBOPE Intelligence fluctuates positively; however, having not reached the same level as previous years. The general ICS rose 3 points to 53 already ICS - Institutions records 49 points this year (2 more), while the ICS - People and social groups mark 68 (positively having swung a point).



The 18 institutions evaluated in ICS seek to represent different sectors of Brazilian society, both the public and private sectors, and civil society. The results of new research indicate a slight increase in confidence, and there is positive bias for the 13 institutions evaluated.

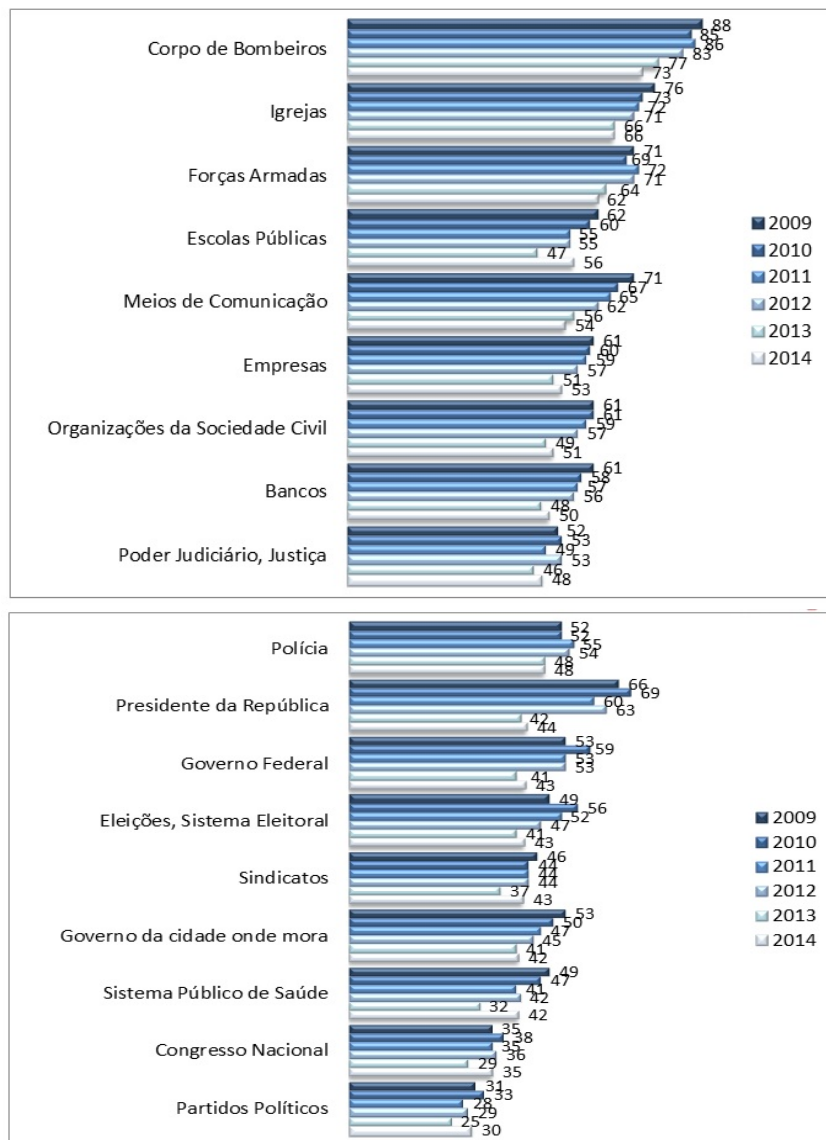


The Fire Department, which occupies the first position since 2009, following in the top rankings; however, records the biggest drop among institutions over the previous year, from 77 to 73 points. Already the public schools (which occupy 4th place and ranged from 47 to 56 points) and the public health system (from 32 to



42, in 16th place) are the institutions that register the greatest evolution in public confidence, returning to the same level confidence observed in 2012. Unions also had a significant increase over the previous year, ranging from 37 to 43 points and returning to the level of two years earlier (remaining, however, among the last institutions in the ranking).

Specifically in relation to political institutions, confidence in the president varies from 42 to 44 points (on a scale from 0 to 100), remaining in 11th place. The federal government spends from 41 to 43 points and ranks 12th in the ranking, the same variation obtained by the electoral system. Important to note that although there was some recovery of confidence in these institutions over the previous year, their indexes are lower than the levels observed in 2012 - when the rates were respectively 63, 53 and 47 have the Congress and parties politicians, following the penultimate and last post, but with increased points in 6:05 scale, respectively, both returning to the level of 2012.



Disclaimer: Gilani's Gallopedia is a not for profit activity and every effort has been made to give attribution to respective polling organizations. All material presented here is available elsewhere as public information. Readers may please visit the original source for further details. Gilani Research foundation does not bear any responsibility for accuracy of data or the methods and does not claim any proprietary rights benefits or responsibilities thereof.

Another measure of the ICS is public trust in people and society in general. This year, trust in family members negatively oscillates from 90 to 87 points. Friends, neighbors and Brazilians, in general, reach two points more compared to 2013, with 69, 59 and 58 points, respectively.

Instituições/ Grupos Sociais	TOTAL	SEXO		IDADE				CLASSE			REGIÃO				RELIGIÃO			
		Masc.	Fem.	16-24	25-29	30-39	40-49	50 e mais	A/B	C	D/E	Norte/ Centro- Oeste	Nor- deste	Su- deste	Sul	Cató- lica	Evan- gética	Outras
• Corpo de Bombeiros	73	73	73	72	70	74	72	76	76	72	74	73	67	77	73	75	74	70
• Igrejas	66	64	68	68	62	64	64	69	65	65	72	71	66	64	68	67	71	62
• Forças armadas	62	63	62	62	59	61	62	65	66	61	62	63	62	64	60	64	63	58
• Escolas públicas	56	57	55	56	53	56	55	58	55	55	60	60	54	55	57	57	55	54
• Meios de Comunicação	54	54	53	54	51	52	53	56	54	52	57	57	53	53	54	55	52	51
• Empresas	53	53	52	54	50	52	52	54	56	51	53	53	51	53	54	54	55	49
• Organizações da Sociedade Civil, como ONGs, Associações de Moradores, Movimentos Sociais, etc.	51	51	51	52	47	49	52	52	53	49	52	52	47	53	52	52	53	48
• Bancos	50	51	49	52	47	49	50	50	52	48	51	53	49	48	53	51	47	48
• Poder Judiciário, Justiça	48	49	48	48	44	47	48	51	51	46	51	53	47	49	45	50	45	45
• Polícia	48	48	48	49	44	44	48	51	50	46	49	48	48	47	51	50	45	44
• Presidente da República	44	45	43	41	37	40	44	49	41	43	52	49	47	39	46	45	41	40
• Governo Federal	43	44	42	41	39	41	45	47	42	43	48	47	45	40	46	45	42	39
• Eleições, Sistema Eleitoral	43	44	42	43	39	43	42	45	46	41	44	46	42	42	45	44	40	41
• Sindicatos	43	42	43	43	40	42	43	44	44	42	44	46	41	41	48	44	41	41
• Governo da cidade onde mora	42	42	41	40	39	39	43	45	43	41	43	38	41	41	48	43	43	39
• Sistema Público de Saúde	42	43	41	43	40	40	41	43	41	41	45	44	42	39	46	43	40	39
• Congresso Nacional	35	35	35	37	30	33	36	37	33	35	40	40	37	32	37	36	33	34
• Partidos Políticos	30	30	30	30	28	28	31	32	30	30	30	29	28	29	37	31	28	29
<b>Índice Instituições</b>	<b>49</b>	<b>49</b>	<b>49</b>	<b>49</b>	<b>45</b>	<b>48</b>	<b>49</b>	<b>51</b>	<b>50</b>	<b>48</b>	<b>52</b>	<b>51</b>	<b>48</b>	<b>48</b>	<b>51</b>	<b>50</b>	<b>48</b>	<b>46</b>
• Pessoas da família	87	87	86	88	86	85	87	88	89	85	86	86	87	86	88	88	87	84
• Amigos	69	70	69	69	68	68	70	71	73	68	67	66	65	71	75	70	68	68
• Vizinhos	59	60	59	55	51	56	61	65	61	58	60	58	57	58	67	59	59	58
• Brasileiros de modo geral	58	59	57	55	53	56	59	62	60	57	58	55	55	58	63	59	57	56
<b>Índice Pessoas e Grupos Sociais</b>	<b>68</b>	<b>69</b>	<b>68</b>	<b>67</b>	<b>64</b>	<b>66</b>	<b>69</b>	<b>71</b>	<b>71</b>	<b>67</b>	<b>68</b>	<b>67</b>	<b>66</b>	<b>68</b>	<b>74</b>	<b>69</b>	<b>68</b>	<b>67</b>
<b>INDICE GERAL</b>	<b>53</b>	<b>53</b>	<b>52</b>	<b>53</b>	<b>49</b>	<b>51</b>	<b>53</b>	<b>55</b>	<b>54</b>	<b>51</b>	<b>55</b>	<b>54</b>	<b>52</b>	<b>52</b>	<b>55</b>	<b>54</b>	<b>52</b>	<b>50</b>

Source: <http://www.ibope.com.br/pt-br/noticias/Paginas/Após-queda-acentuada-em-2013,Indice-de-Confianca-Social-se-estabiliza.aspx>

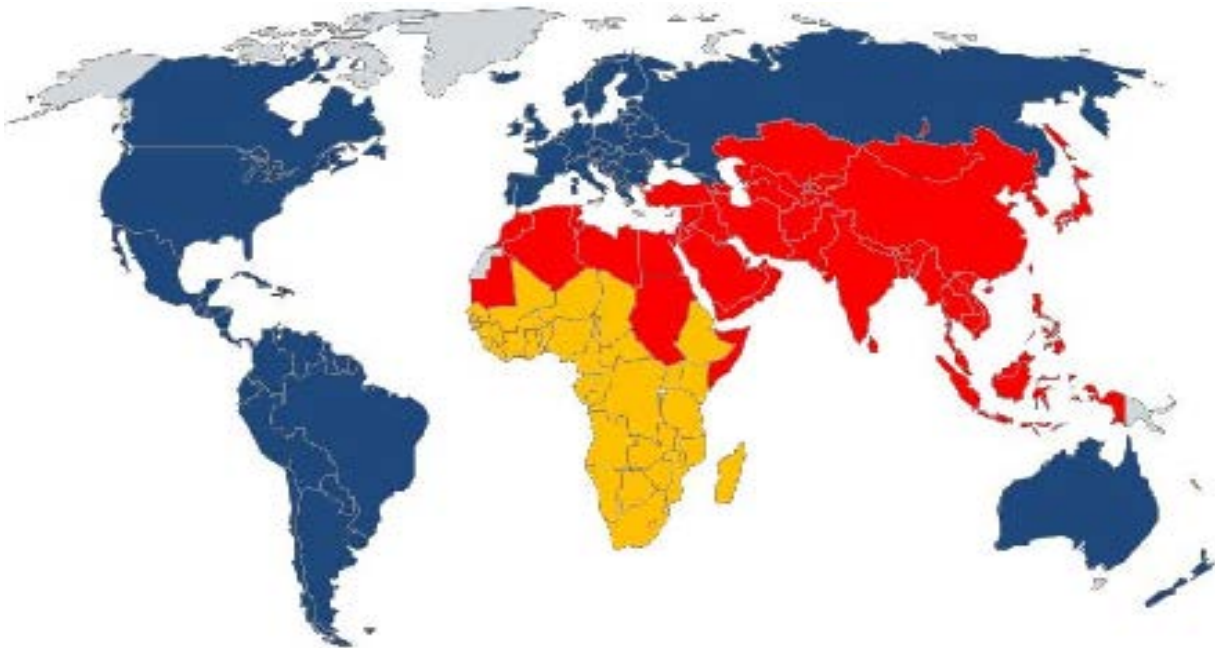
## Gilani's Gallopedia (2007-2014)

### A Quantitative Analysis

A quantitative analysis of global polls monitored during the 5 year period January 2007 – January 2014

#### KEY STATISTICS

- 1- Number of Surveys (*a selection on key political and social issues*):  $\approx$  6,805 polls during the period 2007-2014
- 2- Subjects of Interest (*we have made a list of 125 subjects, further grouped into 9 broad categories, namely: **Governance, Globalization** (inclusive of global economic issues) **Global Conflicts** (conflict zones), **Global leaders** (USA and Emerging powers), **Global Environment, Family, Religion, and other miscellaneous***)
- 3- Number of **countries** covered by one or more surveys:  $\approx$  178 during the period 2007-2014
- 4- Number **polling organizations** whose polls have been cited:  $\approx$  358 during the period 2007-2014



Page 11 of 11

**Disclaimer:** Gilani's Gallopedia is a not for profit activity and every effort has been made to give attribution to respective polling organizations. All material presented here is available elsewhere as public information. Readers may please visit the original source for further details. Gilani Research foundation does not bear any responsibility for accuracy of data or the methods and does not claim any proprietary rights benefits or responsibilities thereof.

\***Archives:** Gilani's Gallopedia has been compiled on a weekly basis since January 2007. Previous material is available upon request. Please contact [sara.salam@gilanifoundation.com](mailto:sara.salam@gilanifoundation.com)