

Gilani's Gallopedia©

# Gallopedia

From Gilani Research Foundation April 2010, issue # 114\*

Compiled on a weekly basis since January 2007

Gilani's Gallopedia is a weekly Digest of Opinions in a globalized world - one window on global opinion polling compiled by Gilani Research Foundation

## Who are we?

**Gilani's Gallopedia** is a weekly digest of opinions in a globalized world. It provides a one window access to Global Opinion Polls on a weekly basis. It is produced by a team of researchers led by Dr. Ijaz Shafi Gilani, and is a not for profit public service. It is co-edited by Mohammad Zubair and Rushna Shahid.

Gilani's Gallopedia is in a way the 'wikipedia' for global polling. We plan to make it an interactive platform where you are both *reader* and *contributor*. ❖

### Contact Details:

Rushna Shahid  
Research Executive  
Gilani Research Foundation  
Email: [rushna.shahid@gilanifoundation.com](mailto:rushna.shahid@gilanifoundation.com)



## INSIDE THIS ISSUE

THIS WEEK'S REPORT CONSISTS OF **17** NATIONAL SURVEYS AND **1** MULTI COUNTRY POLL. **5** POLLING ORGANIZATIONS HAVE BEEN REPRESENTED.

Pg 2 **Asia** zone *this week-*  
1 single country polls



**Africa** zone this week –  
*Nil*



Pg 2 **Euro Americas** zone  
*this week- 16* single country  
polls & **1** Multi country poll



Pg 5 Country of the week- HUNGARY



Countries represented in blue  
Polling organizations represented in pink

*For reference to source of each poll clicks to detail are provided in the text*



## Asia zone

▶ MIDDLE EAST & NORTH AFRICA; WEST ASIA; SOUTH ASIA; NORTH ASIA; EAST ASIA

Distribution of polls in **ASIA zone**- 1 national poll covering:

### ▶ NORTHEAST ASIA

Politics » Governance

**Over Half of Japanese Disappointed with Government** (Click For Details)

People in [Japan](#) continue to grow dissatisfied with the government led by Prime Minister Yukio Hatoyama, according to a poll by [Nikkei](#). **57 %** of respondents disapprove of Hatoyama's cabinet, up eight points since February.

April 08, 2010



## Euro Americas zone

▶ WEST EUROPE; EAST EUROPE; NORTH AMERICA; LATIN AMERICA; AUSTRALASIA



Distribution of polls in **EURO-AMERICAS zone**-19 national polls covering:

### ▶ WEST EUROPE



## EUROPE

Economy » Economic Perceptions

**Britons Despondent About Economy as Election Nears** (Click For Details)

Many adults in [Britain](#) believe the country has not rebounded from the global financial crisis, according to a poll by [Angus Reid Public Opinion](#). **83 %** of respondents rate the economic conditions in the United Kingdom as poor or very poor.

April 06, 2010

Politics » Elections

**British Tories Start Campaign with 11-Point Lead** (Click For Details)

[Britain's](#) Conservative Party holds a comfortable lead over Labour as the electoral campaign begins, according to a poll by [Angus Reid Public Opinion](#). **37 %** of respondents would vote for the Tories in the May ballot, down one point since early April.

April 10, 2010

Politics » Approval Ratings

**Sarkozy's Popularity Slides Further in France** (Click For Details)

Just over a third of people in [France](#) are still satisfied with Nicolas Sarkozy, according to a poll by [LH2](#).

**35%** of respondents have a positive opinion of the president, down four points since February.

April 09, 2010



## AMERICAS



### ► NORTH AMERICA

Society » Environment

**Green Behaviors Common in U.S., but Not Increasing** (Click For Details)

**Americans** are today no more environmentally friendly in their actions than they were at the turn of the century. While more than **3 in 4** recycle, have reduced household energy use, and buy environmentally friendly products, these numbers have barely budged since 2000. **Gallup USA.**

April 9, 2010

Politics » Approval Ratings

**Democratic Party Image Drops to Record Low** (Click For Details)

**Americans'** favorable rating of the Democratic Party dropped to **41%** in a late March **USA Today/Gallup poll**, the lowest point in the 18-year history of this measure. Favorable impressions of the Republican Party are now at **42%**, thus closing the gap between the two parties' images that has prevailed for the past 4 years.

April 8, 2010

Politics » Economy

**Voters Rate Economy as Top Issue for 2010** (Click For Details)

**57 %** of registered **American** voters say the economy will be extremely important to their vote for Congress this year, making it the top issue in the 2010 elections. Healthcare, unemployment, and the federal budget deficit rank behind the economy in importance, with the environment the least important of the seven issues tested in the March 26-28 **USA Today/Gallup poll**.

April 8, 2010

Politics » Approval Ratings

**Voters Issue Strong Rebuke of Incumbents in Congress** (Click For Details)

A record-low percentage of **U.S.** voters, **28 %**, say most members of Congress deserve to be re-elected. The previous low was 29% in October 1992. **Gallup USA.**

April 7, 2010

Politics » Approval Ratings

**Parties Even in Congressional Midterm Preferences** (Click For Details)

**Gallup** Daily tracking for the week ending April 4 in the **USA** finds the two major parties tied at **46%** in the congressional voting preferences of registered voters nationally. In the two weeks since Congress passed healthcare reform on March 21, Democrats have tied or trailed the Republicans, after having at least a slight advantage in the weeks prior.

April 7, 2010

Economy » Health

**U.S. Birth Rate Decline Linked to Recession** (Click For Details)

Birth rates in the **United States** began to decline in 2008 after rising to their highest level in two decades, and the decrease appears to be linked to the recession, according to a **Pew Research Center** analysis of state fertility and economic data.

April 6, 2010

## Economy » Financial Crisis

**Most Support Stronger Regulations on Big Banks, Taxing Them to Pay Back Bailouts** (Click For Details)

In [America](#) legislative proposals to regulate financial institutions and limit their size have the support of a majority of likely voters, including **55%** who favor a tax on large banks to cover any government losses from bailouts. [Gallup USA](#).

April 08, 2010

## Economy » Economic Perceptions

**Americans' Confidence in Banks Remains at Historical Low** (Click For Details)

As the Senate considers financial reform legislation, a new Gallup poll shows that [Americans'](#) confidence in banks has not returned on Main Street as it has on Wall Street. The percentage of Americans saying they have a "great deal" or "quite a lot" of confidence in U.S. banks is now **20%** -- not much different from the **18%** of a year ago or the **22%** of last summer. Four in 10 Americans currently say they have "very little" confidence in U.S. financial institutions. [Gallup USA](#).

April 6, 2010

## Society » Environment

**Americans Prioritize Energy over Environment for First Time** (Click For Details)

[Americans](#) are more likely to say the U.S. should prioritize development of energy supplies than to say it should prioritize protecting the environment, the first time more have favored energy production over environmental protection in this question's 10-year history. [Gallup USA](#).

April 6, 2010

## Economy » Economic Perceptions

**U.S. Job Creation Improves in the West in March** (Click For Details)

Gallup's [US Job Creation Index](#) -- based on 16,778 U.S. employees' self-reports of hiring and firing activity at their workplaces -- shows that employees' perceptions of current job market conditions nationwide were essentially unchanged in March. Twenty-six percent report that their companies are hiring, while **24%** say their companies are letting people go. [Gallup USA](#).

April 2, 2010

## Society » Transport/Communication

**Half of Americans Back High-Speed Railways** (Click For Details)

Many adults in the [United States](#) are in favor of a proposal to create ten regional high-speed rail corridors in the country, according to a poll by [Angus Reid Global Monitor](#). **49 %** of respondents support this idea, while **26 %** oppose it.

April 08, 2010

## Politics » Governance

**Canadians Content with Governor General Jean** (Click For Details)

Many adults in [Canada](#) are satisfied with the performance of their governor general, according to a poll by [Angus Reid Public Opinion](#). **57 %** of respondents approve of the way Michaëlle Jean has handled her duties, while **26 %** disapprove.

April 05, 2010

► **LATIN AMERICA**

## Society » Crime

**Majority in Mexico Share Neighborhoods with Gangs** (Click For Details)

Nearly three years after Mexico launched its war against the drug cartels, Gallup data show drug traffickers and gangs remain entrenched in many neighborhoods -- particularly in Mexico's northern and central regions. More than half of Mexicans surveyed in August 2009 said gangs are present in their vicinity and 43% said drug trafficking takes place there.

April 9, 2010

**MULTI-COUNTRY POLL**

Politics » Political Institutions

**Hungary Dissatisfied with Democracy, but Not its Ideals- Comparisons within Europe** (Click For Details)

With parliamentary elections approaching, Hungarians are in a funk. Nearly unanimously, they say the economy is in bad shape, and a stunning 72% say most Hungarians are actually worse off now economically than they were under communism. But Hungary's malaise is not all about economics -- most are frustrated with politics too. Overwhelmingly, Hungarians are dissatisfied with the way democracy is working and discontent with political elites, with about three-in-four saying political corruption is a major problem. Pew Global Attitudes Project

April 7, 2010 §



**COUNTRY of the week- HUNGARY**

► This page is devoted to opinions of countries whose polling activity is generally not known very widely or where a recent topical issue requires special attention .

**State of Democracy in Hungary**

At the eve of 2010 parliamentary elections in Hungary, surveys show the Hungarians disappointment at the state of democracy in their country. Hungarians were among the earliest and most enthusiastic nations to endorse the shift from communism to free market economy and democracy. Twenty years down the line today their perceptions of both the free market economy and democracy the way they experienced it are dismal.<sup>1</sup>



**How Important Are Democratic Institutions and Freedoms?**

	Fair		% Very important		Free speech	Civilian control of military	MEDIAN
	judiciary	Multiparty elections	Free media	Free religion			
	%	%	%	%	%	%	
Hungary	79	<b>70</b>	59	<b>66</b>	<b>65</b>	<b>36</b>	<b>66</b>
Bulgaria	<b>81</b>	61	61	58	58	27	60
Czech Rep.	78	57	<b>66</b>	46	47	<b>36</b>	52
Poland	64	51	52	62	50	29	52
Ukraine	67	53	49	51	43	30	50
Lithuania	59	39	50	47	38	20	43
Slovakia	57	43	42	47	39	21	43
Russia	69	41	37	47	37	27	39

Among the Central and East European countries they are the most dissatisfied nation with democratic institutions and practice. Similarly in a comparative perspective they have

<sup>1</sup> <http://pewresearch.org/pubs/1554/hungary-economic-discontent-democracy-communism>

the most disappointing image of free market economy today as opposed to the enthusiastic demonstrated two decades ago. They feel they are worse off today than they were under communism. But does this indicate that they are rejecting *democracy and free market economy*?

**A Democracy Gap**  
Democratic values...

	Are very important	Describe our country very well	Diff.
<b>MEDIAN</b>	%	%	
Hungary	66	17	-49
Bulgaria	60	15	-45
Ukraine	50	12	-38
Poland	52	21	-31
Czech Rep.	52	22	-30
Lithuania	43	14	-29
Slovakia	43	18	-25
Russia	39	18	-21

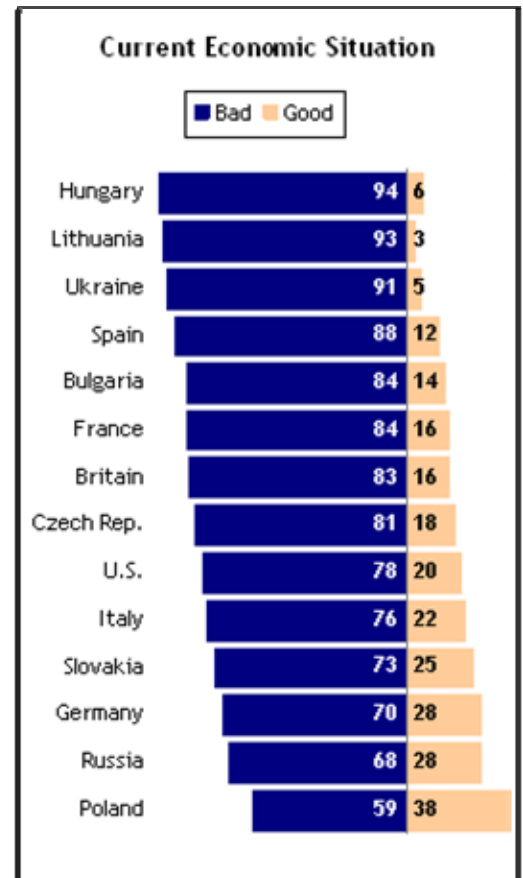
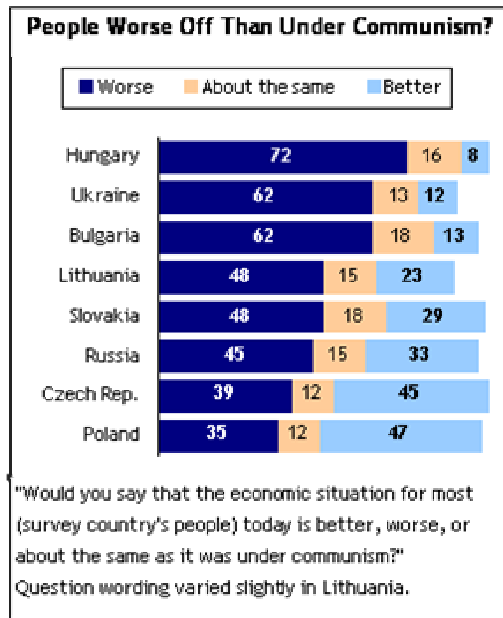
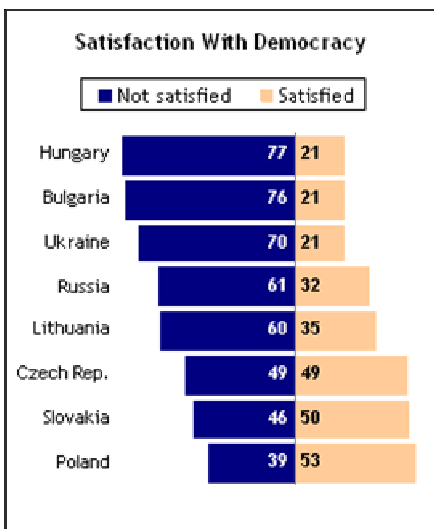
**Hungarians** still highly admire the basic principles of *democracy*. They believe it is imperative to have *multiparty elections, free speech, religious freedom, and civilian control* of military in the country. But such values are lacking in their system. Thus they have the spirit to support democracy but suffer from disfunctional democratic institutions in their county, the actual source of their disapproval.

The survey findings bring attention to two significant issues. A strained *ethnic and religious* relation within **Hungary** is one of the problems that the nation is facing. A high majority of **Hungarians** (69%) have an unfavorable view of *Roma* one of the key ethnic minorities. Similarly a sizable number of **Hungarians** (33 % & 29%) have an unfavorable view of

*Romanians* and *Jews* respectively.<sup>2</sup> This reflects a problem that is quite common in *African* or *Asian* democracies. The same survey also discovers that **Hungary** is no exception in the region facing problems of corruption. Over **seven** in **ten** states identify corruption as the nation's most malicious problem.

**Hungry** as a 'democracy' that is just two decades old, with its eyes set on the Euro bloc membership, is it too ambitious a task to set right institutions and nurture a democratic culture in a short period of time?

SOURCE: *Pew Research Centre*



<sup>2</sup> <http://pewglobal.org/reports/display.php?ReportID=267>

## Gilani's Gallopedia (2007-09)

### A Quantitative Analysis

A quantitative analysis of global polls monitored during the 3 year period January 2007 – December 2009

#### KEY STATISTICS

- 1- Number of Surveys (a selection on key political and social issues):  $\approx$  2,000 polls during the period 2007-09
- 2- Number of questions:  $\approx$  25,000 during the period 2007-09
- 3- Subjects of Interest (we have made a list of 125 subjects, further grouped into 9 broad categories, namely: **Governance**, **Globalization** (inclusive of global economic issues) **Global Conflicts** (conflict zones), **Global leaders** (USA and Emerging powers), **Global Environment**, **Family**, **Religion**, and other miscellaneous
- 4- Number of **countries** covered by one or more surveys:  $\approx$  150 during the period 2007-09
- 5- Number **polling organizations** whose polls have been cited:  $\approx$  100 during the period 2007-09

