

Gallopedia

From **Gilani Research Foundation**

March 2012, issue # **212***

Compiled on a weekly basis since January 2007

Gilani's Gallopedia is a weekly Digest of Opinions in a globalized world - one window on global opinion polling compiled by Gilani Research Foundation

Who are we?

Gilani's Gallopedia is a weekly digest of opinions in a globalized world. It provides a one window access to Global Opinion Polls on a weekly basis. It is produced by a team of researchers led by Dr. Ijaz Shafi Gilani, and is a not for profit public service. It is co-edited by Mohammad Zubair and Sara Salam.

Gilani's Gallopedia is in a way the 'wikipedia' for global polling. We plan to make it an interactive platform where you are both *reader* and *contributor*. ❖

Contact Details:

Sara Salam
Assistant Manager
Gilani Research Foundation
Email: sara.salam@gilanifoundation.com



Topic of the week: (Click for details)

INSIDE THIS ISSUE

THIS WEEK'S REPORT CONSISTS OF **32** NATIONAL & MULTI COUNTRY SURVEYS. **11** POLLING ORGANIZATIONS HAVE BEEN REPRESENTED.

Pg **2** **Asia** zone
this week- **01** national poll



Pg **2** **Africa** zone
this week- **02** national polls



Pg **3** **Euro Americas** zone
this week- **24** national polls



Cyber Polls- 05 Polls



Pg **9** **Topic of the week-**
Australia's First-Ever National Multi-Screen Report Reveals Evolution in TV Viewing



Countries represented in blue, Polling organizations represented in pink. For reference to source of each poll clicks to detail are provided in the text



Asia zone

► MIDDLE EAST & NORTH AFRICA; WEST ASIA; SOUTH ASIA; NORTH ASIA; EAST ASIA

► MIDDLE EAST & NORTH AFRICA

212-1 **Fewer Feel Safe in Several Arab Spring Countries (Multi-country survey)** (Click for Details)

Residents in several Arab countries affected by uprisings feel less safe now than they did before those uprisings took place. Egyptians feel the least secure, with the percentage who say they feel safe walking alone at night in the city or area where they live dropping to 47% in 2011 from 82% in 2010. Perceived safety also decreased substantially over the same period in Tunisia and Bahrain, while differences in attitudes in Yemen are not significant. (Gallup USA)



February 23, 2012

2.5 Foreign Affairs & Security » Regional Conflicts/ Issues

2.7 Foreign Affairs & Security » Muslim World



Africa zone

► WEST AFRICA; EAST AFRICA; CENTRAL AFRICA; SOUTHERN AFRICA

► SUB-SAHARAN AFRICA

212-2 **South African Government Does Not Impress in Its Control of Cost of Living** (Click for Details)

(South Africa) A recent survey shows that less than four in every ten (38%) adult South Africans believe that the government is doing “very well” or “fairly well” in its efforts to control the cost of living in the country. (Ipsos South Africa)

February 21, 2012

3.4 Economy » Inflation

212-3 **South Africa Shows Greatest Improvement In Global Economic Assessment of its Economy (Multi-country survey)** (Click for Details)

(South Africa) National economic assessments are up on the global aggregate level and in every region. This is the first time since April 2010 that all geographic regions included in the survey have displayed an improvement in economic outlook. South Africans have shown the greatest improvement, with 42% of respondents saying that the outlook of our economy is “good”. This is up from 32% at the last reading. Mexico on the other hand, showed the greatest decline in from 30% rating their



economy as “good” to 24%. (Ipsos Global)

February 21, 2012

3.1 Economy » Perceptions on Performance/ Well-Being



Euro Americas zone

► EAST EUROPE; WEST EUROPE; NORTH AMERICA;
LATIN AMERICA & AUSTRALASIA

EUROPE

► EAST EUROPE

212-4 **Putin's Migration Policy: Public Assessment** (Click for Details)

(Russia) Russians positively assess the policies of V. Putin concerning interethnic relations and migration issues. The most appreciated idea is the initiative to predict the growth of isolated ethnic enclaves (79%). (Russian Public Opinion Research Center)

February 01, 2012

1.2 Domestic Politics » Performance Ratings

1.3 Domestic Politics » Governance



► WEST EUROPE

212-5 **62% Britons Oppose Idea Of Universities Giving State School Students Lower Entry Requirements** (Click for Details)

(Britain) Almost two thirds of the British public opposes the idea of universities giving students from underperforming schools lower entry requirements than applicants from higher performing private schools, our poll shows, while a similar majority believe that when it comes to selecting applicants, universities should not have to take into account the social background of students and the type of school they attended. (Yougov)

February 24 2012

4.10 Society » Education

212-6 **Britons Remain Unconvinced By Anti-Social Behaviour Orders** (Click for Details)

(Britain) More than a decade after their introduction, the Anti-Social Behaviour Orders (ASBOs) are regarded by many people in Britain as an unproductive instrument, a new Angus Reid Public Opinion poll has found. Fewer than one-in-ten respondents believe the ASBOs have been successful in curbing anti-social behaviour in the UK. (Angus Reid)

February 24 2012

4.4 Society » Civil Society

AMERICAS

► NORTH AMERICA

212-7 **Americans Divided on Repeal of 2010 Healthcare Law** (Click for Details)

(USA) Americans divide evenly when asked if they favor (47%) or oppose (44%) a Republican president's repealing the 2010 healthcare law if elected this November. Republicans overwhelmingly favor repeal (87%) and



Democrats overwhelmingly oppose it (77%). However, Republicans hold their views much more intensely than Democrats, with 56% of Republicans strongly favoring repeal and 39% of Democrats strongly opposing it. ([Gallup USA](#))

February 27, 2012

[4.11 Society » Health](#)

[4.13 Society » Social Problems](#)

212-8 **Contraception Debate Divides Americans, Including Women** ([Click for Details](#))

([USA](#)) Americans have paid fairly close attention to the news about whether religious-based employers should have to provide contraception coverage for employees as part of their health plans. When asked what they think about the issue, 48% of all Americans say they sympathize more with the views of religious leaders, while 45% sympathize more with the Obama administration. The views of men and women are nearly identical. ([Gallup USA](#))

February 24, 2012

[4.2 Society » Family](#)



212-9 **Auto Bailout Now Backed, Stimulus Divisive** ([Click for Details](#))

Public support for government loans to major U.S. automakers has increased sharply since 2009. Opinions are far less positive, however, about two other major initiatives to bolster the economy – the 2008 bank bailout and the 2009 stimulus plan. ([Pew Research Center](#))

February 23, 2012

[3.9 Economy » Financial systems & Institutions](#)

212-10 **Half Say Obama Too Liberal, but 47% Agree With Him on Issues** ([Click for Details](#))

A slim majority of Americans, 51%, say Barack Obama's political views are "too liberal," a greater percentage than believe either of his main Republican challengers -- Rick Santorum (38%) or Mitt Romney (33%) -- is "too conservative." Americans are about equally as likely to say the views of Romney and Santorum are too conservative as "about right." Slightly more say Romney's views are too liberal than say this about Santorum.

([Pew Research Center](#))

February 24, 2012

[1.3 Domestic Politics » Governance](#)



212-11 **Obama's Favorable Rating Higher Than GOP Candidates'** ([Click for Details](#))

More Americans have a favorable opinion of President Barack Obama than of any of the four Republican presidential candidates, although Obama also has a relatively high unfavorable rating. Ron Paul, Mitt Romney, and Rick Santorum have about equal favorable ratings, but Santorum and Paul are less well known than Romney. Newt Gingrich's image is the most negative. ([Gallup USA](#))

February 23, 2012

[1.2 Domestic Politics » Performance Ratings](#)

212-12 Hawaii Still No. 1 in Wellbeing, West Virginia Stuck in Last [\(Click for Details\)](#)

Hawaii residents had the highest wellbeing in the nation in 2011 with a Gallup-Healthways Well-Being Index score of 70.2, maintaining that state's No. 1 status for a third consecutive year. North Dakota, Minnesota, Utah, and Alaska rounded out the top five states. West Virginia residents had the lowest wellbeing, with a score of 62.3, slightly improved from 61.7 in 2010. ([Gallup USA](#))

February 27, 2012

[3.1 Economy » Perceptions on Performance/ Well-Being](#)


212-13 Republicans, Democrats Differ Over U.S. Automaker Bailout [\(Click for Details\)](#)

Americans are more likely to disapprove than approve of the federal government's bailout of U.S. automakers that were in danger of failing three years ago, by 51% to 44%. While 63% of Democrats approve, 73% of Republicans disapprove. Independents are more evenly split, with 45% approving and 50% disapproving. ([Gallup USA](#))

February 23, 2012

[3.9 Economy » Financial systems & Institutions](#)

[4.4 Society » Civil Society](#)

**212-14 Romney, Santorum Closely Matched Against Obama Nationally** [\(Click for Details\)](#)

([USA](#)) U.S. registered voters are closely divided in their 2012 presidential election preferences between Barack Obama and Mitt Romney, and between Obama and Rick Santorum. Romney is slightly ahead of Obama, 50% to 46%, while Obama edges Santorum, 49% to 48%, but neither of these differences is statistically significant. ([Gallup USA](#))

February 23, 2012

[1.1 Domestic Politics » Elections](#)

[1.2 Domestic Politics » Performance Ratings](#)

212-15 Santorum Soaring in the Midwest and With Weekly Churchgoers [\(Click for Details\)](#)

Rick Santorum goes into Wednesday night's Republican presidential debate in Arizona enjoying an eight-percentage-point lead over Mitt Romney in national Republican registered voter preferences for the GOP nomination, 35% to 27%. Santorum held an identical lead in the latest full week of Gallup Daily tracking, from Feb. 13-19, and according to those data, his biggest advantages over Romney -- of 18 points or better -- are among Midwesterners, weekly churchgoers, and political conservatives. ([Gallup USA](#))

February 22, 2012

[1.1 Domestic Politics » Elections](#)

[1.2 Domestic Politics » Performance Ratings](#)

**212-16 More U.S. Small Businesses Plan to Increase Capital Spending** [\(Click for Details\)](#)

The proportion of U.S. small-business owners who plan to increase their company's capital spending over the next 12 months (28%) is the highest in four years, according to the Wells Fargo/Gallup Small Business Index. The positive gap of five points between the percentage of small businesses expecting to increase and the

percentage expecting to decrease their capital spending allocations is also the highest since January 2008. (Gallup USA)

February 22, 2012

[3.8 Economy » Enterprise/ Investments](#)


212-17 **Republicans Want a Nominee Pre-Convention** (Click for Details)

Republicans by a better than 2-to-1 margin would prefer that one of the four remaining GOP presidential candidates win enough delegates in the primaries and caucuses to secure the nomination, rather than having a brokered convention that could then choose another person to be the party's presidential nominee. (Gallup USA)

February 21, 2012

[1.1 Domestic Politics » Elections](#)

[1.4 Domestic Politics » Political Parties](#)



212-18 **U.S. Economic Confidence Retreats Slightly in Mid-February** (Click for Details)

Americans' confidence in the U.S. economy retreated slightly in the week ending Feb. 19, but remains better than January's average and significantly improved over late 2011 levels. The Gallup Economic Confidence Index averaged -23 last week, down from -20 the week prior. (Gallup USA)

February 21, 2012

[3.2 Economy » Consumer Confidence/Protection](#)



212-19 **Americans Still Rate Iran Top U.S. Enemy** (Click for Details)

Americans most frequently mention Iran when asked to name the country they consider to be the United States' greatest enemy, and the 32% who do so is up from 25% in 2011. China is second on the list, with significantly fewer Americans mentioning North Korea, Afghanistan, and Iraq -- the countries that round out the top five. (Gallup USA)

February 20, 2012

[2.5 Foreign Affairs & Security » Regional Conflicts/ Issues](#)

212-20 **Half of Voters Say US Economy Better Than A Year Ago; Still Split on Personal Situations** (Click for Details)

(USA) Nearly one-half of likely voters say the current state of the national economy is better than it was a year ago. As for their personal financial situation, responses are split, with nearly equal numbers saying their conditions are either better, worse or unchanged, a new IBOPE Zogby survey finds. (IBOPE Zogby)

February 24, 2012

[3.1 Economy » Perceptions on Performance/ Well-Being](#)

212-21 **Large Majority of Voters Believe Israel Will Strike Iran Nuclear Targets & US Will Join in Action** (Click for Details)

High percentages of US voters believe that Iran is actively pursuing production of nuclear weapons, Israel will attack Iran and the US will join Israel in military action, a new IBOPE Zogby survey finds. (IBOPE Zogby)

February 22, 2012

[2.5 Foreign Affairs & Security » Regional Conflicts/ Issues](#)

[2.10 Foreign Affairs & Security » Military Issues/ Defence](#)

212-22 Obese Americans More Prone to Daily Pain (Click for Details)

U.S. adults who are obese report higher rates of daily pain than those who are not, according to Gallup-Healthways Well-Being Index surveys of more than 1 million Americans. In fact, the higher an individual's Body Mass Index (BMI) score, the more likely he or she is to report experiencing pain, with 44.1% of those with BMIs of 40 or higher saying so. ([Gallup USA](#))

February 22, 2012

[4.11 Society » Health](#)

212-23 Santorum Gains Six Points in U.S. But Obama Still Leads Republicans (Click for Details)

Republican Rick Santorum has made significant gains in a head-to-head presidential contest against Barack Obama in the United States, a new Angus Reid Public Opinion poll has found. Mitt Romney drops in contest against incumbent president, who keeps double-digit leads over Ron Paul and Newt Gingrich. ([Angus Reid](#))

February 20, 2012

[1.1 Domestic Politics » Elections](#)

[1.2 Domestic Politics » Performance Ratings](#)

212-24 Americans Endorse Pentagon's New Rules for Female Service Members (Click for Details)

A large majority of people in the United States welcome a recent proposal that may place women closer to combat than ever before, a new Angus Reid Public Opinion poll has found. Respondents are divided on whether women should continue to be banned from serving directly in combat roles. ([Angus Reid](#))

February 23, 2012

[4.5 Society » Gender Issues](#)

212-25 Canadians Reject Components of Bill C-30, Deem it Too Intrusive (Click for Details)

([Canada](#)) Canadians have not reacted well to the proposed Bill C-30, and many are voicing disagreement with several components of the legislation, a new Angus Reid Public Opinion poll has found. Half of respondents believe the House of Commons should not pass the proposed legislation. ([Angus Reid](#))

February 24, 2012

[4.6 Society » Media/ New Media](#)

[1.3 Domestic Politics » Governance](#)

212-26 Increased Foreign Investment will be "Good for Africa": Global Poll (Click for Details)

([USA](#)) Nearly two-thirds of those surveyed in a new 22-nation poll for BBC World Service think that the recent increase in overseas investment in Africa will prove to be a good thing for the continent, with African citizens among the most upbeat.

([Globescan](#))

February 22, 2012

[3.6 Economy » Economic Globalization](#)

[3.8 Economy » Enterprise/ Investments](#)

**212-27 Nearly 50 Million Worldwide Planning to Migrate Soon** (Click for Details)

Of the roughly 630 million of the world's adults who desire to move to other countries, less than one-tenth of them -- about 48 million adults -- tell Gallup they are planning to move in the next 12 months. Less than half of those who are planning to move -- about 19 million adults -- are taking necessary steps such as applying for visas or residency and purchasing tickets. ([Gallup USA](#))

February 24, 2012

[4.7 Society » Morality, Values & Customs / Lifestyle](#)

[4.8 Society » Immigration/Refugees](#)

► CYBER WORLD

212-8 **Privacy Management on Social Media Sites** ([Click for Details](#))

Social network users are becoming more active in pruning and managing their accounts. Women and younger users tend to unfriend more than others. About two-thirds of internet users use social networking sites (SNS) and all the major metrics for profile management are up, compared to 2009: 63% of them have deleted people from their “friends” lists, up from 56% in 2009; 44% have deleted comments made by others on their profile; and 37% have removed their names from photos that were tagged to identify them. ([Pew Research Center](#))

February 24, 201

[4.6 Society » Media/ New Media](#)

212-29 **Introducing Generation C: Americans 18-34 Are the Most Connected** ([Click for Details](#))

Born sometime between the launch of the VCR and the commercialization of the Internet, Americans 18-34 are redefining media consumption with their unique embrace of all things digital. According to Nielsen and NM Incite's U.S. Digital Consumer Report, this group—dubbed “Generation C” by Nielsen—is taking their personal connection—with each other and content—to new levels, new devices and new experiences like no other age group. ([Nielsen](#))

February 23, 2012

[4.6 Society » Media/ New Media](#)

[4.7 Society » Morality, Values & Customs / Lifestyle](#)

212-30 **New U.S. Smartphone Growth by Age and Income** ([Click for Details](#))

Whether or not you have a smartphone is closely related to both how old you are and how much money you make, according to a Nielsen survey in January of more than 20,000 mobile consumers. While overall smartphone penetration stood at 48 percent in January, those in the 25-34 age group showed the greatest proportion of smartphone ownership, with 66 percent saying they had a smartphone. ([Nielsen](#))

February 20, 2012

[3.12 Economy » IT & Telecom](#)

[4.6 Society » Media/ New Media](#)



212-31 **Detailing the Digital Revolution: Social, Streaming and More** ([Click for Details](#))

Since 2000, the number of Americans with Internet access has more than doubled from 132.2 million to 274 million, according to Nielsen and NM Incite's U.S. Digital Consumer Report. As such, it should be no surprise that online content is increasingly part of Americans' entertainment fare. At the end of 2011, roughly one-third of consumers streamed long-form content such as a movie or TV show from the Internet through a paid subscription service like Netflix or Hulu- Plus. ([Nielsen](#))

February 24, 2012

[4.6 Society » Media/ New Media](#)

212-32 **Australia's First-Ever National Multi-Screen Report Reveals Evolution in TV Viewing** ([Click for Details](#))

New technologies such as personal video recorders (PVRs), Internet-delivered video, tablets and smartphones, coupled with the availability of digital terrestrial television (DTT), are increasingly impacting Australians' television viewing habits. Australia's first National Multi-Screen Report – compiled by Nielsen together with official Australian television audience measurement providers OzTAM and Regional TAM – reveals the extent to which new technologies are stimulating and enhancing viewing of broadcast content beyond conventional television sets. (Nielsen)

February 20, 2012

4.6 Society » Media/ New Media

Topic of the week:

Australia's First-Ever National Multi-Screen Report Reveals Evolution in TV Viewing

► This issue provides two interesting poll findings and buzz monitoring on this subject.

February 20, 2012



New technologies such as personal video recorders (PVRs), Internet-delivered video, tablets and smartphones, coupled with the availability of digital terrestrial television (DTT), are increasingly impacting Australians' television viewing habits.

Australia's first [National Multi-Screen Report](#) – compiled by Nielsen together with official Australian television audience measurement providers OzTAM and Regional TAM – reveals the extent to which new technologies are stimulating and enhancing viewing of broadcast content beyond conventional television sets.

Traditional viewing of broadcast content via TV remains strong and growing, up four percent (more than 4.5 hours) in Q4 2011 to 113 hours and 38 minutes, compared to Q1 2011. Time shift viewing further augmented TV viewing, and Australians spent an average of 12 hours per month watching playback TV in Q4 2011, up 39 percent since Q1 2011.

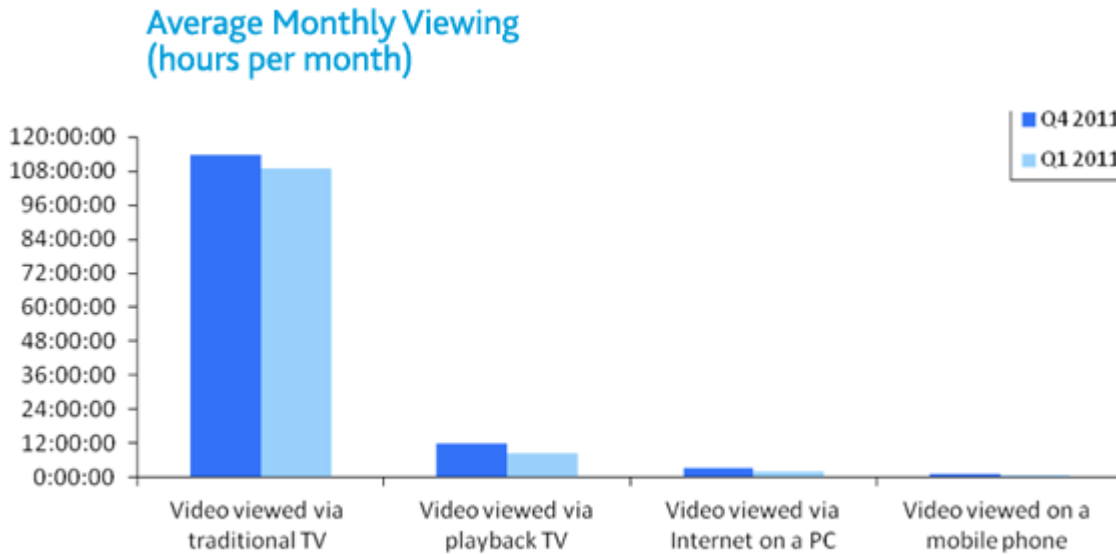


Smaller, more portable internet-enabled devices and improved internet connectivity are also creating new opportunities for Australians to view video content. Although viewing via PC and internet-enabled mobile phones remains low in comparison to conventional TV (PC and mobile phones account for 4% of total video consumption, including non-broadcast video), strong growth has been observed in the past year and is expected to continue. Australians spent an average of 3 hours and 27 minutes per month watching online video in Q4 2011, up from 2 hours and 7 minutes in Q1 2011. Video viewing via mobile phones increased from an average of 35 minutes per month in Q1 2011 to an average of 1 hour and 20 minutes per month in Q4 2011.



The availability of DTT is providing Australian viewers with greater choice of content and 95 percent of homes now have at least one DTT-enabled TV set, up from 90 percent in the first quarter of 2011. Further, 70 percent of homes now

receive DTT on every working TV, up from 55 percent in quarter one.



Source: Nielsen/OzTAM

Matt Bruce, head of Nielsen’s media industry practice group in Australia, observes that the introduction of DTT and time-shifted viewing, and the speed with which Australians are adopting new technology which delivers video content anywhere, anytime has impacted the way in which traditional television content is accessed. “For media owners, agencies and advertisers, these findings provide valuable insights into the way media is consumed, thereby helping to understand viewing habits and more successfully reach and engage with audiences across multiple screens.”

Source: <http://blog.nielsen.com/nielsenwire/global/australias-first-ever-national-multi-screen-report-reveals-evolution-in-tv-viewing/>

Gilani's Gallopedia (2007-2012)

A Quantitative Analysis

A quantitative analysis of global polls monitored during the 4 year period January 2007 –February 2012

KEY STATISTICS

- 1- Number of Surveys (*a selection on key political and social issues*): \approx 3,861 polls during the period 2007-2012
- 2- Subjects of Interest (*we have made a list of 125 subjects, further grouped into 9 broad categories, namely: **Governance**, **Globalization** (inclusive of global economic issues) **Global Conflicts** (conflict zones), **Global leaders** (USA and Emerging powers), **Global Environment**, **Family**, **Religion**, and **other miscellaneous***)
- 3- Number of **countries** covered by one or more surveys: \approx 178 during the period 2007-2012
- 4- Number **polling organizations** whose polls have been cited: \approx 305 during the period 2007-2012

