

# Gallopedia

From **Gilani Research Foundation**

April 2012, issue # **218\***

Compiled on a weekly basis since January 2007

Gilani's Gallopedia is a weekly Digest of Opinions in a globalized world - one window on global opinion polling compiled by Gilani Research Foundation

## Who are we?

**Gilani's Gallopedia** is a weekly digest of opinions in a globalized world. It provides a one window access to Global Opinion Polls on a weekly basis. It is produced by a team of researchers led by Dr. Ijaz Shafi Gilani, and is a not for profit public service. It is co-edited by Mohammad Zubair and Sara Salam.

Gilani's Gallopedia is in a way the '*wikipedia*' for global polling. We plan to make it an interactive platform where you are both *reader* and *contributor*. ❖

### Contact Details:

Sara Salam  
Assistant Manager  
Gilani Research Foundation  
Email: [sara.salam@gilanifoundation.com](mailto:sara.salam@gilanifoundation.com)



Topic of the week: (Click for details)

## INSIDE THIS ISSUE

THIS WEEK'S REPORT CONSISTS OF **23** NATIONAL & MULTI COUNTRY SURVEYS. **13** POLLING ORGANIZATIONS HAVE BEEN REPRESENTED.

Pg **2** **Asia** zone  
this week- **04** national polls

Pg **3** **Euro Americas** zone  
this week- **16** national polls

**Cyber World** - 02 Polls

Topic of the week-  
Pg **7** **More Sri Lankans**  
**Suffering Since War**  
**Ended**



Countries represented in blue, Polling organizations represented in pink. For reference to source of each poll clicks to detail are provided in the text



## Asia zone

► MIDDLE EAST & NORTH AFRICA; WEST ASIA; SOUTH ASIA; NORTH ASIA; EAST ASIA

### ► MIDDLE EAST & NORTH AFRICA

218-1 **Poor Perceptions of Political Leaders in Palestine** (Click for Details)

([Palestine](#)) The first quarter of 2012 brings bad news to the governments of Fayyad and Haniyeh, to Fateh and Hamas, and to president Abbas. Findings show a significant drop in the positive evaluation of the performance of the Fayyad government, particularly in the West Bank while a decline in the popularity of Hamas in the Gaza Strip along with a decrease in the positive evaluation of the Hamas government in the Gaza Strip is observed. (PSR)

April 03, 2012

[1.2 Domestic Politics](#) » [Performance Ratings](#)



218-2 **Two-Thirds of Young Arab Women Remain Out of Workforce (Multi-country)** (Click for Details)



About one in three young Arab women between the ages of 23 and 29 participate in their country's labor force versus about eight in 10 young Arab men. This gender gap is generally consistent across the 22 Arab countries and territories Gallup surveyed in 2011, but young women's labor force participation is slightly higher in low-income countries than in higher income countries.

([Gallup USA](#))

April 2, 2012

[4.5 Society](#) » [Gender Issues](#)

### ► SOUTH ASIA

218-3 **More Sri Lankans Suffering Since War Ended** (Click for Details)

([Sri Lanka](#)) More Sri Lankans are suffering today than before the decades-long civil war in the country ended in 2009. One in five or more Sri Lankans have rated their lives poorly enough to be considered "suffering" over the past three years, underscoring the challenges many continue to face as their nation heals. ([Gallup USA](#))

April 6, 2012

[2.5 Foreign Affairs & Security](#) » [Regional Conflicts/ Issues](#)

### ► SOUTHEAST ASIA

218-4 **PNoy satisfaction rating at Good net +49** (Click for Details)

([Philippines](#)) The First Quarter 2012 Social Weather Survey, conducted from March 10-13, 2012, found 68% satisfied and 19% dissatisfied with President Benigno "Noynoy" Aquino III's performance, for a good net rating of +49. It is 9 points below his very good net satisfaction rating of +58 in December 2011. (SWS)

April 04, 2012

[1.2 Domestic Politics](#) » [Performance Ratings](#)





## Euro Americas zone

▶ EAST EUROPE; WEST EUROPE; NORTH AMERICA;  
LATIN AMERICA & AUSTRALASIA

### EUROPE

#### ▶ EAST EUROPE

218-5 **Presidential Elections – True Or False?** ([Click for Details](#))

(Russia) A relative majority of Russians are confident that the results of elections are trustworthy and meet the voters' will (44%). Those who think so are mainly supporters of V.Putin (66%). The public trust in results of elections has slightly decreased compared with 2008: the share of those who think the results of elections cannot be trusted has increased from 10% to 14%. ([Russian Public Opinion Research Center](#))

March 15, 2012

[1.1 Domestic Politics » Elections](#)



218-6 **Rating Of Threats** ([Click for Details](#))

(Russia) Assessing the probability of different negative events in the life of the country in the next one or two years, most of Russians point out the increase of prices for first need products (81%). Other two-thirds of respondents are confident that the following events are hardly to happen in the near future: terrorist attacks (63%), mass unemployment, enterprises' shutdown and second wave of economic crisis (60% for each), surge in crime (59%). ([Russian Public Opinion Research Center](#))

March 14, 2012

[2.4 Foreign Affairs & Security » Terrorism](#)

[3.4 Economy » Inflation](#)

[3.3 Economy » Employment Issues](#)

[3.10 Economy » Energy/Nuclear Issues](#)

218-7 **The Party is Over** ([Click for Details](#))

(Russia) According to data collected by Romir research holding's own Out-of-Home Scan Panel, Russians' consumer spending on food and FMCG products in February 2012 decreased not only in comparison with the festive January, but also compared to February 2011. In February, consumer spending increased by nominal 3% compared to February 2011, and, with due regard for inflation, one can talk about a decrease. ([Romir](#))

March 21, 2012

[3.2 Economy » Consumer Confidence/Protection](#)

218-8 **Small Stores in Big Cities: The Future of Retailing in Russia** ([Click for Details](#))

(Russia) Small may be the new big. The Russian retail universe remained virtually static in 2011, declining one percent vs. a year ago, but channel development has been dynamic. The number of minimarkets across the country increased by 10 percent, while hypermarkets and supermarkets increased by eight percent each. Pharmacies and traditional food stores saw smaller increases, while impulse stores and open markets decreased four and 10 percent, respectively. ([Nielsen](#))

April 4, 2012

[3.8 Economy](#) » [Enterprise/ Investments](#)218-9 **Luxury Index 2012** ([Click for Details](#))

(Ukraine) A recent survey found that Ukrainian approach to essence of luxury was divided into following criteria: quality, uniqueness of the brand, using of people with high social status, feeling of high status while using. Respondents were interviewed in 8 categories: Cars, Watches, Men's clothes, Women's clothes, handbags and shoes, Jewelry, Hotels. (UMG)

April 2012

[4.7 Society](#) » [Morality, Values & Customs / Lifestyle](#)

## ► WEST EUROPE

218-10 **Irish show signs of dissent ahead of EU vote** ([Click for Details](#))

(Ireland) The most recent poll showed that 60 percent of voters who had made up their mind would support the new rules. But Ireland's surprise 2008 rejection of the Lisbon Treaty, a set of EU reforms, is a reminder that an upset cannot be ruled out. (Reuters)

April 02, 2012

[2.8 Foreign Affairs & Security](#) » [International / Regional Organizations](#)218-11 **Britons Want UN Mandate Before Using Force Against Another Nation** ([Click for Details](#))

(Britain) In the online survey of a representative sample of 2,007 British adults, two thirds of respondents (69%) believe the UK Government should only use force against another nation with authorization from the United Nations (UN). A majority of respondents want the UK Government to continue to be a global leader to solve international disputes. (Angus Reid)

April 05, 2012

[2.8 Foreign Affairs & Security](#) » [International / Regional Organizations](#)[2.9 Foreign Affairs & Security](#) » [International Human Rights](#)

## AMERICAS

### ► NORTH AMERICA

218-12 **Obama 49%, Romney 45% Among Registered Voters Nationwide** ([Click for Details](#))

(USA) If asked to choose between them today, 49% of U.S. registered voters say they would vote for Barack Obama for president, while 45% would choose likely Republican opponent Mitt Romney. While Obama's advantage is not statistically significant, it is the largest he has had over Romney in Gallup polling to date. (Gallup USA)

April 2, 2012

[1.1 Domestic Politics](#) » [Elections](#)[1.4 Domestic Politics](#) » [Political Parties](#)218-13 **Obama Solidifying Lead Among Independents in Swing States** ([Click for Details](#))

Barack Obama has a 48% to 39% advantage over Mitt Romney among independent voters in 12 key swing states. He first moved ahead of Romney among this group in February after being tied in January and trailing last year. ([Gallup USA](#))

April 4, 2012

[1.1 Domestic Politics » Elections](#)

[1.4 Domestic Politics » Political Parties](#)

#### 218-14 **Economic Confidence in March Highest Since January 2008** ([Click for Details](#))

The Gallup Economic Confidence Index reached -20 in March, up from -22 in February and its highest level since Gallup Daily tracking began in January 2008. The index has increased for seven straight months after falling to -52 during the federal debt crisis last August. ([Gallup USA](#))

April 3, 2012

[3.2 Economy » Consumer Confidence/Protection](#)

#### 218-15 **When Labels Don't Fit: Hispanics and Their Views of Identity**

([Click for Details](#))

([USA](#)) Nearly four decades after the United States government mandated the use of the terms "Hispanic" or "Latino" to categorize Americans who trace their roots to Spanish-speaking countries, a new nationwide survey of Hispanic adults finds that these terms still haven't been fully embraced by Hispanics themselves. ([Pew Research Center](#))

April 4, 2012

[4.3 Society » Ethnicity](#)



#### 218-16 **U.S. Has Typical Flu and Cold Season, Despite Warmer Winter** ([Click for Details](#))

U.S. adults' self-reports of having the flu on any given day peaked in February at a 3% and dropped as usual in March, following the typical pattern seen in previous years despite the warmer winter weather this year. Throughout March, an average of 2% of American adults reported having the flu, about on par with March of last year and identical to the level found in March 2010. ([Gallup USA](#))

April 5, 2012

[4.11 Society » Health](#)

#### 218-17 **Most Jews support Obama's re-election: survey** ([Click for Details](#))

American Jews strongly support President Barack Obama's re-election even though backing by the key voting group has slipped since he was first elected to office, according to a recent survey. Sixty-two percent of Jewish voters said they would like to see Obama re-elected versus 30 percent who prefer a Republican to win the November election, the Jewish Values Survey by the Public Religion Research Institute said.

([Public Religion Research Institute](#))

April 03, 2012

[1.1 Domestic Politics » Elections](#)

[1.4 Domestic Politics » Political Parties](#)

[4.1 Society » Religion](#)



#### 218-18 **Canadians Split on Whether Federal Budget Will Be Good for the Country** ([Click for Details](#))

(Canada) Canadians offer mixed reviews on the effect the federal government's latest budget will have on the country, but few expect it to have a positive effect on themselves personally, a new Angus Reid Public Opinion poll conducted in partnership with the Toronto Star has found. (Angus Reid)

April 05, 2012

[3.9 Economy » Financial systems & Institutions](#)

## ► AUSTRALASIA

218-19 **National Lead Over Labour Tumbles Greens Highest Recorded** (Click for Details)

(New Zealand) Recent Roy Morgan New Zealand poll shows decreasing support for Prime Minister John Key's National Party 44% (down 4.5% since February 27-March 11, 2012). Support for Key's Coalition partners has changed little with the Maori Party 1.5% (up 0.5%), ACT NZ 0.5% (unchanged), and United Future 0.5% (unchanged). (Roy Morgan)

April 05, 2012

[1.1 Domestic Politics » Elections](#)

[1.4 Domestic Politics » Political Parties](#)



218-20 **Retailers Expecting Poor Easter Trade** (Click for Details)

(Australia) A recent Australian poll indicates that 71% of retailers surveyed expect poor Easter trade (29% expect good Easter trade). This is not surprising given a downward trend in consumer confidence, increased economic pressures and high fuel costs which are likely to result in a cautious approach by consumers over this period. (Roy Morgan)

April 05, 2012

[3.2 Economy » Consumer Confidence/Protection](#)

## ► MULTI-COUNTRY SURVEYS

218-21 **Interconnected World: Shopping, Personal Finance & Job Hopping** (Click for Details)

A new poll by global leading research company Ipsos for Reuter News shows the majority of Chinese citizens who use the internet do so to check bank accounts and other financial holdings (61%), which is slightly higher than the global average (59%). Chinese citizens also visit websites to research products they want to purchase (57%) or to purchase the products directly online (51%). (Ipsos Global)

April 05, 2012

[3.12 Economy » IT & Telecom](#)

## ► CYBER WORLD

218-22 **The rise of e-reading** (Click for Details)

One-fifth of American adults (21%) report that they have read an e-book in the past year, and this number increased following a gift-giving season that saw a spike in the ownership of both tablet computers and e-book reading devices such as the original Kindles and Nooks.

April 4, 2012

[3.12 Economy » IT & Telecom](#)



218-23 **Double Vision – Global Trends in Tablet and Smartphone Use while Watching TV (Multi-country study)** (Click for Details)

Whether to check email or to look up program or product information, watching TV while using a tablet or smartphone is more common than not according to a Nielsen survey of connected device owners in the U.S., U.K., Germany and Italy. In the U.S., 88 percent of tablet owners and 86 percent of smartphone owners said they used their device while watching TV at least once during a 30-day period. (Nielsen)

April 5, 2012

3.11 Economy » Science & Technology

## Topic of the week:

### **More Sri Lankans Suffering Since War Ended**

► This issue provides two interesting poll findings and buzz monitoring on this subject.

*About one-half of Sri Lankans lacked money for necessary food, shelter*

April 6, 2012



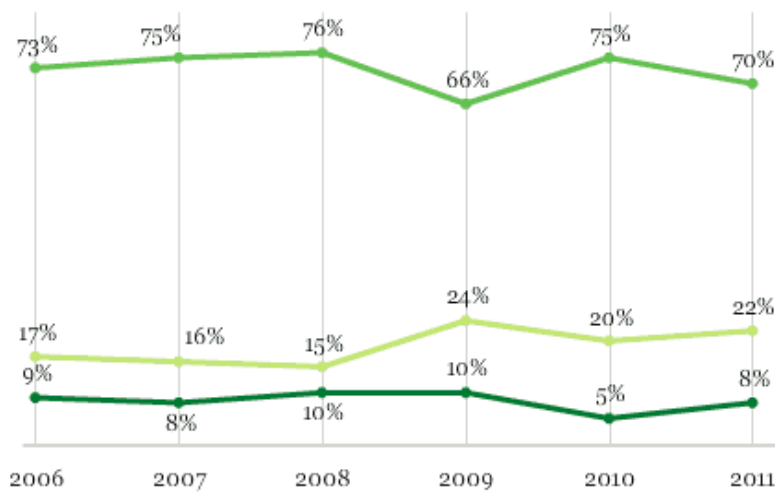
WASHINGTON, D.C.-- More Sri Lankans are suffering today than before the decades-long civil war in the country ended in 2009. One in five or more Sri Lankans have rated their lives poorly enough to be considered "suffering" over the past three years, underscoring the challenges many continue to face as their nation heals.



#### *Life Evaluation in Sri Lanka*

Among Sri Lankan adults

■ Thriving ■ Struggling ■ Suffering



GALLUP®

Gallup classifies respondents as "thriving," "struggling," or "suffering" according to how they rate their current and future lives on a ladder scale with steps numbered from 0 to 10 based on the Cantril Self-Anchoring Striving Scale. People are considered thriving if they rate their current lives a 7 or higher and

expectations for their lives in five years an 8 or higher. People who rate their current or future lives a 4 or lower are classified as suffering. All others are considered struggling.

Suffering percentages worldwide have ranged from as low as 1% to as high as 40% in recent years. The one in five or more Sri Lankans who are suffering falls roughly in the middle, and is similar to the levels that Gallup finds in many developing countries.

In the three years since fighting between the Sri Lankan government and the Liberation Tigers of Tamil Eelam officially ceased, **Sri Lanka's economy** posted consecutive years of 8% GDP growth. These improvements came only after Sri Lanka received a loan of more than \$2 billion from the International Monetary Fund to avoid further effects from the global financial crisis. But the percentage of the population that is suffering indicates that not all Sri Lankans are reaping the benefits of the country's recent economic growth.

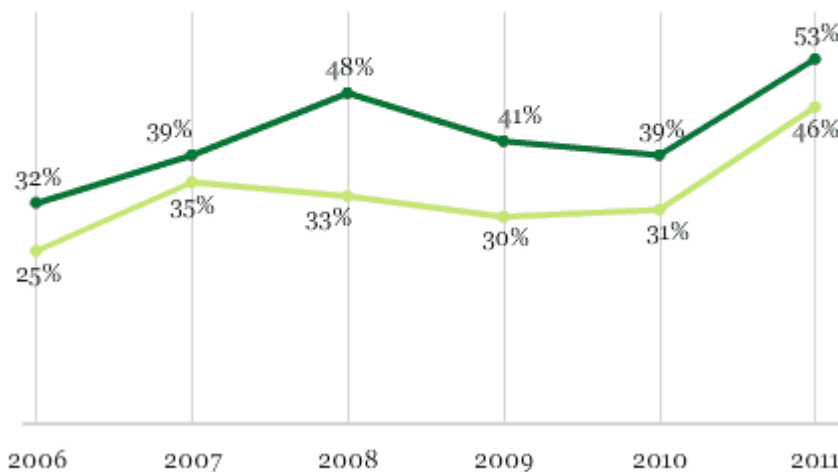


In fact, more Sri Lankans than ever before are struggling to afford the basics. A majority of Sri Lankans (53%) said in 2011 that there were times in the past 12 months when they did not have enough money to buy food that they or their families needed, and nearly as many (46%) said they struggled to afford adequate shelter. These are the highest percentages Gallup has measured in the country since 2006 and they rival those in Afghanistan -- 45% of Afghans said they lacked necessary money for food in the past year, 52% said the same about adequate shelter -- as the highest in the region.

*Have there been times in the past 12 months when you did not have enough money...*

Percentage "yes" among Sri Lankan adults

- To buy food that you or your family needed?
- To provide adequate shelter or housing for you and your family?



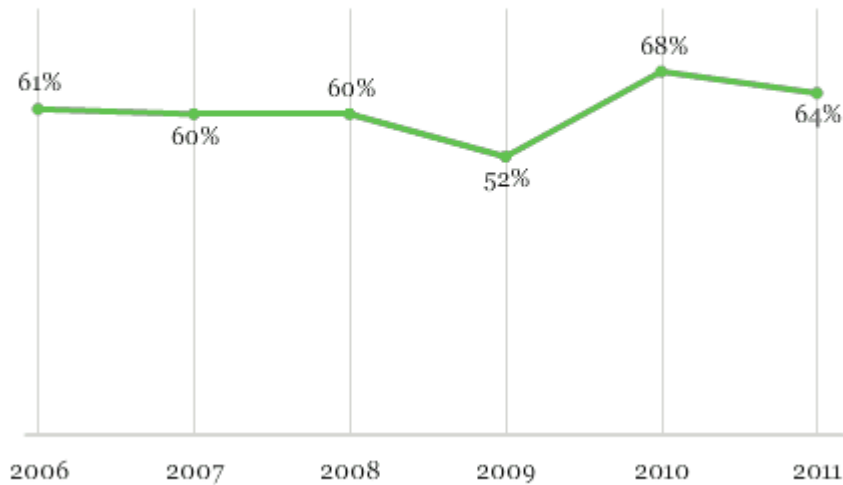
GALLUP

Sri Lankans are hopeful, however, that their standard of living is improving. About two-thirds of Sri Lankans in 2011 and 2010 said their standard of living was getting better, significantly higher than the slim majority who said so in 2009.

*Right now, do you feel your standard of living is getting better or getting worse?*

Among Sri Lankan adults

■ Standard of living getting better



GALLUP®

### Bottom Line

The significant percentages of Sri Lankans who were suffering and struggling to afford the food or shelter they needed in the past year reflect the ongoing challenges the country faces in recovering from the economic turmoil in 2008 and 2009. Efforts to improve Sri Lankans' wellbeing could do a lot to help the country, and its people, move forward. Gallup research finds high wellbeing relates positively to peace, stability, and civic engagement. Additionally, populations with high wellbeing typically experience fewer health problems, less stress and sadness, and more happiness, respect, and enjoyment.

### Survey Methods

Results are based on face-to-face interviews with 1,000 adults, aged 15 and older, conducted between 2006 and 2011 in Sri Lanka, and face-to-face interviews with 1,000 adults, aged 15 and older, conducted in 2011 in Afghanistan. For results based on the total sample of national adults, one can say with 95% confidence that the maximum margin of sampling error ranged from  $\pm 3.3$  percentage points to  $\pm 4.1$  percentage points. In addition to sampling error, question wording and practical difficulties in conducting surveys can introduce error or bias into the findings of public opinion polls.

**Source:** [http://www.gallup.com/poll/153779/Sri-Lankans-Suffering-War-Ended.aspx?utm\\_source=alert&utm\\_medium=email&utm\\_campaign=syndication&utm\\_content=morelink&utm\\_term=Asia%20-%20Wellbeing](http://www.gallup.com/poll/153779/Sri-Lankans-Suffering-War-Ended.aspx?utm_source=alert&utm_medium=email&utm_campaign=syndication&utm_content=morelink&utm_term=Asia%20-%20Wellbeing)

## Gilani's Gallopedia (2007-2012)

### A Quantitative Analysis

A quantitative analysis of global polls monitored during the 4 year period January 2007 –February 2012

#### KEY STATISTICS

- 1- Number of Surveys (*a selection on key political and social issues*):  $\approx$  3,861 polls during the period 2007-2012
- 2- Subjects of Interest (*we have made a list of 125 subjects, further grouped into 9 broad categories, namely: **Governance**, **Globalization** (inclusive of global economic issues) **Global Conflicts** (conflict zones), **Global leaders** (USA and Emerging powers), **Global Environment**, **Family**, **Religion**, and **other miscellaneous***)
- 3- Number of **countries** covered by one or more surveys:  $\approx$  178 during the period 2007-2012
- 4- Number **polling organizations** whose polls have been cited:  $\approx$  305 during the period 2007-2012

