

Gallopedia

From **Gilani Research Foundation**

May 2012, issue # **223***

Compiled on a weekly basis since January 2007

Gilani's Gallopedia is a weekly Digest of Opinions in a globalized world - one window on global opinion polling compiled by Gilani Research Foundation

Who are we?

Gilani's Gallopedia is a weekly digest of opinions in a globalized world. It provides a one window access to Global Opinion Polls on a weekly basis. It is produced by a team of researchers led by Dr. Ijaz Shafi Gilani, and is a not for profit public service. It is co-edited by Mohammad Zubair and Sara Salam.

Gilani's Gallopedia is in a way the 'wikipedia' for global polling. We plan to make it an interactive platform where you are both *reader* and *contributor*. ❖

Contact Details:

Sara Salam
Assistant Manager
Gilani Research Foundation
Email: sara.salam@gilanifoundation.com



Topic of the week: (Click for details)

INSIDE THIS ISSUE

THIS WEEK'S REPORT CONSISTS OF **27** NATIONAL & MULTI COUNTRY SURVEYS. **11** POLLING ORGANIZATIONS HAVE BEEN REPRESENTED.

Pg **2** **Asia zone**
this week- **04** national polls



Pg **3** **Euro Americas zone**
this week- **18** national polls
Cyber World - 02 Poll



Pg **8** **Topic of the week-**
Muslim Brotherhood and Military Receive Positive Ratings



Countries represented in blue, Polling organizations represented in pink. For reference to source of each poll clicks to detail are provided in the text



Asia zone

► MIDDLE EAST & NORTH AFRICA; WEST ASIA; SOUTH ASIA; NORTH ASIA; EAST ASIA

► MIDDLE EAST & NORTH AFRICA

223-1 For Israelis Establishment of National Unity Government is Justified (Click for Details)

(Israel) Half of Israelis believe that Netanyahu and Mofaz initiative to establish a national unity government and postpone the elections is justified in terms of the interest of the State. Likud is maintaining its lead in hypothetical ballot followed by Labor party in Israel. (TNS)
May 09, 2012

[1.1 Domestic Politics » Elections](#)

[1.4 Domestic Politics » Political Parties](#)



223-2 Muslim Brotherhood and Military Receive Positive Ratings in Egypt (Click for Details)

(Egypt) Despite economic difficulties and political uncertainty, Egyptians remain upbeat about the course of the nation and prospects for progress. Amid rancorous debates over the presidential election and the shape of a new constitution, most Egyptians continue to want democracy, with two-in-three saying it is the best form of government. Egyptians also want Islam to play a major role in society. (Pew Research Center)
May 8, 2012

[2.7 Foreign Affairs & Security » Muslim World](#)

► SOUTH ASIA

223-3 Indians Start to See Less Corruption in Government, Business (Click for Details)

(India) Majorities of Indians continue to see corruption as widespread in their country's government and business, with 73% in early 2012 saying it is pervasive in their government and 67% saying it is widespread in business. However, Indians are less likely to feel this way this year than they have been in several years, which may reflect rising optimism about the government and citizen efforts to fight the country's corruption problems. (Gallup USA)
May 8, 2012

[4.7 Society » Morality, Values & Customs / Lifestyle](#)



► SOUTH EAST ASIA

223-4 In Philippines Hunger at Record-High 23.8% of Families (Click for Details)

(Philippines) The First Quarter 2012 Social Weather Survey, fielded over March 10-13, 2012, found the proportion of families experiencing involuntary hunger at least once in the past three months at a new record-high 23.8%, or an estimated 4.8 million families. (SWS)
May 11, 2012

[3.5 Economy » Poverty](#)



Euro Americas zone

► EAST EUROPE; WEST EUROPE; NORTH AMERICA;
LATIN AMERICA & AUSTRALASIA

EUROPE

► EAST EUROPE

223-5 **Nuclear Energy: To Be Developed But In A Distant Area** (Click for Details)

(Russia) Whereas in 2011 (after the disaster at the Fukushima power plant in Japan) only 16% of respondents supported the idea to increase the number of power plants, nowadays the share of those who think so is 27% (similar figure recorded in 2006). Those who support developing nuclear energy are young Russians (32%), Russians with high level of education (31%), and residents of million cities, big and middle cities (30-33%). (Russian Public Opinion Research Center)

April 26, 2012

3.10 Economy » Energy/Nuclear Issues



223-6 **Russia's Space Problems: Who Is To Blame And What To Do?** (Click for Details)

(Russia) Russians ambiguously assess the failed space launches: some Russians think it is due to the failure of Russian space program (42%); others say there is nothing special about that (49%). The older the Russians are, the more often they agree with the first statement (from 33% among 18-24-year-old Russians to 46% among elderly respondents). On the contrary, young respondents believe that the current situation is temporary (57%). (Russian Public Opinion Research Center)

April 23, 2012

3.11 Economy » Science & Technology

► WEST EUROPE

223-7 **Public blamed ECHR over the Home Secretary for Abu Qatada delays**

(Click for Details)

(EU) While many commentators believe the delay in deporting radical Muslim cleric, Abu Qatada, has played into the description of the government's last few weeks as an "omnishambles", a poll by Ipsos MORI suggests that the European Court of Human Rights (ECHR) is seen as primarily responsible by the public. (Ipsos Mori)

May 14, 2012

2.4 Foreign Affairs & Security » Terrorism

2.9 Foreign Affairs & Security » International Human Rights



223-8 **Public Over-Estimate Extent Of Past Development, But Welcome More** (Click for Details)

(UK) A new poll for the British Property Federation by Ipsos MORI has found that most of the English public over-estimate how much of England's land has been developed, but support new development if it generates jobs and affordable homes. (Ipsos Mori)

May 09, 2012

3.1 Economy » Perceptions on Performance/ Well-Being

223-9 Miliband Overtakes Cameron (Click for Details)

(UK) In YouGov's latest survey for the Sunday Times, Ed Miliband has overtaken David Cameron as the most liked – or, more accurately, least disliked – of Britain's three main party leaders. Thirty-two per cent now say he is doing well, while 55% say he is doing badly. In net terms (% saying 'well' minus % saying 'badly') his rating is now minus 23. Cameron's rating is now minus 29, and Nick Clegg's minus 54. (YouGov)

May 14, 2012

[1.1 Domestic Politics » Elections](#)

[1.2 Domestic Politics » Performance Ratings](#)

223-10 The Heathrow Queue Crisis (Click for Details)

(UK) In light of the pressure on the Home Office to reduce recent long queues at London Heathrow airport, over two thirds of the British public feel the Government has handled the problem badly, while only around one in ten say it has handled the situation well, our poll has found. (Yougov)

May 09, 2012

[1.2 Domestic Politics » Performance Ratings](#)



AMERICAS

► NORTH AMERICA

223-11 Dems Happier With Obama Than Republicans Are With Romney (Click for Details)

(USA) Fifty-nine percent of Republicans and Republican-leaning independents are satisfied with Mitt Romney as their party's nominee, while 36% would have preferred to see another candidate win. By contrast, eight in 10 Democrats are satisfied with Barack Obama as their party's nominee. (Gallup USA)

May 14, 2012

[1.2 Domestic Politics » Performance Ratings](#)

[1.4 Domestic Politics » Political Parties](#)

223-12 Six in 10 Say Obama Same-Sex Marriage View Won't Sway Vote (Click for Details)

A majority of Americans, 60%, say President Barack Obama's newly announced support for same-sex marriage will make no difference to their vote. Twice as many say it will make them less likely to vote for Obama as say more likely, though roughly half of the "less likely" group are Republicans who probably would not support Obama anyway. (Gallup USA)

May 11, 2012

[1.1 Domestic Politics » Elections](#)

[4.7 Society » Morality, Values & Customs / Lifestyle](#)

**223-13 Most Will See Mom on Mother's Day & Don't Let a Week Go By without Telling Her She is Loved** (Click for Details)

According to a recent IBOPE Inteligência interactive poll, 53% plan to spend time with mom on Mother's Day, and a total of 59% doesn't wait for the holiday to express their love. Instead, 30% say they told mom they loved her within the past 24 hours and 29% within the past week. (Ibope-Zogby)

May 10, 2012

[4.7 Society » Morality, Values & Customs / Lifestyle](#)

[4.2 Society » Family](#)

223-14 Americans Like Having a Rich Class, as They Did 22 Years Ago (Click for Details)

Despite the recent political emphasis on wealth inequality and the call for higher taxes on the rich, more than six in 10 Americans think the United States benefits from having a class of rich people, unchanged from 22 years ago. ([Gallup USA](#))

May 11, 2012

[4.7 Society](#) » [Morality, Values & Customs / Lifestyle](#)

223-15 Voters Give Romney Slight Edge Over Obama on Economy (Click for Details)

Registered voters are more likely to say Mitt Romney, if elected president, would do a very good or good job of handling the economy than they are to say President Obama would, if re-elected -- 61% vs. 52%. While the two men earn about equal "very good" ratings, 22% of voters think Obama would do a "very poor" job, more than twice as many as say the same about Romney (10%). ([Gallup USA](#))

May 10, 2012

[1.1 Domestic Politics](#) » [Elections](#)

[1.4 Domestic Politics](#) » [Political Parties](#)

**223-16 In Tight Race, Both Obama, Romney Have Core Support Groups** (Click for Details)

Because the overwhelming majority of nonwhite registered voters in the U.S. vote Democratic -- 77% currently support Barack Obama for president -- likely Republican nominee Mitt Romney must do well among white registered voters in order to offset this advantage. Among non-Hispanic whites, Romney currently leads by 54% to 37%, with 9% undecided. ([Gallup USA](#))

May 10, 2012

[1.1 Domestic Politics](#) » [Elections](#)

[1.4 Domestic Politics](#) » [Political Parties](#)

223-17 Gender Gap in Obama Approval Constant Since Term Began (Click for Details)

([USA](#)) Women have consistently been more likely than men to say they approve of President Barack Obama's job performance since his administration began in January 2009. Regardless of changes in the president's overall approval rating over the past three years, which has ranged from a monthly low of 41% to a high of 66% among all Americans, the gender gap each month has generally held steady at about five to six percentage points. Most recently, in April, 50% of women approved of Obama's performance, vs. 44% of men. ([Gallup USA](#))

May 9, 2012

[1.1 Domestic Politics](#) » [Elections](#)

[4.5 Society](#) » [Gender Issues](#)

223-18 Half of Americans Support Legal Gay Marriage (Click for Details)

Fifty percent of Americans believe same-sex marriages should be recognized by law as valid, with the same rights as traditional marriages -- down slightly from 53% last year, but marking only the second time in

Gallup's history of tracking this question that at least half of Americans have supported legal same-sex marriage. Forty-eight percent say such marriages should not be legal. ([Gallup USA](#))

May 8, 2012

[4.7 Society » Morality, Values & Customs / Lifestyle](#)

[4.9 Society » Justice](#)

223-19 **Obama Has Big Likability Edge Over Romney** ([Click for Details](#))

Registered voters are nearly twice as likely to say Barack Obama, rather than Mitt Romney, is the more likable of the two presidential candidates. Obama's 60% to 31% advantage on this characteristic is the largest for either candidate on five separate dimensions tested in a May 1-2 *USA Today*/Gallup poll. ([Gallup USA](#))

May 8, 2012

[1.1 Domestic Politics » Elections](#)

[1.4 Domestic Politics » Political Parties](#)

223-20 **Obama-Romney Race Competitive in 2012 Swing States** ([Click for Details](#))

([USA](#)) In the first *USA Today*/Gallup swing-state poll conducted since Mitt Romney became the presumptive Republican nominee, Romney and President Barack Obama are nearly tied -- 45% vs. 47%, respectively -- among registered voters in the 12 battleground states that make up the poll. ([Gallup USA](#))

May 7, 2012

[1.1 Domestic Politics » Elections](#)

[1.4 Domestic Politics » Political Parties](#)

► **LATIN AMERICA**

223-21 **Leftist Mexican Presidential Candidate Rises In Poll** ([Click for Details](#))

([Mexico](#)) Leftist Mexican presidential candidate Andres Manuel Lopez Obrador has moved up into a second-place tie in the latest voter survey by pollster BGC, but front-runner Enrique Pena Nieto maintains a large lead. ([BGC](#))

May 13, 2012

[1.1 Domestic Politics » Elections](#)

[1.4 Domestic Politics » Political Parties](#)



► **AUSTRALASIA**



223-22 **Australians Not Happy With Federal Budget** ([Click for Details](#))

([Australia](#)) A special telephone Morgan Poll conducted on this week's Federal Budget shows 25% (up 14% since Budget 2010) of Australian electors view the Budget as a 'bad Budget' compared to 'average' (43%, down 17%) and only 19% (unchanged) say that it is a 'good Budget' while 13% (up 3%) can't say. ([Roy Morgan](#))

May 11, 2012

[3.9 Economy » Financial systems & Institutions](#)

► **MULTI-COUNTRY SURVEYS**

223-23 **Majority Worldwide Sees Widespread Corruption in Businesses** ([Click for Details](#))

About two in three adults worldwide believe corruption is widespread in the businesses in their countries. This belief is relatively commonplace everywhere in the world -- ranging from 60% in the U.S. and Canada to a high of 76% in sub-Saharan Africa -- but it tends to be higher in lower income regions. ([Gallup USA](#))

May 10, 2012

[4.7 Society » Morality, Values & Customs / Lifestyle](#)

223-24 **Southeast Asian Leaders Earn Highest Job Approval in Asia** ([Click for Details](#))

Majorities in more than half of the 21 Asian countries and regions Gallup surveyed in 2011 approved of their chief executives, with leaders in Southeast and South Asia earning some of the highest marks in the region. Laotians, Cambodians, and Sri Lankans were the most likely to express support for their leaders, with more than nine in 10 saying they approve of their job performance. The 20% approval rating that Pakistanis gave their president was the lowest in the region. ([Gallup USA](#))

May 11, 2012

[3.3 Economy » Employment Issues](#)



223-25 **Views of Europe Slide Sharply in Global Poll, While Views of China Improve** ([Click for Details](#))

Positive views of the European Union and European nations have declined sharply over the last year--so much so that Germany has been overtaken by Japan as the world's most positively viewed major nation, a new 22-country global poll for BBC World Service suggests. ([Globescan](#))

May 11, 2012

[2.8 Foreign Affairs & Security » International / Regional Organizations](#)

► CYBER WORLD

223-26 **Smartphone Growth In The UK?** ([Click for Details](#))

In the UK, there has been a steady but slowing growth of smartphone usage; latest research from YouGov's Technology and Telecoms team confirms that almost half of mobile owners now use smartphones (47%). ([Yougov](#))

May 09, 2012

[3.12 Economy » IT & Telecom](#)



223-27 **Just-in-time Information through Mobile Connections** ([Click for Details](#))

Some 70% of all cell phone owners and 86% of smartphone owners have used their phones in the previous 30 days to perform various activities. ([Pew Research Center](#))

May 7, 2012

[3.12 Economy » IT & Telecom](#)

Topic of the week:

Muslim Brotherhood and Military Receive Positive Ratings

► This issue provides two interesting poll findings and buzz monitoring on this subject.



Egyptians Remain Optimistic, Embrace Democracy and Religion in Political Life

May 8, 2012

National Mood Still Positive

<i>Way things are going in the country</i>	2010	2011	2012
	%	%	%
Satisfied	28	65	53
Dissatisfied	69	34	41
Don't know	3	2	6
<i>Opinion about the future</i>			
Optimistic	--	57	52
Pessimistic	--	16	18
Neither (Vol)	--	26	28
Don't know	--	1	2

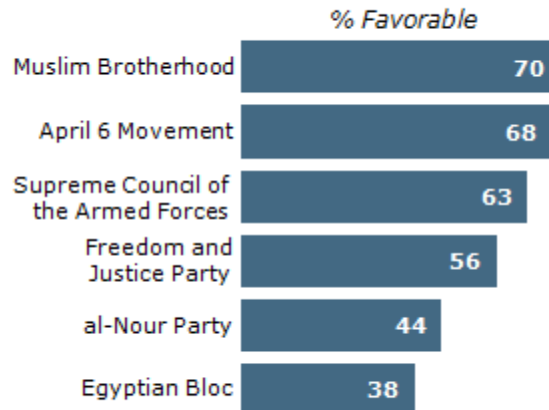
PEW RESEARCH CENTER Q2 & Q3.

Despite economic difficulties and political uncertainty, Egyptians remain upbeat about the course of the nation and prospects for progress. Amid rancorous debates over the presidential election and the shape of a new constitution, most Egyptians continue to want democracy, with two-in-three saying it is the best form of government.

Egyptians also want Islam to play a major role in society, and most believe the Quran should shape the country's laws, although a growing minority expresses reservations about the increasing influence of Islam in politics. When asked which country is the better model for the role of religion in government, Turkey or Saudi Arabia, 61% say the latter. However, most also endorse specific democratic rights and institutions that do not exist in Saudi Arabia, such as free speech, a free press, and equal rights for women.



Rating Parties and Organizations



PEW RESEARCH CENTER Q47h-1 & Q47o.

Seven-in-ten Egyptians express a favorable view of the Muslim Brotherhood, down just slightly from 75% a year ago. Most (56%) also have a positive opinion of the Brotherhood-affiliated Freedom and Justice Party (FJP), the largest party in the newly elected parliament. The more conservative al-Nour fares less well: 44% have a favorable and 44% an unfavorable view of the Salafist party. Hazem Salah Abu Ismail, a Salafist leader who was recently disqualified as a presidential candidate, gets somewhat better ratings (52% positive, 42% negative).

Presidential contender Amr Moussa receives overwhelmingly positive marks, with 81% expressing a positive opinion of the former Foreign Minister and Arab League chief. Meanwhile, 58% have a favorable view of moderate Islamist presidential candidate Abdel Moneim Aboul Fotouh.

The April 6th Movement, a loose organization of mostly young and secular activists that played a key role in the demonstrations that forced Hosni Mubarak from office, is rated favorably by 68% of Egyptians. However, the Egyptian Bloc, a mostly secular coalition of political parties, is not popular – just 38% assign it a positive rating.



While many have criticized the military in recent months for its handling of the post-Mubarak transition, it continues to be largely well-regarded. Three-in-four Egyptians believe the military is having a good influence on the country, and 63% hold a positive opinion of the ruling Supreme Council of Armed Forces (SCAF). And while favorable ratings for SCAF Chairman Mohamed Tantawi have declined significantly from last year's 90%, they remain high at 63%.

Economy and Fair Courts Are Top Priorities

	% Very important		
	2011	2012	Change
	%	%	
Improved economic conditions	82	81	-1
Fair judiciary	79	81	+2
Uncensored media	--	62	--
Law and order	63	60	-3
Free speech	63	60	-3
Honest elections	55	58	+3
Religious parties can be part of gov't	50	50	0
Same rights for women as men	39	41	+2
Religious freedom	36	38	+2
Uncensored access to the internet	--	35	--
Civilian-controlled military	27	24	-3

PEW RESEARCH CENTER Q115a-k.

Most Egyptians support civilian control of the military, but other key institutional features of democracy are considered higher priorities. Roughly six-in-ten (62%) say civilian control is an important priority, but only 24% consider it *very* important, essentially unchanged from 27% in 2011. In contrast, 81% believe a fair judiciary is very important, similar to last year's 82%. Views toward other key democratic rights and institutions also show little change since last year.

These are among the principal findings from a nationwide survey of Egypt by the Pew Research Center's Global Attitudes Project. Face-to-face interviews were conducted with 1,000 adults in Egypt between March 19 and April 10, 2012. The poll finds little change in Egyptian perceptions of the United States. Only 19% offer a positive rating of the U.S. and just 29% express confidence in President Obama. The survey also finds ongoing opposition to the peace treaty between Egypt and Israel: 61% prefer to annul the treaty, up from 54% a year ago.

Desire for Democracy, But Also Order and Growth

Continued Support for Democracy

	2011	2012
	%	%
Democracy is preferable to any other kind of government	71	67
In some circumstances, a non-democratic government can be preferable	17	19
For someone like me, it doesn't matter what kind of government we have	10	13
Don't know	3	1
<i>Which is better able to solve country's problems?</i>	2011	2012
	%	%
Democracy	64	61
Strong leader	34	33
Don't know	2	6

PEW RESEARCH CENTER Q21 & Q71.

Egyptians continue to voice confidence in democracy. Two-thirds consider it preferable to any other kind of government, while just 19% say in some circumstances a non-democratic form of government may be best, and just 13% believe it doesn't really matter what kind of government rules the country. Roughly six-in-ten (61%) think democracy is best-suited for solving the country's problems, while only 33% say a leader with a strong hand would be better equipped for dealing with these challenges.

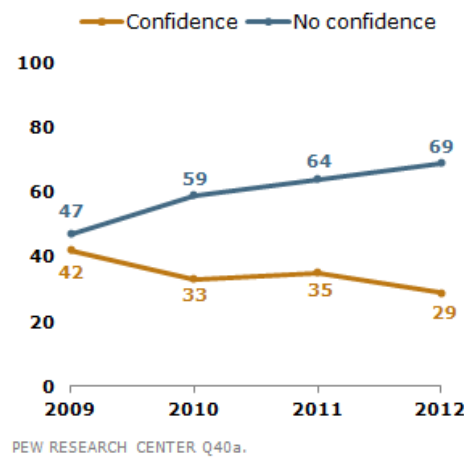
At the same time, it is clear that Egyptians also want law and order: six-in-ten consider this a very important priority. And the economy remains a major concern. About eight-in-ten (81%) say improving economic conditions should be a top priority. Just 27% describe the country's economic situation as good, down from 34% in 2011. Still, on balance, Egyptians remain optimistic about their economic future: 50% expect the economy to improve over the next 12 months, only 20% think it will worsen, and 28% believe it will stay about the same.

A growing number of Egyptians sees Islam as playing a major role in the political life of the country – 66% currently compared with 47% in 2010. For the most part, those who believe Islam is playing a large role see this as good for the country, but more disagree with that view this year than last. Conflicting views about the role of religion in politics are also seen in the significant numbers who say Saudi Arabia is the best model for Egypt, yet endorse key features of democracy. Among those who choose Saudi Arabia over Turkey as the best model for Egypt, two-thirds also say democracy is preferable to any other kind of government. More than six-in-ten say it is very important to live in a country with a free press (64%), honest multiparty elections (63%), and freedom of speech (61%).

U.S. Image Still Negative

America's image remains overwhelmingly negative – only 19% offer a favorable opinion of the U.S., basically unchanged from 20% in 2011. But a large majority does not see the U.S. as having a major influence on political developments in Egypt.

Confidence in Obama Slips Further



Egyptian opinions about President Obama have grown steadily more negative over the course of his presidency. In a 2009 poll conducted a few months after he took office, Egyptians were divided over the new

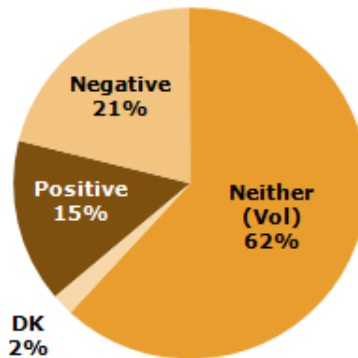
American president: 42% expressed a great deal or some confidence that he would do the right thing in world affairs; 47% said they had little or no confidence.¹ Today, 29% have confidence in Obama, while 69% lack confidence.



Although the U.S. has sent billions of dollars in aid to Egypt over the last few decades, few believe it is helping the country. Indeed, roughly six-in-ten say both American military and economic aid are having a mostly negative impact on Egypt.

Despite these negative sentiments, a majority of Egyptians says either they want the U.S.-Egypt relationship to stay about as close as it has been in recent years (35%) or become even closer (20%), while 38% would like to see relations become less close.

U.S. Influence Irrelevant to Current Political Situation



PEW RESEARCH CENTER Q103.

Overall, Egyptians believe the U.S. exerts a limited influence on their country's tumultuous politics. When asked whether the American response to Egypt's political situation is having a positive or negative impact, 62% say it is having neither.

Moreover, few believe there is a hidden Western hand behind the country's ongoing protests. Just 21% say the demonstrations are a result of Western efforts to destabilize Egypt, while 74% think the protests reflect genuine Egyptian discontent with the country's political situation.

Also of Note

- Six-in-ten say the People's Assembly, Egypt's newly elected lower house of parliament, is having a positive influence on the country, while 39% believe it is having a negative effect.
- Four-in-ten believe that under an FJP-led government women will have more rights than they had in the past, while 27% say they will have fewer rights. Roughly three-in-ten (31%) think women will have about the same rights as in the past.

- Views toward one-time presidential hopeful Mohamed ElBaradei have soured. In 2011, 57% held a positive view of the former International Atomic Energy Association (IAEA) chief, while just 39% rated him negatively. Now opinions are divided: 48% favorable, 50% unfavorable.
- Fayza Abul Naga, the Egyptian Cabinet official who led efforts to prosecute American NGO representatives (as well as representatives from Egyptian and other foreign NGOs) enjoys little popularity. Abul Naga, who is a holdover from the Mubarak era, receives a favorable rating from 35% of Egyptians, while 50% offer a negative assessment.

• **Source:** <http://www.pewglobal.org/2012/05/08/egyptians-remain-optimistic-embrace-democracy-and-religion-in-political-life/?src=prc-headline>

Gilani's Gallopedia (2007-2012)

A Quantitative Analysis

A quantitative analysis of global polls monitored during the 4 year period January 2007 – May 2012

KEY STATISTICS

- 1- Number of Surveys (*a selection on key political and social issues*): \simeq 6,407 polls during the period 2007-2012
- 2- Subjects of Interest (*we have made a list of 125 subjects, further grouped into 9 broad categories, namely: **Governance**, **Globalization** (inclusive of global economic issues) **Global Conflicts** (conflict zones), **Global leaders** (USA and Emerging powers), **Global Environment**, **Family**, **Religion**, and **other miscellaneous***)
- 3- Number of **countries** covered by one or more surveys: \simeq 178 during the period 2007-2012
- 4- Number **polling organizations** whose polls have been cited: \simeq 347 during the period 2007-2012

