

Gallopedia

From **Gilani Research Foundation**

May 2012, issue # **224***

Compiled on a weekly basis since January 2007

Gilani's Gallopedia is a weekly Digest of Opinions in a globalized world - one window on global opinion polling compiled by Gilani Research Foundation

Who are we?

Gilani's Gallopedia is a weekly digest of opinions in a globalized world. It provides a one window access to Global Opinion Polls on a weekly basis. It is produced by a team of researchers led by Dr. Ijaz Shafi Gilani, and is a not for profit public service. It is co-edited by Mohammad Zubair and Sara Salam.

Gilani's Gallopedia is in a way the 'wikipedia' for global polling. We plan to make it an interactive platform where you are both *reader* and *contributor*. ❖

Contact Details:

Sara Salam
Assistant Manager
Gilani Research Foundation
Email: sara.salam@gilanifoundation.com




Topic of the week: (Click for details)

INSIDE THIS ISSUE

THIS WEEK'S REPORT CONSISTS OF **25** NATIONAL & MULTI COUNTRY SURVEYS. **12** POLLING ORGANIZATIONS HAVE BEEN REPRESENTED.

Pg **2**

Asia zone
this week- **04** national polls



Pg **3**

Euro Americas zone
this week- **18** national polls
Multi-national - 04 Polls



Pg **7**

Topic of the week-
GLOBAL INDEX OF SUPPORT FOR IMMIGRATION



Countries represented in blue, Polling organizations represented in pink. For reference to source of each poll clicks to detail are provided in the text



Asia zone

► MIDDLE EAST& NORTH AFRICA; WEST ASIA; SOUTH ASIA; NORTH ASIA; EAST ASIA

► MIDDLE EAST & NORTH AFRICA


224-1 **Support for Islamists Declines as Egypt's Election Nears** (Click for Details)

([Egypt](#)) Islamists appear to be losing steam in the lead-up to Egypt's presidential election next week, according to recent Gallup surveys. Less than half of Egyptians (42%) polled in April say they support the Muslim Brotherhood, a noticeable decline from 63% who said the same in February. Support for conservative Islamists, often referred to as "Salafis," is also down, but less dramatically. ([Gallup USA](#))

May 18, 2012

[1.1 Domestic Politics » Elections](#)

[2.7 Foreign Affairs & Security » Muslim World](#)



224-2 **Most GCC Residents Not Getting Frequent Exercise** (Click for Details)

Less than half of adults in most Gulf Cooperation Council (GCC) countries -- except for Oman -- report getting frequent exercise. Respondents in Saudi Arabia are the least likely in the region to say they exercise for at least 30 minutes, three or more days per week, with fewer than one in four reporting that they exercise this much. ([Gallup USA](#))

May 16, 2012

[4.7 Society » Morality, Values & Customs / Lifestyle](#)

► SOUTH EAST ASIA

224-3 **Overwhelming 88% Of Kota Kinabalu And Penampang Voters Want RCI To Investigate The Alleged Illegal Immigrant Issues In Sabah** (Click for Details)

([Malaysia](#)) A survey among voters in the constituencies of Kota Kinabalu and Penampang found that 88% of the respondents agreed to the proposal that a royal commission of investigation (RCI) be established to investigate the alleged illegal immigrant issues in Sabah. The support to setup the RCI is high across all segments of voters. ([Merdeka Center](#))

May 15, 2012

[4.8 Society » Immigration/Refugees](#)

► NORTH EASTASIA

224-4 **TABLE-Support For Japan PM Remains Low Over Nuclear Safety** (Click for Details)

([Japan](#)) Only about one in every four voters support Japanese Prime Minister Yoshihiko Noda, a newspaper survey showed on Monday, as many disapprove of the government's nuclear safety policy and oppose its plan to double the sales tax. ([Reuters](#))



May 20, 2012

1.2 Domestic Politics » Performance Ratings



Euro Americas zone

► EAST EUROPE; WEST EUROPE; NORTH AMERICA;
LATIN AMERICA & AUSTRALASIA

EUROPE

► EAST EUROPE

224-5 **Declining Support For Government Of Donald Tusk And For Civic Platform** (Click for Details)

(Poland) The coalition of Civic Platform and Polish Peasant Party (PO-PSL), which has governed Poland for over four years, is losing social support. Evaluations of the government of Donald Tusk have deteriorated. At present, they are the worst, if both parliamentary terms are considered. (CBOS)

March 2012

1.2 Domestic Politics » Performance Ratings

1.3 Domestic Politics » Governance



224-6 **United Russia Party: After Elections And Before Renewal** (Click for Details)

(Russia) The image of United Russia party has been weakened after State Duma elections in December. However, it remains to be the leading and the most strongest party of Russia, and evokes more positive emotions than the negative ones. (Russian Public Opinion Research Center)

April 26, 2012

1.4 Domestic Politics » Political Parties

► WEST EUROPE

224-7 **Half of Britons Disagree with Public Pension Reform Plan** (Click for Details)

(Britain) Only a third of people in Britain are in favour of the Government's plan to implement changes to public sector pensions, a new Angus Reid Public Opinion poll has found.

Across Britain, 52 per cent believe the recent strikes from public sector workers are justified. (Angus Reid)

May 15, 2012

3.9 Economy » Financial systems & Institutions

224-8 **Support for the Monarchy is at an all time high** (Click for Details)

(UK) With Her Majesty the Queen's Diamond Jubilee just around the corner, the British public's support for the country remaining a monarchy is at a record high level according to an Ipsos MORI poll. Eight in ten (80%) British adults favour Britain remaining a monarchy compared to 13% that want to see it becoming a republic. (Ipsos Mori)

May 19, 2012

1.3 Domestic Politics » Governance



224-9 Voters Believe The Conservatives Have Lost Economic Credibility (Click for Details)

(UK) The latest Ipsos MORI Political Monitor show that Labour has closed the gap on the economy and the majority of voters believe coalition has been bad for both the Tories and Lib Dems. (Ipsos Mori)

May 18, 2012

[1.4 Domestic Politics](#) » [Political Parties](#)

224-10 Will Britain Vote To Leave The EU? (Click for Details)

(Britain) YouGov's latest survey for the Sunday Times finds that only 28% of UK residents would vote in a referendum for Britain to stay in the EU – the lowest in recent times. Fifty-one per cent would vote to leave. As Yes Minister's Sir Humphrey Appleby would doubtless put it, a commitment by a pro-European party to such a referendum sounds appallingly courageous.

(Yougov)

May 21, 2012

[2.8 Foreign Affairs & Security](#) » [International / Regional Organizations](#)



AMERICAS

► NORTH AMERICA

224-11 Americans' Negativity About U.S. Moral Values Inches Back Up (Click for Details)

(USA) Americans are more than twice as likely to rate the state of moral values in the United States as "poor" rather than as "excellent" or "good." The 43% who say the state of moral values is "poor" is up from last year, but similar to what Gallup measured from 2006 to 2010. (Gallup USA)

May 18, 2012

[4.7 Society](#) » [Morality, Values & Customs / Lifestyle](#)

224-12 One-Third of U.S. Small-Business Owners Feel Debt Burden (Click for Details)

Thirty-six percent of U.S. small-business owners who have borrowed for their business in the past are very or somewhat uncomfortable with their company's debt, according to the April Wells Fargo/Gallup Small Business Index poll. Sixty-two percent of owners are very or somewhat comfortable with the debt their company is carrying. (Gallup USA)

May 16, 2012

[3.8 Economy](#) » [Enterprise/ Investments](#)

224-13 National Mood a Drag on Obama's Re-Election Prospects (Click for Details)

Some six months before voters head to the polls to choose the next president of the United States, Gallup finds several indicators of the economic and political climate holding steady at levels that could be troublesome for President Barack Obama. According to Gallup polling in early May, Obama's approval rating is below 50%, Americans' satisfaction with the direction of the country is barely above 20%, and the economy remains a dominant concern. (Gallup USA)

May 16, 2012

[1.1 Domestic Politics](#) » [Elections](#)

[1.2 Domestic Politics](#) » [Performance Ratings](#)



224-14 **Americans See Obama as Solid Favorite to Win Election** (Click for Details)

Fifty-six percent of Americans think Barack Obama will win the 2012 presidential election, compared with 36% who think Mitt Romney will win. Democrats are more likely to believe that Obama will win than Republicans are to believe Romney will. Independents are nearly twice as likely to think that Obama, rather than Romney, will prevail. (Gallup USA)

May 15, 2012

[1.1 Domestic Politics » Elections](#)

[1.2 Domestic Politics » Performance Ratings](#)

224-15 **Romney Registers Personal Best 50% Favorable Rating** (Click for Details)

Fifty percent of Americans now have a favorable opinion of presumptive Republican presidential nominee Mitt Romney, up from 39% in February and his highest by 10 percentage points. His current 41% unfavorable rating, though, leaves him with a net score of +9, after being at -8 in February. In roughly half of the 28 measurements Gallup has taken of Romney since 2006, more Americans have viewed him negatively than positively. (Gallup USA)



May 17, 2012

[1.1 Domestic Politics » Elections](#)

[1.2 Domestic Politics » Performance Ratings](#)

224-16 **Americans' Optimism About Their Financial Future Recovers** (Click for Details)

Americans' expectations for their personal financial situations have recovered from the low point of four years ago, with 63% now saying they expect to be better off a year from now, up from 52% in late May/early June 2008. The 18% who say they will be financially worse off in a year is by one percentage point the lowest since 2003. (Gallup USA)

May 16, 2012

[3.1 Economy » Perceptions on Performance/ Well-Being](#)

224-17 **In Presidential Election, Age Is a Factor Only Among Whites** (Click for Details)

(USA) Barack Obama maintains a substantial edge over Mitt Romney among voters younger than age 40, while Romney wins among those 40 and older. Obama does best among those 18 to 29, beating Romney by 21 percentage points, while Romney's best group is those aged 70 and older, among whom he wins over Obama by a 14-point margin. (Gallup USA)

May 18, 2012

[1.1 Domestic Politics » Elections](#)

224-18 **Stay-at-Home Moms Report More Depression, Sadness, Anger** (Click for Details)

The degree of difficulty of being a stay-at-home parent is evident in a new Gallup analysis of more than 60,000 U.S. women interviewed in 2012. Non-employed women with young children at home are more likely than women with young children at home who are employed for pay to report experiencing sadness and anger a lot of the day "yesterday." Stay-at-home moms are also much more likely to report having ever been diagnosed with depression than employed moms. Employed moms are about as emotionally well-off as working women who do not have children at home. (Gallup USA)

May 18, 2012

[4.2 Society » Family](#)

[4.11 Society » Health](#)

224-19 **Three Quarters Give Obama Credit for Killing bin Laden, but Half Disapprove of Touting in Ads** (Click for Details)

(Click for Details)

One year after ordering the raid that killed Osama bin Laden, a large majority of US voters give President Obama credit for the successful mission, but half do not think he should be citing it in campaign advertising, a new IBOPE Inteligência survey shows. **(Ibope-Zogby)**

May 16, 2012

[1.2 Domestic Politics » Performance Ratings](#)

[2.4 Foreign Affairs & Security » Terrorism](#)

► **LATIN AMERICA**

224-20 **Leftist Mexican Presidential Candidate Rises In Poll** (Click for Details)

(Mexico) Leftist Mexican presidential candidate Andres Manuel Lopez Obrador has moved up into a second-place tie in the latest voter survey by pollster BGC, but front-runner Enrique Pena Nieto maintains a large lead. **(BGC)**

May 13, 2012

[1.1 Domestic Politics » Elections](#)

[1.2 Domestic Politics » Performance Ratings](#)



► **AUSTRALASIA**

224-21 **Australians Don't Want Foreign Ownership Of Farmland** (Click for Details)

(Australia) A special telephone Morgan Poll on foreign ownership of farmland shows that a large majority of Australians (74%) disapprove of foreign investors buying Australian farmland compared to only 20.5% that approve while 5.5% can't say. **(Roy Morgan)**

May 16, 2012

[4.4 Society » Civil Society](#)

[4.8 Society » Immigration/Refugees](#)

► **MULTI-COUNTRY SURVEYS**

224-22 **Americans and Canadians Feel They Have Lost Out with NAFTA** (Click for Details)

People in the United States claim Mexico has benefited the most from the deal, while Canadians think the Americans are the real winners. **(Angus Reid)**

May 17, 2012

[3.6 Economy » Economic Globalization](#)



224-23 **English is the Common Link for Employees Who Interact with People From Other Countries** (Click for Details)

A majority (67%) of global employees in 26 countries who say they work in a job that requires them to interact with people from other countries indicate the language used most often in those interactions is English. The poll was conducted in an online survey among 13,644 employees in 26 countries on behalf of Reuters News. **(Ipsos Mori)**

May 16, 2012

[4.7 Society » Morality, Values & Customs / Lifestyle](#)

[4.8 Society » Immigration/Refugees](#)

224-24 **Majority of Sustainability Experts Fear Rio+20 UN Summit Will Be Wasted Opportunity** [\(Click for Details\)](#)

According to a major international poll of sustainable development experts, a majority of opinion leaders surveyed (57%) view the Rio+20 United Nations Summit scheduled for June 20-22, 2012 as a critical opportunity to make progress on sustainability leadership, but very few (13%) think it will succeed. ([Globescan](#))

April 26, 2012

[2.8 Foreign Affairs & Security » International / Regional Organizations](#)



224-25 **Global Index OF Support For Immigration: A technologically 'borderless' world is sharply divided on immigration across borders** [\(Click for Details\)](#)

A world which technology fans like to call 'Borderless' is sharply divided on 'Immigration across Borders': 34% of the world in a global poll call it a 'good thing' while 38% consider it a 'bad thing'. Thus net support for immigration is -4%. Interestingly the poll shows there is a global citizenry which is divided on the desirability of immigration across borders; but the divisions are among citizens and not necessarily among nations or their conventionally perceived national interests. ([WIN-GIA](#))

[4.8 Society » Immigration/Refugees](#)

Topic of the week:

GLOBAL INDEX OF SUPPORT FOR IMMIGRATION

► This issue provides two interesting poll findings and buzz monitoring on this subject.

Zurich, 25 May 2012

A world which technology fans like to call 'Borderless' is sharply divided on 'Immigration across Borders': 34% of the world in a global poll call it a 'good thing' while 38% consider it a 'bad thing'. Thus net support for immigration is -4%. Interestingly the poll shows there is a global citizenry which is divided on the desirability of immigration across borders; but the divisions are among citizens and not necessarily among nations or their conventionally perceived national interests.



The WIN-Gallup International 'Immigration index' which measures perceptions about immigration is based on interviews with more than 50,000 men and women selected from 59 countries across the globe in five continents. The survey also provides trend data for shifts in attitudes since 2005.

A world-wide poll conducted by WIN-Gallup International, a network of the world's top most independent pollsters, asked exactly the same question in 59 countries across the globe:

Question: Generally speaking, do you think immigration including bringing in foreign workers is a good thing or a bad thing for this country?

In response to this **34%** of the world said it is a good thing, **38%** said it is a 'bad thing': **23%** said 'neither good nor bad' while **5%** were unable to answer.

In **21** of the 59 polled countries there is net favor for immigration while there is net opposition in the remaining **38** countries.

The global poll found interesting differences in attitudes towards immigration across nations.



The support for Immigration varies by national income levels as well as national population density. But interestingly not all high income level countries are opposed to immigration. Similarly views on immigration are not necessarily divided by the level of population density. The data in this poll explore the variety of views across nations and individuals within nations. The world is increasingly witnessing a global citizenry which is divided on key issues such as immigration across borders, but the views are not necessarily divided across the perceived national interest of states. These details are provided in 7 Tables in the text of this

short Report. (See Table 1-7 ahead)

The poll was conducted by the oldest and the largest network of opinion pollsters affiliated with WIN-Gallup International in **59** countries covering more than **74%** of the world's population.

Commentary by Jean-Marc Leger (President WIN-Gallup International, the network which runs the Annual barometer of opinions since 1977)

“The world is divided on many issues including on whether immigration across borders is a good or bad thing. But we discover in our global poll that opinions are nevertheless borderless. Consequently, views supporting and opposing immigration cut across national boundaries. Global polling is helping to identify multinational groups which either favor or oppose immigration across borders. It is one of the most important economic realities of our time and therefore WIN-Gallup International will track this Index and measure changes in global attitudes over the years.”

Methodology:

The global barometer of hope and despair is an annual tradition initiated by and designed under the chairmanship of Dr. George Gallup in 1977. It is conducted every year since then. This year it was carried out by associates of WIN-Gallup International in 59 countries around the world.

Sample Size and Mode of Field Work:


A total of 53,433 persons were interviewed globally. In each country a national probability sample of around 1000 men and women was interviewed either face to face (36 countries; n=34,890), via telephone (11

countries; n=7,661) or online (12 countries; n=10,882). Details are attached. The field work was conducted during November 2011- January 2012. In general the error margin for surveys of this kind is +3-5% at 95% confidence level.



The global average has been computed according to the share of the covered adult population of the surveyed countries.

What is the **Immigration Index**?



The **Immigration Index** represents the percentage of the population in a country which feels positively towards Immigration minus those who feel negatively about immigration.

Operational Definition of

Immigration Index: percent of population that supports immigration minus percent of population that is against immigration

Value of

Immigration Index in 2012: 34% (support immigration)
 Minus 38% (against immigration)*
 = -4%

* Among the balance, 23% say 'Neither Good nor Bad' and 5% did not answer

FOR COMPLETE VERSION OF THIS REPORT PLEASE CONSULT:

<http://www.gallup.com.pk/eoy11/pressreleases/GlobalINDEXOfSupportForImmigration.pdf>

Gilani's Gallopedia (2007-2012)

A Quantitative Analysis

A quantitative analysis of global polls monitored during the 4 year period January 2007 – May 2012

KEY STATISTICS

- 1- Number of Surveys (*a selection on key political and social issues*): \approx 6,407 polls during the period 2007-2012
- 2- Subjects of Interest (*we have made a list of 125 subjects, further grouped into 9 broad categories, namely: **Governance**, **Globalization** (inclusive of global economic issues) **Global Conflicts** (conflict zones), **Global leaders** (USA and Emerging powers), **Global Environment**, **Family**, **Religion**, and **other miscellaneous***)
- 3- Number of **countries** covered by one or more surveys: \approx 178 during the period 2007-2012
- 4- Number **polling organizations** whose polls have been cited: \approx 347 during the period 2007-2012

