

Gallopedia

From **Gilani Research Foundation**

August 2012, issue # **234***

Compiled on a weekly basis since January 2007

Gilani's Gallopedia is a weekly Digest of Opinions in a globalized world - one window on global opinion polling compiled by Gilani Research Foundation

Who are we?

Gilani's Gallopedia is a weekly digest of opinions in a globalized world. It provides a one window access to Global Opinion Polls on a weekly basis. It is produced by a team of researchers led by Dr. Ijaz Shafi Gilani, and is a not for profit public service. It is co-edited by Mohammad Zubair and Sara Salam.

Gilani's Gallopedia is in a way the 'wikipedia' for global polling. We plan to make it an interactive platform where you are both *reader* and *contributor*. ❖

Contact Details:

Sara Salam
Assistant Manager
Gilani Research Foundation
Email: sara.salam@gilanifoundation.com



Topic of the week: (Click for details)

INSIDE THIS ISSUE

THIS WEEK'S REPORT CONSISTS OF **26**
NATIONAL & MULTI COUNTRY SURVEYS. **14**
POLLING ORGANIZATIONS HAVE BEEN
REPRESENTED.

| | | |
|-------------|---|--|
| Pg 2 | Asia zone this week- 06 national polls |  |
| Pg 3 | Euro Americas zone this week- 18 national polls Multi-Country Polls – 02 Polls |  A Mormon in the White House? |
| Pg 7 | Topic of the week- LONDON OLYMPICS |  |

Countries are represented in blue; Polling organizations are represented in pink. For reference to source of each poll clicks to detail are provided in the text



Asia zone

► MIDDLE EAST & NORTH AFRICA; WEST ASIA; SOUTH ASIA; NORTH ASIA; EAST ASIA

► MIDDLE EAST & NORTH AFRICA

234-1 **IRI Poll: Syrian Refugees in Lebanon Desire New Government, Democracy** (Click for Details)

(Lebanon) An overwhelming majority (90 percent) of Syrian refugees had heard about former UN Secretary General Kofi Annan's plan to end the conflict in Syria. A majority (66 percent) of those respondents do not support the plan. Similarly a majority (87 percent) of respondents support the aims of the opposition, as defined generally. However, 78 percent believe opposition groups have not made their aims clear to the public. (IRI)

July 25, 2012

[1.3 Domestic Politics » Governance](#)

[2.5 Foreign Affairs & Security » Regional Conflicts/ Issues](#)

234-2 **The Palestinians Seem Divided Between Hamas and Fateh** (Click for Details)

(Palestine) A recent survey shows that just over half of the Palestinians believe that things are going in the wrong direction. Views in Gaza and West Bank differ to an extent however, President Abbas and PM Fayyad enjoys approval of more Palestinians than do Hamas PM Haniyeh.

(AWRAD)

July 2012

[1.4 Domestic Politics » Political Parties](#)

[1.4 Domestic Politics » Political Parties](#)



► WEST ASIA

234-3 **Over half of Pakistanis Oppose Immunity for Top Leadership Against Court Proceedings** (Click for Details)

(Pakistan) According to a recent survey only 16% support a law passed by the Parliament giving immunity against court proceedings to top leadership of government; 51% oppose, 33% are indifferent. (Gallup Pakistan)

July 27, 2012

[1.3 Domestic Politics » Governance](#)


[4.4 Society » Civil Society](#)

[4.9 Society » Justice](#)

234-4 **An Overwhelming Majority of Pakistanis Identify Themselves as 'Religious'** (Click for Details)

(Pakistan) According to a recent survey 84% of Pakistanis define themselves as a religious persons, 12% say they are 'not religious'; 1% claim they are atheists; 3% did not answer. (Gallup Pakistan)

July 24, 2012



4.1 Society » Religion

► **SOUTHEAST ASIA**

234-5 **PM's Approval Rating Remains in Positive Territory** (Click for Details)

(Malaysia) An opinion survey conducted among voters in Peninsular Malaysia found that the prime minister's approval rating has remained stable in positive territory, at 64% in June 2012 compared to 65% in May 2012. (Merdeka)

July 26, 2012

1.2 Domestic Politics » Performance Ratings



234-6 **Net satisfaction with National Administration stays "good" at +44** (Click for Details)

(Philippines) The Second Quarter 2012 Social Weather Survey, fielded from May 24-27, 2012, found 63% of adults satisfied, 18% neither satisfied nor dissatisfied, and 18% dissatisfied with the general performance of the National Administration, for a good net satisfaction rating of +44 (% satisfied minus % dissatisfied, correctly rounded). This is similar to the good +46 (64% satisfied, 18% dissatisfied) in the previous quarter.

(SWS)

July 30, 2012

3.1 Economy » Perceptions on Performance/ Well-Being



Euro Americas zone

► EAST EUROPE; WEST EUROPE; NORTH AMERICA;
LATIN AMERICA & AUSTRALASIA

EUROPE

► **EAST EUROPE**



234-7 **Alexei Kudrin and his Liberal Party: Political Prospects** (Click for Details)

(Russia) Russians are quite skeptical about political prospects of Alexei Kudrin, as well as the political future of his liberal party. Russians consider Alexei Kudrin mainly as former minister of finance (38%). Rarer they perceive him as a competent politicians or a person who did not please the authorities (2% for each), a member of government or the head of the Committee of Civil Initiatives (1% for each) and et cet. His name is familiar to most of Russians (35%); other 21% do not know who he is. (Russian Public Opinion Research Center)

June 25, 2012

1.4 Domestic Politics » Political Parties

► **WEST EUROPE**

234-8 **Sunday Trading Poll** (Click for Details)

(UK) A recent survey suggests that a permanent relaxation in the laws may become inevitable sooner rather than later as the current younger generation of shoppers matures. Around half of adults (52%) said they were against a permanent extension of the current Sunday Trading laws following the Olympics compared to 36% who were in favour of a permanent extension of the laws. The remaining 12% were undecided. (Ipsos Mori)

July 30, 2012

[3.2 Economy » Consumer Confidence/Protection](#)
[4.7 Society » Morality, Values & Customs / Lifestyle](#)

234-9 **Public Want Local Improvement in Job Prospects and Activities for Teenagers** ([Click for Details](#))

Just over a third of British adults (35%) identify activities for teenagers as the top priority for improvement in their local area, according to the Ipsos MORI Local Improvement Index. The finding comes from a poll on local issues undertaken by Ipsos MORI last month and published in the Municipal Journal. Activities for teenagers feature just above job prospects (34%) as a priority for improvement, followed by the condition of roads and pavements (32%). ([Ipsos Mori](#))

July 26, 2012

[3.3 Economy » Employment Issues](#)

234-10 **The Public Mood As The Olympics Begin** ([Click for Details](#))

Ipsos Mori Issue Index shows that the public are still most concerned about the economy and unemployment, though worry about race/immigration and the NHS has increased. ([Ipsos Mori](#))

July 25, 2012

[4.15 Society » Sports](#)

234-11 **Favourite Olympic sports** ([Click for Details](#))

A recent poll has found that athletics, swimming and track cycling are Britons' favourite Olympic sports, as the opening of the London Games draws closer, among those who say they're interested in the Games. ([Yougov](#))

July 27, 2012

[4.15 Society » Sports](#)



234-12 **Young People On The Future** ([Click for Details](#))

Despite the prospect of higher tuition fees and a lack of jobs upon leaving education, there is a surprising wave of optimism amongst young people in Britain. Two thirds of young Britons are broadly optimistic about their future, according to our new poll for British Future, exploring the views of British adults aged eighteen to twenty-four. ([Yougov](#))

July 27, 2012

[3.1 Economy » Perceptions on Performance/ Well-Being](#)
[4.10 Society » Education](#)

234-13 **London 2012: Will it be a success?** ([Click for Details](#))

Despite being hit by problems in recent weeks such as clashing industrial action, pessimism about public transport capacity, and G4S security failures, poll shows the majority of the British public feels the 2012 London Olympics will be a success. ([Yougov](#))

July 26, 2012

[4.15 Society » Sports](#)

234-14 **Consumer Climate Remains Constant** ([Click for Details](#))

([Germany](#)) The variable development of the consumer mood once again continued in July. On the whole, income expectations and willingness to buy remained at very good levels. The latter improved slightly while

income expectations dropped a little. In con-contrast, economic expectations deteriorated further. Following a value of 5.8 points in July, the overall indicator is forecasting a value of 5.9 points for August. (GFK)

July 26, 2012

[3.2 Economy » Consumer Confidence/Protection](#)

234-15 **Londoners Less Likely to Exercise than Rest of UK, Berliners** (Click for Details)

(UK) As the 2012 London Olympics gets underway, Britons living in the nation's capital are less likely to be exercising frequently than Britons elsewhere in the country -- and they also lag behind Berliners and those who reside elsewhere in Germany. About half of adult residents in London say they exercise for at least 30 minutes three or more times per week, compared with 54% for the rest of the UK. (Gallup USA)

July 27, 2012

[4.7 Society » Morality, Values & Customs / Lifestyle](#)

AMERICAS

► NORTH AMERICA

234-16 **Americans More Positive Than Negative Toward Netanyahu** (Click for Details)

(USA) Americans have a more positive (35%) than negative (23%) view of Israeli prime minister Benjamin Netanyahu, though four in 10 are not familiar enough with him to rate him. Views of Netanyahu are similar to what they were in Gallup's last measurement -- in May 1999, during the latter part of his first term as prime minister. (Gallup USA)

July 27, 2012

[1.2 Domestic Politics » Performance Ratings](#)



234-17 **Most Americans Plan to Watch the Olympics, but Not Online** (Click for Details)

Fifty-nine percent of Americans say they plan to watch a "great deal" or "fair amount" of the 2012 Summer Olympics, similar to the percentage for the past three Summer Olympics. However, the 24% who plan to watch "a great deal" is higher than in past years. (Gallup USA)

July 27, 2012

[4.15 Society » Sports](#)

[4.6 Society » Media/ New Media](#)

234-18 **Little Voter Discomfort with Romney's Mormon Religion** (Click for Details)


Most voters continue to say it is important for a president to have strong religious beliefs. But voters have limited awareness of the religious faiths of both Mitt Romney and Barack Obama. And there is little evidence to suggest that concerns about the candidates' respective faiths will have a meaningful impact in the fall elections. (Pew Research Center)

July 26, 2012

[1.1 Domestic Politics » Elections](#)

[1.4 Domestic Politics » Political Parties](#)

[4.1 Society » Religion](#)



234-19 **U.S. Business Owners Now Among Least Approving of Obama** (Click for Details)

U.S. business owners' approval of President Barack Obama fell in the second quarter of 2012 to 35%, essentially tying farmers and fishers for the lowest approval among major occupational groups. Overall, professional workers remain the most approving, at 52%. ([Gallup USA](#))

July 26, 2012

[1.2 Domestic Politics](#) » [Performance Ratings](#)

[3.8 Economy](#) » [Enterprise/ Investments](#)



234-20 **Democratic Voting Enthusiasm Down Sharply From 2004, 2008** ([Click for Details](#))

Democrats are significantly less likely now (39%) than they were in the summers of 2004 and 2008 to say they are "more enthusiastic about voting than usual" in the coming presidential election. Republicans are more enthusiastic now than in 2008, and the same as in 2004. ([Gallup USA](#))

July 25, 2012

[1.1 Domestic Politics](#) » [Elections](#)

[1.4 Domestic Politics](#) » [Political Parties](#)

234-21 **Obama's Character Edge Offsets Romney's Economic Advantage** ([Click for Details](#))

Americans tend to see Mitt Romney as better able to handle key issues than President Obama is, particularly those relating to the economy. However, Americans give Obama the edge on most character dimensions, especially basic likability. ([Gallup USA](#))

July 24, 2012

[1.2 Domestic Politics](#) » [Performance Ratings](#)

234-22 **Obama Job Approval Up Slightly in 14th Quarter** ([Click for Details](#))

Barack Obama averaged 46.8% job approval during his 14th quarter in office, marking a slight improvement from quarter 13. His quarterly average approval rating has improved at least slightly in each of the last three quarters after dipping to a low 41.0% in the 11th quarter. ([Gallup USA](#))

July 23, 2012

[3.3 Economy](#) » [Employment Issues](#)

234-23 **85% Concerned Drought Will Increase Food Prices** ([Click for Details](#))

The ongoing drought in the nation's bread basket has eight in ten US adults concerned about possible rising food prices a new IBOPE Inteligência poll indicates cutting back on dining out is the most likely way consumers may compensate for higher grocery bills. ([Ibope-Zogby](#))

July 26, 2012

[3.4 Economy](#) » [Inflation](#)

[4.14 Society](#) » [Environment/ Disasters](#)



► **LATIN AMERICA**

234-24 **Latin America is Ready for the Olympic Games (Multi-country survey)** ([Click for Details](#))

Latin America is getting ready to sum up to the fever for the Olympic Games London 2012, a major sporting event that will have a great joining through satellite among the audience in the region. This is according to the numbers obtained in an internal study made in July 2012 among more than 20 thousand panelists from Argentina, Brazil, Chile, Colombia, Mexico and Venezuela. ([Livra Panels](#))

July 30, 2012

4.15 Society » Sports

► **MULTI-COUNTRY SURVEYS**234-25 **Most Global Citizens Plan to Watch Olympics, Especially Track and Field and Soccer** (Click for Details)

As the world waits anxiously for the start of the 2012 Summer Olympic Games in London, England, a new survey indicates that almost three quarters (72%) of residents of 24 countries plan to watch at least some part of the events this year. The poll by global leading research company Ipsos, on behalf of Reuters News, finds that viewers intend to watch on television sets (65%), the Internet (23%), their smartphones (6%) and tablets (4%). Global citizens appear especially interested in following track and field (20%) and soccer (20%) most closely, followed by swimming (16%), gymnastics (14%), volleyball (5%), tennis (5%), basketball (4%), boxing (3%) and cycling (2%). (Ipsos Global)

July 26, 2012

4.15 Society » Sports

234-26 **Worldwide, Greeks Most Pessimistic About Their Lives** (Click for Details)

The Greek government's promise of no new austerity measures this year may offer some much-needed hope to its citizens, whom Gallup surveys show are the most pessimistic in the world about the direction of their lives. More than four in 10 Greeks (42%) in 2011 expected their lives in five years to be worse than they were at the present time. Syria, the Czech Republic, and Portugal are the only other countries worldwide where at least one in three people rated their future lives worse than their current lives. (Gallup USA)

July 25, 2012

3.1 Economy » Perceptions on Performance/ Well-Being

**Topic of the week:****LONDON OLYMPICS**

► This issue provides three interesting poll findings regarding the London Olympics

1. London 2012: Will it be a success?**July 26, 2012****53% Brits say Games will 'be success'; 27% 'failure'; 30% say London will be better than Beijing 2008**

Despite being hit by problems in recent weeks – such as clashing industrial action, pessimism about public transport capacity, and G4S security failures – our poll shows the majority of the British public feels the 2012 London Olympics will be a success.

One in ten however, feels that the Games will be 'a failure', and over a quarter said it would be neither.

Page 7 of 17

Disclaimer: Gilani's Gallopedia is a not for profit activity and every effort has been made to give attribution to respective polling organizations. All material presented here is available elsewhere as public information. Readers may please visit the original source for further details. Gilani Research foundation does not bear any responsibility for accuracy of data or the methods and does not claim any proprietary rights benefits or responsibilities thereof.

***Archives:** Gilani's Gallopedia has been compiled on a weekly basis since January 2007. Previous material is available upon request. Please contact sara.salam@gilanifoundation.com

- 53% think the 2012 Olympics Games in London will be a success
- 27% think the 2012 Olympics Games in London will be neither a success nor a failure
- 10% think the Games will be a failure
- 10% don't know

Our most recent results on Britons' interest in the Olympics show the nation is fairly divided on the topic, with just over half (51%) saying they are interested in the Olympics taking place, while just under half (46%) say they are not interested. Meanwhile, the Paralympics have garnered even less interest with 41% interested and 56% not.

However, such lukewarm lack of interest towards a 'national event' does not necessarily indicate a collective 'failure' – our poll found that interest in another recent 'national' occasion, the 2011 Royal Wedding, was only at 43% just days beforehand; yet the nuptials were widely hailed as a success and viewed by billions around the world.

When surveyed, a majority of respondents (56%) said that they were either not very interested (30%) or not at all interested (26%) in the wedding.

How will London 2012 compare to previous Games?

With the Opening Ceremony taking place this Friday, all eyes will be on London as it seeks to put on a show in honour of the forthcoming events and athletes taking part.

But when thinking back to previous Games, the British public isn't clear whether the London events will be better than those of previous years, with significant numbers expecting the London Games to be fairly similar in quality to those gone by.

While half would bet London 2012 will come out better than the Athens 2004 Games, just under a third of those interested in the Olympics think Britain's capital will offer an improvement on the 2008 Beijing Games, and only around a quarter believes London will be better than the 2000 Sydney events.

- 49% think the London Games will be better than the 2004 Athens Olympics, 6% think the Athens games will be better, 23% think there won't be much difference
- 30% think the London games will be better than the 2008 Beijing Games, 21% think the Beijing Games will have been better, 30% think there won't be much difference
- 27% think the London Games will be better than the Sydney Games, 18% say the Sydney Games will win out, 34% say there will be not much difference between the two



Make or break: the first five days

The Telegraph is just one newspaper to report that 'failure is not considered an option' for organisers of London 2012, who face an unprecedented challenge this summer to keep things running smoothly for at least the first five days, which, reportedly, can 'make or break' the event.

LOCOG chief executive Paul Deighton stressed the importance of the 'first impressions' namely the Opening Ceremony, which demands – among other challenges – that thousands of spectators get in and out of the Olympic stadium without mishap or delay before broadcast to a billion-strong television audience. This includes 120 heads of state, 5,000 VIPs, up to 10,000 athletes, 12,000 performers and 40,000 spectators.

Sir James Dyson writes in The Guardian however that failure in general should not be ruled out or treated as disastrous, saying “[Failure] can spur on greatness, the cue to persist against the odds. Keep an eye out for the athletes who don't make it to the podium this year”, he continued, referring to the pressure athletes may be feeling as they prepare for next week's tournaments. "They may hold gold in Rio 2016."

Dyson added that in the event of “the keen sting of failure” with the event, subsequent sporting achievements “should not be shunned”.

Source: <http://research.yougov.co.uk/news/2012/07/26/london-2012-will-it-be-success/>

2. Most Americans Plan to Watch the Olympics, but Not Online

July 27, 2012

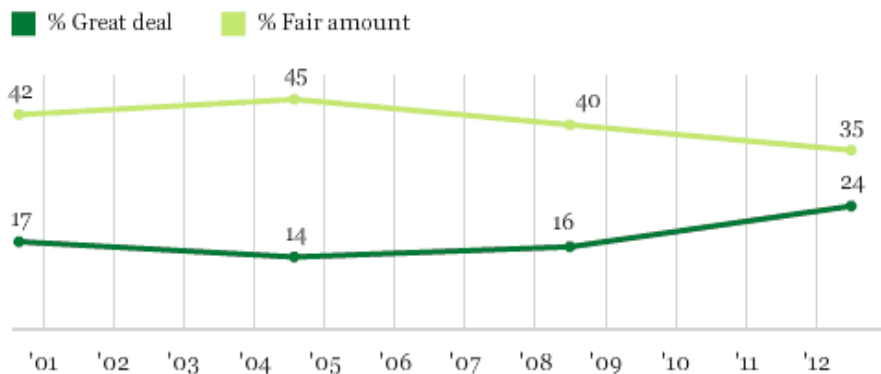
Olympic viewership likely to be similar to past years

WASHINGTON, D.C. -- Fifty-nine percent of Americans say they plan to watch a "great deal" or "fair amount" of the 2012 Summer Olympics, similar to the percentage for the past three Summer Olympics. However, the 24% who plan to watch "a great deal" is higher than in past years.



How much of the Olympics do you intend to watch?

Among national adults



Note: Aug. 9-11, 2004, poll question was asked of a half sample.

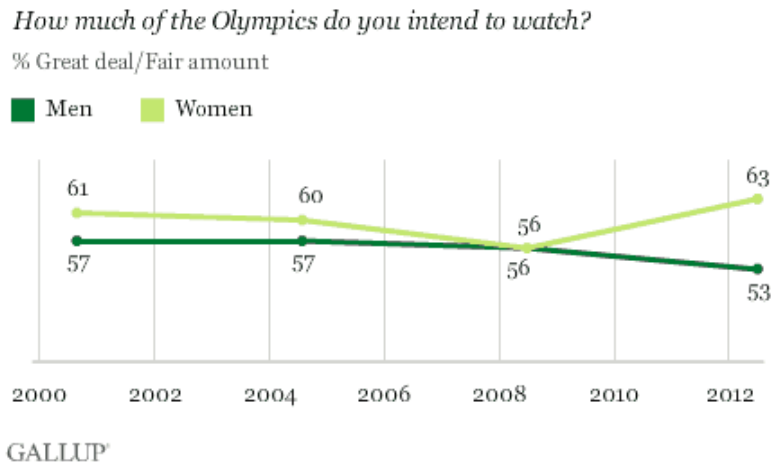
GALLUP

Twenty-eight percent plan to watch "not much" of the Olympics, while 13% say they will watch "none at all."

Gallup asked Americans about their Olympics-watching plans in a July 19-22 survey, ahead of the summer 2012 games, which kick off Friday night in London. Gallup asked the same question in advance of the 2000, 2004, and 2008 Summer Olympics.

Women More Likely Than Men to Say They Plan to Watch

Even though a 2009 Gallup poll found that men are more likely than women to be sports fans, in the current poll, women (63%) are more likely than men (53%) to say they plan to watch a great deal or fair amount of the Olympics. Women and men were about equally likely to plan to watch at least a fair amount in 2000, 2004, and 2008. Plans for watching the Olympics do not vary much among different subgroups of Americans beyond gender.



TV Still Dominates as Olympic Watchers' Viewing Platform of Choice

The overwhelming majority (85%) of those who plan to watch the Olympics say they will do so "only" (47%) or "mostly" (38%) on television. Only 4% of Americans who plan to watch say they will do so only or mostly via the Internet, even though all events, including less-popular sports and events involving other countries, will be live streamed online for the first time ever.

How do you plan to watch the Olympics?
 Asked of those who say they plan to watch a "great deal"/"fair amount" of the Olympics

| | % Only TV | % Mostly TV | % TV/ Internet equally | % Mostly Internet | % Only Internet |
|-----------------|-----------------|-------------------|---------------------------------|-------------------------|-----------------------|
| Jul 19-22, 2012 | 47 | 38 | 11 | 3 | 1 |
| Jul 25-27, 2008 | 48 | 41 | 9 | 1 | 1 |

GALLUP

Americans may already be less likely to watch the less popular sports and competition between other countries. They may also prefer the commentary on television, the ease of watching with family and friends on the larger television screen, and the convenient television times.

Despite the rise in Internet coverage, as well as the rise of portable viewing devices such as tablets and smartphones since the last Olympics, the percentage who plan to watch on TV vs. via the Internet has changed little since 2008.

Awareness About Where Olympics Are Being Held Is Up From Past



More Americans are able to identify the city where the Olympics are taking place this year than have done so in the past. In the summers of five past Olympic years, Gallup has asked Americans if they knew where that year's summer games were being held. This year, 65% of Americans correctly identified London, with an additional 8% identifying England as the location. For the previous three Summer Olympics, fewer than half could identify the host city.

The combined 73% correctly identifying the city or country of the Olympics is similar to what Gallup found in 2000-2008. However, it is much higher than in 1952 (32%) and 1948 (37%), during the early days of television. The 1948 Olympics were also held in London, with 20% at that time correctly identifying the host city and 17% the host country.

Do you by chance know where the 2012 Summer Olympics are being held this month?

| | % Correct response | % Partially correct | % Incorrect | % No opinion |
|--------------------------|-----------------------|------------------------|----------------|-----------------|
| | London | England | | |
| Jul 19-22, 2012 | 65 | 8 | 2 | 24 |
| TREND FROM PAST OLYMPICS | | | | |
| | Beijing, China | China | | |
| Jul 25-27, 2008 | 43 | 36 | 2 | 19 |
| | Athens, Greece | Greece | | |
| Aug 9-11, 2004 ^ | 45 | 26 | 8 | 21 |
| | Sydney, Australia | Australia | | |
| Sep 11-13, 2000 | 44 | 30 | 3 | 23 |
| | Helsinki, Finland | Europe | | |
| Jun 15-20, 1952 | 28 | 4 | 27 | 41 |
| | London | England | | |
| Jul 16-21, 1948 | 20 | 17 | 12 | 51 |

^ Asked of a half sample

GALLUP®

Implications

With nearly six out of 10 Americans planning to watch a great deal or fair amount of the 2012 Summer Olympics, Americans' attention may be diverted from the divisive presidential campaign to something that tends to bring Americans together. Despite the rise in technological advances that make live viewing of Olympic events possible, Americans still prefer to watch on television rather than on a computer, tablet, or smartphone. This is the case even though there is a five-hour time difference between London and the U.S. East Coast, suggesting that larger screens, force of habit, or daily schedules are stronger considerations than immediacy when it comes to how Americans will view the Olympics.

Survey Methods

Results for this Gallup poll are based on telephone interviews conducted July 19-22, 2012, with a random sample of 1,030 adults, aged 18 and older, living in all 50 U.S. states and the District of Columbia.

For results based on the total sample of national adults, one can say with 95% confidence that the maximum margin of sampling error is ± 4 percentage points.

For results based on the total sample of 624 national adults who plan to watch the Olympics, one can say with 95% confidence that the maximum margin of sampling error is ± 5 percentage points.

Interviews are conducted with respondents on landline telephones and cellular phones, with interviews conducted in Spanish for respondents who are primarily Spanish-speaking. Each sample includes a minimum quota of 400 cell phone respondents and 600 landline respondents per 1,000 national adults, with additional minimum quotas among landline respondents by region. Landline telephone numbers are chosen at random among listed telephone numbers. Cell phone numbers are selected using random-digit-dial methods. Landline respondents are chosen at random within each household on the basis of which member had the most recent birthday.

Samples are weighted by gender, age, race, Hispanic ethnicity, education, region, adults in the household, and phone status (cell phone only/landline only/both, cell phone mostly, and having an unlisted landline number). Demographic weighting targets are based on the March 2011 Current Population Survey figures for the aged 18 and older non-institutionalized population living in U.S. telephone households. All reported margins of sampling error include the computed design effects for weighting and sample design.

In addition to sampling error, question wording and practical difficulties in conducting surveys can introduce error or bias into the findings of public opinion polls.

Source: http://www.gallup.com/poll/156239/Americans-Plan-Watch-Olympics-Not-Online.aspx?utm_source=alert&utm_medium=email&utm_campaign=syndication&utm_content=morelink&utm_term=Americas%20-%20Northern%20America%20-%20Politics%20-%20USA

3. UK: Favourite Olympic sports

July 27, 2012



Athletics, swimming interested Britons top events; squash favourite to be added to programme

Our poll has found that athletics, swimming and track cycling are Britons' favourite Olympic sports, as the opening of the London Games draws closer,

Page 12 of 17

Disclaimer: Gilani's Gallopedia is a not for profit activity and every effort has been made to give attribution to respective polling organizations. All material presented here is available elsewhere as public information. Readers may please visit the original source for further details. Gilani Research foundation does not bear any responsibility for accuracy of data or the methods and does not claim any proprietary rights benefits or responsibilities thereof.

***Archives:** Gilani's Gallopedia has been compiled on a weekly basis since January 2007. Previous material is available upon request. Please contact sara.salam@gilanifoundation.com

among those who say they're interested in the Games.

When it comes to the events respondents themselves would most like to compete in, however, football comes third to the favourites, swimming and athletics.

And when we asked which sports Britons interested in the Games would most like to see added to the Olympic summer programme, squash, netball and rugby sevens made the cut, coming in as first, second and third choice respectively.

- Athletics (72%), swimming (46%), track cycling (30%), diving (26%) and rowing (25%) were Britons' top five favourite Olympic sports, taking everything into account, and asking only respondents who said they were interested in the Games
- Somewhat conversely, athletics (21%), swimming (6%), football (7%), tennis (6%) and shooting (4%) were interested Britons' top chosen sports, if they were able to compete in an Olympic event
- When we asked interested Britons which sports they'd like to see added to the summer Olympic programme, the most popular sport was squash (32%), followed by netball (30%), rugby sevens (23%), karate (22%) and bowling (16%), while golf (12%), water-skiing (12%), polo (10%) and snooker (10%) also garnered respectable percentages (as did the tug-of-war, on 8%).



After years of preparation, speculation, excitement, amid the odd organisational crises and British grumble, The Olympic Games will open officially in London's Stratford Park this Friday.

The Olympic village will house 17,000 athletes and officials, who will stay as they compete in the many events at several different venues around London and further afield in Britain. Currently, there are thirty-six event types at the Games, including four different kinds of cycling and two of gymnastics.

However, the Rio de Janeiro 2016 Games are already on the horizon for some, as they will reportedly see two new sports admitted to the programme – with the choice not yet confirmed from a shortlist including baseball, roller sports, softball, squash and karate.

Source: <http://research.yougov.co.uk/news/2012/07/27/favourite-olympic-sports/>

4. Londoners Less Likely to Exercise than Rest of UK, Berliners

July 27, 2012

London residents aged 18 to 64 exercise less than counterparts in Germany

BERLIN -- As the 2012 London Olympics gets underway, Britons living in the nation's capital are less likely to be exercising frequently than Britons elsewhere in the country -- and they also lag behind Berliners and those who reside elsewhere in Germany. About half of adult residents in London say they exercise for at least 30 minutes three or more times per week, compared with 54% for the rest of the UK.

In the last seven days, on how many days did you exercise for 30 or more minutes?

Among adults aged 18 and older

| | % Exercise 3+ days per week | % Exercise 0 to 2 days per week |
|-------------------------|-----------------------------|---------------------------------|
| UNITED KINGDOM | | |
| London | 48% | 52% |
| UK (except London) | 54% | 46% |
| GERMANY | | |
| Berlin | 69% | 31% |
| Germany (except Berlin) | 74% | 26% |

March 1, 2011-June 30, 2012
Gallup-Healthways Well-Being Index

GALLUP®

Seven in 10 residents of the German capital Berlin exercise frequently, slightly fewer than the 74% who report they do so in the rest of the country. In both the UK and Germany, people living in the capital city are slightly less likely to say they exercise regularly than citizens elsewhere in the country.



Gallup and Healthways have been tracking Britons' and Germans' exercise habits monthly since early 2011 as part of the Gallup-Healthways Well-Being Index. Britons are about as likely as Americans to exercise frequently, with both populations lagging behind Germany.

Young and Middle-Aged London Residents Less Likely to Exercise Frequently

Young and middle-aged London residents are less likely to exercise frequently than are their counterparts elsewhere in the country and in Berlin and Germany. The middle-aged lag the most -- 42% of London residents aged 45 to 64 exercise frequently versus 68% of Berlin residents in the same age group.

Percentage Who Exercise for at Least 30 Minutes Three or More Days Per Week, by Age

Among adults aged 18 and older

| | London | Rest of UK | Berlin | Rest of Germany |
|-------------|--------|------------|--------|-----------------|
| 18-44 years | 48% | 54% | 64% | 69% |
| 45-64 years | 42% | 52% | 68% | 75% |
| 65+ years | 61% | 58% | 74% | 80% |

March 1, 2011-June 30, 2012
Gallup-Healthways Well-Being Index

GALLUP®

However, in both London and Berlin, it is the oldest age group -- those aged 65 and older -- who are the most likely to exercise frequently. Interestingly, this is different than in the U.S., where seniors are among the least likely to exercise frequently.

Women in London Less Likely to Exercise Frequently

Women in London are less likely than men and women in other parts of the country to report exercising frequently. Men in London, by comparison, exercise as much as men elsewhere in the UK -- but British men exercise less than their German counterparts.

*Percentage Who Exercise for at Least 30 Minutes Three or More Days
Per Week, by Gender*

Among adults aged 18 and older

| | London | Rest of UK | Berlin | Rest of Germany |
|-------|--------|------------|--------|-----------------|
| Women | 44% | 55% | 71% | 75% |
| Men | 52% | 54% | 67% | 72% |

March 1, 2011-June 30, 2012

Gallup-Healthways Well-Being Index

GALLUP®

Implications

The London Olympics present a unique opportunity for highlighting the benefits of sports and physical exercise.



Policymakers in London and Berlin should take note that their residents are less likely to exercise frequently than the rest of the UK and Germany, respectively. Residents living in capital cities -- and large cities in general -- may face unique challenges in getting enough exercise, such as more demanding work schedules, longer commuting times, and less open space.

The advantages of frequent exercise are widely known and include lower risk of heart- and diabetes-related disease, better mood, weight control, and a longer life expectancy. The negative effects of not exercising have long-term consequences for individuals and healthcare systems.

View all Gallup-Healthways Well-Being Index questions and methodology.

About the Gallup-Healthways Well-Being Index

The Gallup-Healthways Well-Being Index tracks wellbeing in the U.S., U.K., and Germany and provides best-in-class solutions for a healthier world. To learn more, please visit well-beingindex.com.

Survey Methods

Results are based on telephone interviews conducted as part of the Gallup-Healthways Well-Being Index survey from March 1, 2011, to June 30, 2012, with a random monthly sample of approximately 950 adults, aged 18 and older, living in the United

Kingdom or Germany, selected using random-digit-dial sampling. The total sample on the question of exercising for this period was 1,461 adults in London, 13,002 in the rest of the UK, 789 in Berlin and 14,566 in the rest of Germany.

For results based on the total sample of adults one can say with 95% confidence that the maximum margin of sampling error in London is ± 3.2 percentage points, ± 1.1 percentage points in the rest of the UK, ± 4.4 percentage points in Berlin, and ± 1.0 percentage points in the rest of Germany. The margin of sampling error for the gender and age-based subgroups is between ± 4.5 to ± 8.2 percentage points in London and between ± 6.0 to ± 8.4 percentage points in Berlin.

Interviews are conducted with respondents on landline telephones and cellular phones. Samples are weighted by gender, age, education, region, adults in the household, and cell phone status. Demographic weighting targets are based on the most recently published population data from the British and German Statistics Offices. All reported margins of sampling error include the computed design effects for weighting and sample design.

In addition to sampling error, question wording and practical difficulties in conducting surveys can introduce error or bias into the findings of public opinion polls.

Source: http://www.gallup.com/poll/156245/Londoners-Less-Likely-Exercise-Rest-Berliners.aspx?utm_source=alert&utm_medium=email&utm_campaign=syndication&utm_content=morelink&utm_term=Americas%20-%20Northern%20America%20-%20USA%20-%20Wellbeing

Gilani's Gallopedia (2007-2012)

A Quantitative Analysis

A quantitative analysis of global polls monitored during the 4 year period January 2007 – May 2012

KEY STATISTICS

- 1- Number of Surveys (*a selection on key political and social issues*): \approx 6,535 polls during the period 2007-2012
- 2- Subjects of Interest (*we have made a list of 125 subjects, further grouped into 9 broad categories, namely: **Governance**, **Globalization** (inclusive of global economic issues) **Global Conflicts** (conflict zones), **Global leaders** (USA and Emerging powers), **Global Environment**, **Family**, **Religion**, and **other miscellaneous***)
- 3- Number of **countries** covered by one or more surveys: \approx 178 during the period 2007-2012
- 4- Number **polling organizations** whose polls have been cited: \approx 347 during the period 2007-2012

