

Gallopedia

From **Gilani Research Foundation**

January 2014, issue # **308***

Compiled on a weekly basis since January 2007

Gilani's Gallopedia is a weekly Digest of Opinions in a globalized world - one window on global opinion polling compiled by Gilani Research Foundation

Who are we?

Gilani's Gallopedia is a weekly digest of opinions in a globalized world. It provides a one window access to Global Opinion Polls on a weekly basis. It is produced by a team of researchers led by Dr. Ijaz Shafi Gilani, and is a not for profit public service. It is co-edited by Mohammad Zubair and Sara Salam.

Our name reflects the rapid pace at which global polls are brought to the community of pollsters and other interested readers. Gilani's Gallopedia is not related to any polling agency and makes its selection from any publically available poll based on its relevance to our reader's interests. Over the years it has reported polls conducted by over 350 agencies and institutions.


Contact Details:

Sara Salam

Assistant Manager

Gilani Research Foundation

Email: sara.salam@gilanifoundation.com



Topic of the week: (Click for details)

INSIDE THIS ISSUE

THIS WEEK'S REPORT CONSISTS OF **14** NATIONAL & MULTI COUNTRY SURVEYS. **06** POLLING ORGANIZATIONS HAVE BEEN REPRESENTED.

Pg **2**

Asia zone

this week- **04** national polls



Pg **3**

Euro Americas zone

this week- **07** national polls



Multi country Surveys – **03** Polls



Pg **5**

Topic of the week-

BBC-The world's getting slowly more cheerful



Countries are represented in blue; Polling organizations are represented in pink. For reference to source of each poll clicks to detail are provided in the text



Asia zone

► MIDDLE EAST& NORTH AFRICA; WEST ASIA; SOUTH ASIA; NORTH ASIA; EAST ASIA

► MIDDLE EAST

308-1 **The majority of Israelis (63%) and of Palestinians (53%) support the two-state solution** (Click for Details)

(Israel) 63% of Israelis and 53% of Palestinians support the two states solution. 41% of Israelis think that Israel should yield if there will be pressure by US President Obama to accept the two states solution. (PCPSR)

December 31, 2013

[2.3 Foreign Affairs & Security » Palestine/ Israel Conflict](#)

[2.5 Foreign Affairs & Security » Regional Conflicts/ Issues](#)



308-2 **Positive evaluation of conditions in the Gaza Strip drops along with Hamas' popularity** (Click for Details)

(Palestine) Findings of the last quarter of 2013 indicate a continued decline in the positive evaluation of conditions in the Gaza Strip, presumably as a result of the continued political conflict between Egypt and the Hamas government and the continued closure of tunnels and the Rafah crossing. (PCPSR)

December 24, 2013

[2.5 Foreign Affairs & Security » Regional Conflicts/ Issues](#)

► WEST ASIA



308-3 **Only 27% Pakistanis believe Pakistan is moving in the right direction** (Click for Details)

(Pakistan) According to a Gilani Research Foundation Survey carried out by Gallup Pakistan, Only 27% Pakistanis believe Pakistan is moving in the right direction. (Gallup Pakistan)

December, 24 2013

[3.1 Economy » Perceptions on Performance/ Well-Being](#)

► SOUTHEAST ASIA

308-4 **PNoy satisfaction rating steadies at Good net +49** (Click for Details)

(Philippines) The Fourth Quarter 2013 Social Weather Survey, conducted from December 11-16, 2013, found 69% satisfied and 21% dissatisfied with President Benigno "Noy" Aquino III's performance, for a net rating of +49 (% satisfied minus % dissatisfied), classified by SWS as good. (SWS)

December 28, 2013

[1.2 Domestic Politics » Performance Ratings](#)





Euro Americas zone

▶ EAST EUROPE, WEST EUROPE; NORTH AMERICA; LATIN AMERICA & AUSTRALASIA

▶ WEST EUROPE

308-5 **Hunting Poll 2013** ([Click for Details](#))

(UK) A majority of the British public are in favour of keeping a number of activities banned in the Hunting Act illegal: fox hunting (80%); deer hunting (85%); hare hunting and coursing (87%); dog fighting (98%); and badger baiting (92%). ([Ipsos Mori](#))

December 26, 2013

[4.7 Society » Morality, Values & Customs / Lifestyle](#)



▶ NORTH AMERICA

308-6 **Most U.S. Families Still Routinely Dine Together at Home** ([Click for Details](#))

(USA) As families gather around the table this holiday season, Gallup finds that family dining is a part of everyday life for the majority of U.S. parents, and that it hasn't diminished much in recent years. Fifty-three percent of adults with children younger than 18 say their family eats dinner together at home six or seven nights a week. The average 5.1 dinners that families share each week is down slightly from 5.4 in 1997, but unchanged from 2001. ([Gallup USA](#))

December 26, 2013

[4.7 Society » Morality, Values & Customs / Lifestyle](#)

308-7 **In U.S., Four in 10 Report Attending Church in Last Week** ([Click for Details](#))

Nearly four in 10 Americans report that they attended religious services in the past seven days. Americans' report of their weekly church attendance has varied over the years, but it is close now to where it was in 1940 and 1950. ([Gallup USA](#))

December 24, 2013

[4.1 Society » Religion](#)

308-8 **Saving Most Popular Among Lower-Income Americans** ([Click for Details](#))

Americans' desire to save money rather than spend it may help those vowing to show more financial restraint in the New Year. Still, this desire may not translate into more savings in 2014, as those with the least resources in terms of disposable income are actually the most likely to prefer saving money to spending it. This may mean that even as much as the country professes to enjoy saving money, not all are able to do so for financial reasons. ([Gallup USA](#))

December 27, 2013

[4.7 Society » Morality, Values & Customs / Lifestyle](#)



308-9 **In U.S., Using Strengths More May Be the Best Pain Medicine** ([Click for Details](#))

The more Americans with health problems use their strengths each day to do what they do best, the less likely they are to report experiencing physical pain, worry, stress, anger, or sadness "yesterday," despite their

medical situations. Among those without health problems, there is a similar, but far more modest relationship between strengths usage and negative experiences. (Gallup USA)

December 27, 2013

[4.11 Society » Health](#)

308-10 **Health Law Seen as Obama's Biggest Achievement, Failure** (Click for Details)

(USA) Americans see the 2010 Affordable Care Act as President Barack Obama's greatest achievement to date as well as his biggest failure, underscoring the controversial nature of the law that is likely to define his legacy. On balance, more Americans name the healthcare law as his biggest failure (36%) than as his greatest achievement (22%). (Gallup USA)

December 23, 2013

[4.11 Society » Health](#)



308-11 **"See Something, Say Something" Unfamiliar to Most Americans** (Click for Details)

Less than half of Americans say they have heard of the "If You See Something, Say Something" slogan, part of a government campaign designed to raise public awareness of signs of terrorism and terrorism-related crime. An even smaller percentage correctly identify it as targeting terrorism and crime. (Gallup USA)

December 23, 2013

[4.7 Society » Morality, Values & Customs / Lifestyle](#)

► MULTI-COUNTRY STUDIES

308-12 **Four in 10 Younger Adults Worldwide Have a Bank Account** (Click for Details)

Younger adults in high-income and developing economies are considerably less likely than older adults to have an account at a formal financial institution. This age gap is evident in most world regions -- except East Asia and the Pacific -- as well as across income, gender, and education groups within economies. (Gallup USA)

December 26, 2013

[4.7 Society » Morality, Values & Customs / Lifestyle](#)



308-13 **More Than One in Five Worldwide Living in Extreme Poverty** (Click for Details)



Gallup's self-reported household income data across 131 countries indicate that more than one in five residents (22%) live on \$1.25 per day or less -- the World Bank's definition of "extreme poverty." About one in three (34%) live on no more than \$2 per day. The World Bank Group recently set a new goal of reducing the worldwide rate of extreme poverty to no more than 3% by 2030, but Gallup's data suggest meeting that goal will require substantial growth and job creation in many countries. In 86 countries, more than 3% of the population lives on \$1.25 per day or less. (Gallup USA)

December 23, 2013

[3.5 Economy » Poverty](#)

[4.13 Society » Social Problems](#)

308-14 **BBC-The world's getting slowly more cheerful** (Click for Details)

As 2013 draws to a close, pollsters have been finding out how people across the world feel about the state of their lives and the coming 12 months. This year, end of the year survey indicates that world is slowly getting more cheerful. (WIN/Gallup International)

December 30, 2013

3.1 Economy » Perceptions on Performance/ Well-Being

Topic of the week:


BBC-The world's getting slowly more cheerful

► This page is devoted to opinions of countries whose polling activity is generally not known very widely or where a recent topical issue requires special attention.

December 30, 2013

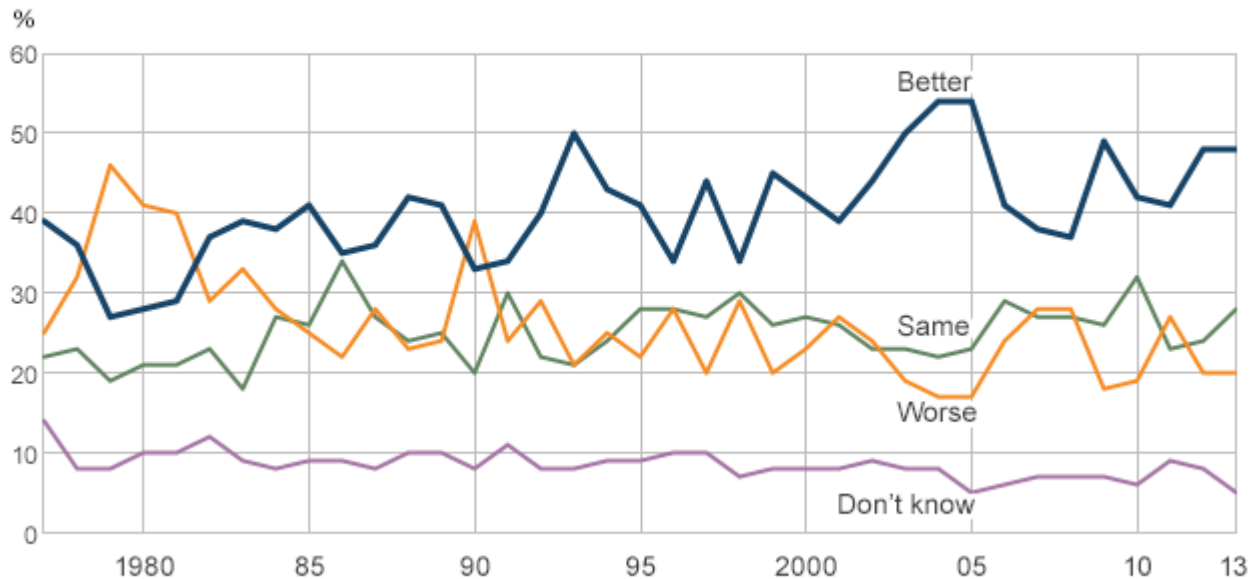
As 2013 draws to a close, pollsters have been finding out how people across the world feel about the state of their lives and the coming 12 months. Here, the BBC's world affairs correspondent, Paul Adams, analyses the findings.

Is the world getting better? Since 1977, opinion pollster Win/Gallup International has been asking this question of people around the world. Do responses for 2013 paint an optimistic picture?



Is the world getting better?

Q: Do you think that next year will be better, worse or the same as this year?



Source: WIN/Gallup International

There has been no big change this year, and the global figure is down from highs in 2004-5, but the upward trend since polling began in 1977 is pretty clear. Almost 50% say 2014 will be better than 2013. You have to go back to 1990 for the last time more people predicted a worse year than a better one.

Dr Ijaz Gilani, vice-president of Win/Gallup International, says a global decline in the role of the state has gradually empowered the ordinary citizen.

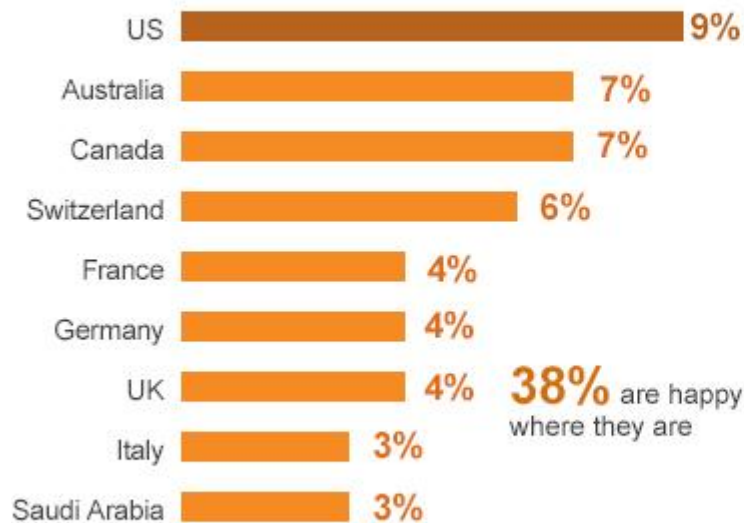
What about that dip after 2005? Rising commodity prices in the middle of the last decade put a huge dent in global optimism before the effects of the financial collapse of 2008 began to ripple out across the world. Remember, 85% of the world's population lives outside North America and Europe.

One other thing: feeling good about 2014 isn't necessarily the same as thinking it will bring economic prosperity: across the world, 32% think it will. And 30% think it won't, according to Win/Gallup.

This year, for the first time, Win/Gallup agreed to include three questions submitted by listeners to Radio 4's Today programme. They offer some interesting headlines.

Top countries people would move to

Q: If there were no barriers, which country would you like to live in?



Source: WIN/Gallup International



9% of those polled would head for the States



...but 66% of Australians say they are happy where they are.

Home is where the heart is? A healthy plurality of people would prefer to stay put, but for those seeking sanctuary or opportunity abroad, Australia and Canada are now almost as desirable as the United States.

The American Dream is alive but less compelling. Washington's heated immigration debate has perhaps begun to convey an impression that the world's "huddled masses" are not as welcome as they once were. In the

Middle East and North Africa, where post-Arab Spring turbulence creates high levels of political uncertainty, a surprisingly high number of people don't want to move. Among those who do, Saudi Arabia is more appealing than America.

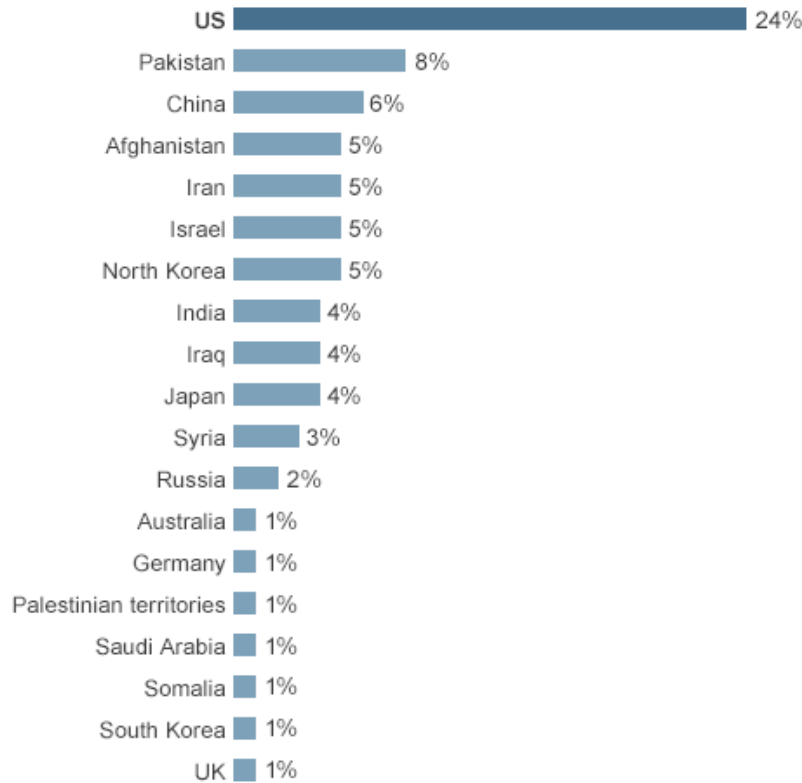
People who are happy where they are (%)

Figures broken down by region

World average	Americas	W Europe	E Europe	Asia	Middle East, N Africa	Africa
38%	46%	38%	32%	36%	47%	44%

Which country is the biggest threat?

Q: Which country do you think is the greatest threat to peace in the world today?



Source: WIN/Gallup International

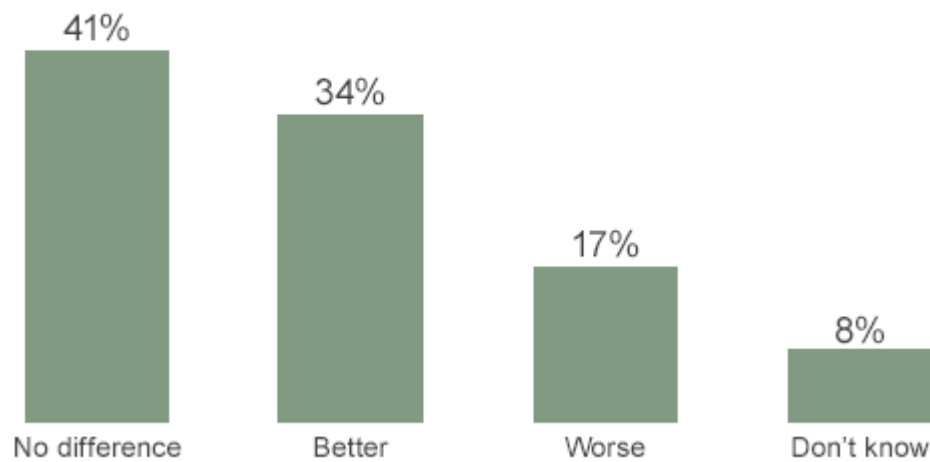
More bad, but not entirely surprising, news for the US. The world's sometimes eager, sometimes reluctant policeman is the subject of widespread animosity. Predictable in some areas (the Middle East and North

Africa) but less so in others. Eastern Europe's 32% figure may be heavily influenced by Russia and Ukraine, but across most of Western Europe there are also lots of figures in the high teens.

In the Americas themselves, decades of US meddling have left an awkward legacy. Its neighbours, Mexico (37%) and Canada (17%), clearly have issues. Even 13% of Americans see their own country as a danger. Pakistan's unenviable position as a (distant) second in the global threat stakes probably has a regional explanation - 15% of the world's population lives in its neighbour and arch-rival, India.

Would women leaders make a difference?

Q: If politicians were predominantly women, would the world in general be a better place?



Source: WIN/Gallup International

Almost 50% of those polled said it would make no difference or preferred not to answer. It's a question that makes people hesitate. In most Muslim-majority countries, scepticism that women would do a better job is high.

Japan, Kenya and Thailand, which currently has a woman as prime minister, are also bastions of doubt. But Colombia leads a number of South American countries in thinking women might make the world a better place.

In war-torn, conservative Afghanistan, those in favour have a slender, surprising edge over those against. And in male-dominated China, there's a clear desire for change.

More women leaders would make things worse (%)

Figures broken down by region

More women leaders would make things worse (%)

Figures broken down by region

World average	Americas	W Europe	E Europe	Asia	Middle East, N Africa	Africa
17%	8%	8%	18%	19%	34%	30%

Win/Gallup interviewed 67,806 people in total, in 65 countries either face-to-face, by telephone or online, between September and December 2013. The margin of error is +/- 3.5%. The global average was calculated according to the share of the covered adult population of the surveyed countries.

Source: http://www.wingia.com/en/news/bbc_the_world_s_getting_slowly_more_cheerful/141/

Gilani's Gallopedia (2007-2014)

A Quantitative Analysis

A quantitative analysis of global polls monitored during the 5 year period January 2007 – January 2014

KEY STATISTICS

- 1- Number of Surveys (*a selection on key political and social issues*): \approx 6,805 polls during the period 2007-2014
- 2- Subjects of Interest (*we have made a list of 125 subjects, further grouped into 9 broad categories, namely: **Governance**, **Globalization** (inclusive of global economic issues) **Global Conflicts** (conflict zones), **Global leaders** (USA and Emerging powers), **Global Environment**, **Family**, **Religion**, and **other miscellaneous***)
- 3- Number of **countries** covered by one or more surveys: \approx 178 during the period 2007-2014
- 4- Number **polling organizations** whose polls have been cited: \approx 358 during the period 2007-2014

