

Gallopedia

From Gilani Research Foundation

October 2014, issue # 349*

Compiled on a weekly basis since January 2007

Gilani's Gallopedia is a weekly Digest of Opinions in a globalized world - one window on global opinion polling compiled by Gilani Research Foundation

Who are we?

Gilani's Gallopedia is a weekly digest of opinions in a globalized world. It provides a one window access to Global Opinion Polls on a weekly basis. It is produced by a team of researchers led by Dr. Ijaz Shafi Gilani, and is a not for profit public service. It is co-edited by Mohammad Zubair and Sara Salam.

Our name reflects the rapid pace at which global polls are brought to the community of pollsters and other interested readers. Gilani's Gallopedia is not related to any polling agency and makes its selection from any publically available poll based on its relevance to our reader's interests. Over the years it has reported polls conducted by over 350 agencies and institutions.

Contact Details:

Sara Salam

Assistant Manager
Gilani Research Foundation

Email: sara.salam@gilanifoundation.com



Topic of the week: (Click for details)

INSIDE THIS ISSUE

THIS WEEK'S REPORT CONSISTS OF **23**
NATIONAL & MULTI COUNTRY SURVEYS. **13**
POLLING ORGANIZATIONS HAVE BEEN
REPRESENTED.

Pg 2

Asia zone
this week- **03** national polls




Pg 3

Euro Americas zone
this week- **22** national polls
Multi- Country Survey- 1 poll



Pg 8

Topic of the week-
One-Fifth of Americans
Worry About Getting
Ebola



Countries are represented in blue; Polling organizations are represented in pink. For reference to source of each poll clicks to detail are provided in the text



Asia zone

- ▶ MIDDLE EAST & NORTH AFRICA; WEST ASIA; SOUTH ASIA; NORTH ASIA; EAST ASIA

▶ WEST ASIA

349-1 [Turkey Pulse - "Corruption and Government – Cemaat Conflict"](#) (Click for Details)

(Turkey) Over half of Turks think that their country is heading in the wrong direction. Moreover Turks apprehend the prevailing corruption in the country. (Metropoll)

September 2014

1.5 Domestic Politics » National Image/ Trust

349-2 [Retail Sector Performs Worse than 2013 in the First 9 Months of 2014](#) (Click for Details)

(Turkey) TEPE declined month-on-month by 6.7 points and year-on-year by 9 points. The TEPAV Retail Confidence Index had a value of -1.1 in the first nine months of 2013, compared to -6.7 in the same period in 2014. The retail sector therefore performed worse than 2013 in 2014. (TEPAV)

October 02, 2014

3.2 Economy » Consumer Confidence/Protection



▶ SOUTH EAST ASIA

349-3 [Net satisfaction rating of PNoy rises by 9 points, returns to "Good" +34](#) (Click for Details)

(Philippines) The Third Quarter 2014 Social Weather Survey, conducted from September 26-29, 2014, found 59% satisfied, 15% undecided, and 25% dissatisfied with President Benigno "Noynoy" Aquino III's performance. (SWS)

October 10, 2014

1.2 Domestic Politics » Performance Ratings



Euro Americas zone

- ▶ EAST EUROPE, WEST EUROPE; NORTH AMERICA; LATIN AMERICA & AUSTRALASIA

▶ EAST EUROPE

349-4 [Russians are not very concerned about the food embargo](#) (Click for Details)

(Russia) One fifth of the Russian consumers noticed that product range in shops has changed due to the sanctions imposed by Russian government this August. Consumers in big cities turned out to be the most vulnerable group together with high-income households. The situation in the North-Western region is quite

specific: they have had particular trade relations with border countries since the Soviet times, especially with Finland. (Romir)

September 19, 2014

4.7 Society » Morality, Values & Customs / Lifestyle

349-5 [Russia: A Country Of Opportunities](#) (Click for Details)

(Russia) According to Russians, Russia is a good place to fulfill yourself; least favorable countries are Eastern countries. (VCIOM)

September 16, 2014

1.5 Domestic Politics » National Image/ Trust

► WEST EUROPE

349-6 [Family Estrangement Survey for Stand Alone](#) (Click for Details)

(UK) A new Ipsos MORI survey for the charity Stand Alone has shown that over a quarter (27%) of the GB public know somebody who is no longer in contact with a family member. 8% of those surveyed said they were personally estranged from a family member. (Ipsos Mori)

October 07, 2014

4.2 Society » Family



349-7 [6.1 Million to Have Wearable's in Next Year](#) (Click for Details)

(UK) The figures are from YouGov's new wearables tracker research. It finds that currently 2.8 million people own a piece of wearable technology and by the end of the festive season there will be 4.7 million. This steady increase is set to continue over the next year and by September 2014 6.1 million are likely to own one of the devices. (YouGov)

October 10, 2014

3.11 Economy » Science & Technology

349-8 [National Lottery's 'Good Causes' a Hit with Consumers](#) (Click for Details)

(UK) In September 2013, Camelot decided to increase the price of The National Lottery to £2. A far reaching marketing campaign accompanied the announcement, highlighting that customers now had more ways to win and underlining the way in which the company distributes the money raised. A year on from the announcement, we can use YouGov BrandIndex to analyse recent efforts to win the hearts and minds of consumers. (YouGov)

October 09, 2014


3.8 Economy » Enterprise/ Investments

349-9 [Spain: Half of the Spaniards attributed a negative role to religion](#) (Click for Details)

(UK) The traditional image of Spain, as a catholic country where religion plays an important role in the lives of people seems to be changing dramatically and at a faster pace than it might seem. (WIN/Gallup)

October 06, 2014

4.1 Society » Religion



349-10 **'Generation Fairtrade': UK Teens Care About Ethics, Want Businesses To Act More Responsibly**

(Click for Details)

(UK) UK teenagers are not the apathetic, self-interested generation they're often portrayed as - they care about global issues, want businesses to act more ethically, and are willing to take action to bring about change, according to a survey commissioned by the Fairtrade Foundation. (Globescan)

October 11, 2014

3.8 Economy » Enterprise/ Investments

4.7 Society » Morality, Values & Customs / Lifestyle

► **NORTH AMERICA**349-11 **Unmoved by oil export proponents, Americans still fear gasoline spike** (Click for Details)

(USA) A year of increasingly vocal support for easing a decades-old ban on U.S. crude exports has failed to convince American voters that doing so would be a good idea, according to a new Reuters-IPSOS poll that highlights the political perils of opening the door to shale oil sales abroad. (Ipsos)

October 09, 2014

3.6 Economy » Economic Globalization

349-12 **Americans' Approval of Supreme Court Steady at 44%** (Click for Details)

(USA) As the Supreme Court begins a new term Monday, Americans' opinions of the job it is doing remain about evenly divided, with 44% approving and 48% disapproving. The public's views of the way the court is handling its job have generally been split since 2012. They were much more positive than negative prior to that. (Gallup USA)

October 6, 2014

1.7 Domestic Politics >> Legislation

349-13 **U.S. Economic Confidence Index Stable at -15 in September** (Click for Details)

(USA) Gallup's U.S. Economic Confidence Index was steady in September, at -15 for the month, similar to the -16 it averaged in August. September's reading is also consistent with monthly scores throughout 2014, which have ranged from -14 to -17. (Gallup USA)

October 7, 2014

3.2 Economy » Consumer Confidence/Protection

349-14 **One-Fifth of Americans Worry About Getting Ebola** (Click for Details)

(USA) Twenty-two percent of Americans say they worry about getting the Ebola virus, matching or exceeding the number of U.S. adults who worried about contracting the H1N1 virus throughout its 2009 outbreak, despite the higher prevalence of H1N1 in the U.S. (Gallup USA)

October 7, 2014

4.11 Society » Health



349-15 [More Still Say Health Law Has Hurt Instead of Helped Them](#) (Click for Details)

(USA) Although more provisions of the Affordable Care Act have taken effect over the past year, more Americans still say the law has hurt rather than helped them. Compared with early 2014, fewer Americans say it has had no effect, although this group is still in the majority, at 54%. (Gallup USA)

October 8, 2014

[4.11 Society » Health](#)

349-16 [Voter Engagement Lower Than in 2010 and 2006 Midterms](#) (Click for Details)

(USA) Turnout in the midterm elections this fall could be lower than in the past two midterm elections, based on current voter engagement. On each of three indicators of voter engagement in midterm elections -- how much thought Americans have given to them, their expressed motivation to vote, and their enthusiasm about voting compared with past elections -- 2014 looks more like lower-turnout years 1998 and 2002 than higher-turnout years 2006 and 2010. (Gallup USA)

October 8, 2014

[1.1 Domestic Politics » Elections](#)


349-17 [Economy, Government Top Election Issues for Both Parties](#) (Click for Details)

(USA) Republican and Democratic voters see the economy, jobs, and fixing the federal government as important to their congressional vote this year, but prioritize other issues quite differently. Republicans and Republican leaners rate the situation with Islamic militants and the deficit in their top five issues. For Democrats and Democratic leaners, the top five issues include equal pay for women and the way income and wealth are distributed in the U.S. (Gallup USA)

October 9, 2014

[1.1 Domestic Politics » Elections](#)

[1.4 Domestic Politics » Political Parties](#)

349-18 [Investors Say Political Discord Hurts Investment Climate](#) (Click for Details)

(USA) The biggest factor rattling investors' confidence today is the hyper-partisan atmosphere in the nation's capital. Two-thirds of U.S. investors say political discord in Washington is hurting the U.S. investment climate a lot, eclipsing investors' level of worry about eight other issues. (Gallup USA)

October 9, 2014

[1.3 Domestic Politics » Governance](#)

[3.9 Economy » Financial systems & Institutions](#)

349-19 [Independents, Party Split Could Mean Runoffs in Georgia](#) (Click for Details)

(USA) With two hotly contested seats on the ballot in Georgia this midterm election, four in 10 Georgians (40%) identify as independent, while the rest are closely split between Republicans (27%) and Democrats (28%). Moreover, nearly as many Georgia independents say they lean toward the Democratic Party (12%) as say they lean Republican (15%), resulting in a tight party division in the state. (Gallup USA)

October 10, 2014

[1.4 Domestic Politics » Political Parties](#)



349-20 [Slim Majority in U.S. Expect Republicans to Win the Senate](#) (Click for Details)

(USA) Fifty-two percent of Americans say they expect the Republican Party to win in the U.S. Senate, while an even larger majority, 63%, say Republicans will retain their majority in the House of Representatives. (Gallup USA)

October 10, 2014

[1.1 Domestic Politics » Elections](#)

[1.4 Domestic Politics » Political Parties](#)

► LATIN AMERICA

349-21 [World Cup Sales Increases only 25% in Brazilian Malls](#) (Click for Details)

(Brazil) After the FIFA World Cup in 2014, the overall picture indicates that the sectors of shopping gains were modest or did not exist. A survey conducted by IBOPE Intelligence indicates that only 25% of the malls had an increase in their sales. (Ibope)

October 08, 2014

[4.7 Society » Morality, Values & Customs / Lifestyle](#)

[4.15 Society » Sports](#)

► AUSTRALASIA

349-22 [Australia's Most Stressed Professions](#) (Click for Details)

(Australia) Affecting almost one quarter of the population (or 4,640,000 people) in the 12 months to June 2014, stress is the most common mental health issue in Australia. In recognition of Mental Health Week (5–11 October), Roy Morgan Research investigates how a person's profession relates to their likelihood of suffering from stress. (Roy Morgan)



October 08, 2014

[4.7 Society » Morality, Values & Customs / Lifestyle](#)

[4.11 Society » Health](#)

► MULTI-COUNTRY SURVEYS

349-23 [Emerging and Developing Economies Much More Optimistic than Rich Countries about the Future](#) (Click for Details)

As they continue to struggle with the effects of the Great Recession, publics in advanced economies are pessimistic about the financial prospects for the next generation. Most of those surveyed in richer nations think children in their country will be worse off financially than their parents. In contrast, emerging and developing nations are more optimistic that the next generation will have a higher standard of living. (Pew Research Center)

October 9, 2014

[3.1 Economy » Perceptions on Performance/ Well-Being](#)

Topic of the week:

One-Fifth of Americans Worry About Getting Ebola

► This page is devoted to opinions of countries whose polling activity is generally not known very widely or where a recent topical issue requires special attention.

October 7, 2014

One-Fifth of Americans Worry About Getting Ebola



WASHINGTON, D.C. -- Twenty-two percent of Americans say they worry about getting the Ebola virus, matching or exceeding the number of U.S. adults who worried about contracting the H1N1 virus throughout its 2009 outbreak, despite the higher prevalence of H1N1 in the U.S.



Public Concern About Contracting Ebola Compared With H1N1/Swine Flu

Now, thinking about the Ebola virus that has been in the news, did you, personally, worry yesterday about getting the Ebola virus, or not?

Now, thinking about the H1N1 virus, also known as the swine flu virus, that has been in the news, did you, personally, worry yesterday about getting swine flu, or not?

	% Yes, worried	% No, did not worry	Number of Americans believed to have virus
EBOLA VIRUS			
2014 Oct 4-5	22	77	6
H1N1/SWINE FLU VIRUS			
2009 Apr 28	22	78	~14 million to ~ 34 million
2009 Apr 30	25	75	~14 million to ~ 34 million
2009 May 3	19	81	~14 million to ~ 34 million
2009 May 5	17	83	~14 million to ~ 34 million
2009 May 19	13	87	~14 million to ~ 34 million
2009 Jun 13-15	8	92	~14 million to ~ 34 million
2009 Aug 26	17	82	~14 million to ~ 34 million

Note: H1N1 data for "Number of Americans believed to have virus" provided by CDC

GALLUP®

In total, six Americans are known to have contracted Ebola since the outbreak began this spring. All of these infections occurred in West Africa, the epicenter of the outbreak. By contrast, many more Americans contracted the H1N1 virus during the 2009 outbreak, though it is not as virulent as the deadly Ebola virus.

These results come from an Oct. 4-5 Gallup poll, conducted shortly after the first diagnosed case of Ebola in the U.S. -- a Liberian man staying in Texas -- was discovered. This poll was conducted prior to news reports of a Spanish woman becoming the first known case of a person to contract Ebola outside of Africa in the current outbreak, which could agitate public concerns further.

By and large, most Americans do not think it is likely that they or someone in their family will get the Ebola virus -- 34% deem it "not too likely," and 49% say "not likely at all." Four percent of Americans think it is very likely they will contract the Ebola virus, and another 10% consider it somewhat likely.

Perceived Likelihood of Getting Ebola Compared With H1N1

How likely do you think it is that you or someone in your family will get the Ebola virus -- very likely, somewhat likely, not too likely, or not likely at all?
 How likely do you think it is that you or someone in your family will get swine flu -- very likely, somewhat likely, not too likely, or not likely at all?

	% Very likely	% Somewhat likely	% Not too likely	% Not likely at all
EBOLA VIRUS				
2014 Oct 4-5	4	10	34	49
H1N1/SWINE FLU				
2009 May 5	4	16	37	42
2009 Aug 26	8	28	36	26

GALLUP

By comparison, Americans were similarly confident that they would escape the reach of the H1N1 flu when news of that virus started to mount in May 2009. One-fifth of U.S. adults at that time (20%) thought it was very or somewhat likely they would catch H1N1, the seasonal flu virus that received the sobriquet "swine flu" because it resembled viruses found in pigs. Nearly eight in 10 were not particularly concerned (79%). However, that figure fell to 62% by August.

Majority Have Confidence in Federal Government to Handle Outbreak

Americans have slightly less confidence in the federal government's ability to handle an outbreak of the Ebola virus in the U.S. (61%) than they did about its ability to contain the swine flu in May 2009 (74%). More specifically, 26% today are very confident the government can handle Ebola, and 35% are somewhat confident. However, confidence in the federal government's ability to handle the swine flu in 2009 did diminish as the outbreak progressed.

Confidence in Federal Government to Handle Public Health Risk

How confident are you that the federal government will be able to handle an outbreak of [the Ebola virus/swine flu/bird flu^] in this country -- very confident, somewhat confident, not too confident, or not confident at all?

	% Very confident	% Somewhat confident	% Not too confident	% Not confident at all
EBOLA VIRUS				
2014 Oct 4-5	26	35	20	17
H1N1/SWINE FLU				
2009 May 5	29	45	14	11
2009 Aug 26	10	49	25	14
BIRD FLU				
2005 Oct 21-23	14	38	25	22

^ Question wording: As you may know, a virus known as "bird flu" or "avian flu" has killed some people in Asia. How confident are you that the federal government could handle an outbreak of bird flu in this country -- very confident, somewhat confident, not too confident, or not confident at all?

GALLUP

These ratings come amid allegations that a Dallas-area hospital released the Liberian man who had gone there with severe flu-like symptoms -- despite the hospital's awareness that he had recently traveled from Liberia. Although the hospital is private, the situation has raised questions about the government's oversight capabilities. As a result, pressure has amplified, including from Texas Gov. Rick Perry, for the federal government to enhance the screening process at all U.S. points of entry.

In stark contrast to the American public's reaction to Ebola and the swine flu is the 2005 scare involving the "avian" or "bird" flu, which never actually hit U.S. shores. In October 2005, 47% of Americans said they were "not too confident" or "not confident at all" in the government's ability to combat the bird flu. This widespread lack of confidence in the federal government may have been related the perception that the federal government poorly handled the response to Hurricane Katrina, which hit the Gulf coast in August of that year.

As has been seen in other public health scares, confidence in the federal government's abilities does vary with party affiliation. Today, with a Democrat serving as president, Democrats are more likely to have confidence in the federal government's ability to handle the Ebola virus (74% somewhat or very confident) than are Republicans (49%). In 2005, by contrast, with a Republican in the White House, self-identified GOP supporters were more likely to express confidence in the federal government's response capabilities than were Democrats.

Just 12% Say Ebola Will Not Strike U.S.

While there is no evidence that any person has contracted the Ebola virus while in the United States, Americans are not optimistic that the country will avoid a rendezvous with the disease in some form, although most do not expect a major outbreak. Just 12% say Ebola will not strike the U.S. Meanwhile, 65% say there will be a minor outbreak, and nearly a fifth say we will have either a major outbreak (9%) or a crisis (9%). These numbers are largely in line with public forecasts regarding the bird flu at the time, a disease that never materialized in the U.S.

Public Views on Whether Ebola Will Strike the U.S.

Which comes closest to your view about [the Ebola virus/the bird flu virus] -- it will not strike the United States at all; there will be a minor outbreak in the United States; there will be a major outbreak in the United States, but it will not create a crisis; or it will strike the United States and create a crisis?

	% Will not strike U.S.	% Minor outbreak	% Major outbreak	% Crisis
EBOLA VIRUS				
2014 Oct 4-5	12	65	9	9
BIRD FLU				
2005 Dec 9-11	14	63	13	8

GALLUP

Bottom Line

About as many Americans worry about contracting the Ebola virus today as worried about getting the H1N1 flu during the 2009 flu season. Of course, H1N1 was a more prevalent force in the U.S., both in terms of the number of Americans who contracted it and the fact that most were exposed in the U.S. But what Ebola lacks in sheer number of cases, it makes up for in its deadliness.

Survey Methods

Results for this Gallup poll are based on telephone interviews conducted Oct. 4-5, 2014, on the Gallup Daily tracking survey, with a random sample of 1,016 adults, aged 18 and older, living in all 50 U.S. states and the District of Columbia.

For results based on the total sample of national adults, the margin of sampling error is ±4 percentage points at the 95% confidence level.

Interviews are conducted with respondents on landline telephones and cellular phones, with interviews conducted in Spanish for respondents who are primarily Spanish-speaking. Each sample of national adults includes a minimum quota of 50% cellphone respondents and 50% landline respondents, with additional

minimum quotas by time zone within region. Landline and cellular telephone numbers are selected using random-digit-dial methods. Landline respondents are chosen at random within each household on the basis of which member had the most recent birthday.

Samples are weighted to correct for unequal selection probability, nonresponse, and double coverage of landline and cell users in the two sampling frames. They are also weighted to match the national demographics of gender, age, race, Hispanic ethnicity, education, region, population density, and phone status (cellphone only/landline only/both, and cellphone mostly). Demographic weighting targets are based on the most recent Current Population Survey figures for the aged 18 and older U.S. population. Phone status targets are based on the most recent National Health Interview Survey. Population density targets are based on the most recent U.S. census. All reported margins of sampling error include the computed design effects for weighting.

In addition to sampling error, question wording and practical difficulties in conducting surveys can introduce error or bias into the findings of public opinion polls.

Source: http://www.gallup.com/poll/178097/one-fifth-americans-worry-getting-ebola.aspx?utm_source=alert&utm_medium=email&utm_content=morelink&utm_campaign=syndication

Gilani's Gallopedia (2007-2014)

A Quantitative Analysis

A quantitative analysis of global polls monitored during the 5 year period January 2007 – January 2014

KEY STATISTICS

- 1- Number of Surveys (*a selection on key political and social issues*): \simeq 6,805 polls during the period 2007-2014
- 2- Subjects of Interest (*we have made a list of 125 subjects, further grouped into 9 broad categories, namely: **Governance, Globalization** (inclusive of global economic issues) **Global Conflicts** (conflict zones), **Global leaders** (USA and Emerging powers), **Global Environment, Family, Religion**, and **other miscellaneous***)
- 3- Number of **countries** covered by one or more surveys: \simeq 178 during the period 2007-2014
- 4- Number **polling organizations** whose polls have been cited: \simeq 358 during the period 2007-2014

