

Gallopedia

From Gilani Research Foundation

March 2015, Issue # 370*

Compiled on a weekly basis since January 2007

Gilani's Gallopedia is a weekly Digest of Opinions in a globalized world - one window on global opinion polling compiled by Gilani Research Foundation

Who are we?

Gilani's Gallopedia is a weekly digest of opinions in a globalized world. It provides a one window access to Global Opinion Polls on a weekly basis. It is produced by a team of researchers led by Dr. Ijaz Shafi Gilani, and is a not for profit public service. It is co-edited by Mohammad Zubair and Sara Salam.

Our name reflects the rapid pace at which global polls are brought to the community of pollsters and other interested readers. Gilani's Gallopedia is not related to any polling agency and makes its selection from any publically available poll based on its relevance to our reader's interests. Over the years it has reported polls conducted by over 350 agencies and institutions.

Contact Details:

Sara Salam

Assistant Manager
Gilani Research Foundation
Email: sara.salam@gilanifoundation.com



Topic of the week: (Click for details)

INSIDE THIS ISSUE

THIS WEEK'S REPORT CONSISTS OF **30**
NATIONAL & MULTI COUNTRY SURVEYS. **15**
POLLING ORGANIZATIONS HAVE BEEN
REPRESENTED.

Pg 2	Asia zone this week- 05 national polls	
Pg 3	Africa zone this week- 01 national polls	
Pg 3	Euro Americas zone this week- 24 national polls Multi- Country Survey- 01 poll	
Pg 7	Topic of the week- INTERNATIONAL WOMEN'S DAY	

Countries are represented in blue; Polling organizations are represented in pink. For reference to source of each poll clicks to detail are provided in the text



Asia Zone

► MIDDLE EAST& NORTH AFRICA; WEST ASIA; SOUTH ASIA; NORTH ASIA; EAST ASIA

► MENA

370-1 [Palestine: Boycotting Israel, Palestinian Politics & ISIS](#) (Click for Details)

(Palestine) A recent survey of Palestinians shows that majority supports internationalization of Palestinian cause and boycott of Israeli products. Majority blames Hamas for the division of the nation. There is also decline in popularity of Hamas and consistency in support of Fatah. There is rise in negativity towards ISIS.

(JMCC)

March 2015

2.3 Foreign Affairs & Security » Palestine/ Israel Conflict

2.4 Foreign Affairs & Security » Terrorism/Extremism



► CENTRAL ASIA

370-2 [Turkey Catches Up The EU For The First Time In 14 Months](#) (Click for Details)

(Turkey) Turkey had the highest month-on-month and the third highest year-on-year increase in retail confidence across the EU-28. (TEPAV)

March 03, 2015

3.2 Economy » Consumer Confidence/Protection

370-3 [40 Years After The Intervention: Turkish Public Opinion On The Cyprus Dispute](#) (Click for Details)

(Turkey) EDAM's public opinion poll shows that the Turkish public opinion remains divided concerning the approach to the Cyprus dispute. 24 percent of the participants to the survey said that a solution should be reached "no matter that the conditions are", whereas another 26 percent has argued that "there is no need to insist for a solution". (EDAM)

March 03, 2015

2.5 Foreign Affairs & Security » Regional Conflicts/ Issues

► SOUTHEAST ASIA

370-4 [Malaysia: PM's Approval Rating Slips To 44%](#) (Click for Details)

(Malaysia) A survey carried out between 21st and 30th January 2015 found that 44% of Peninsular Malaysia voters approved of the Prime Minister's handling of his job. This figure reflects a decrease from the 48% approval rating recorded in an earlier survey carried out by Merdeka Center in late October 2014. (Merdeka Center)

February 27, 2015

1.2 Domestic Politics » Performance Ratings



370-5 [Philippines: 85% Says Gays And Lesbians Should Be Protected Against Discrimination](#) (Click for Details)

(Philippines) Eighty-five percent of adult Filipinos believe that gays and lesbians have the right to be protected against any form of discrimination, according to the Social Weather Survey of June 28-30, 2013. (SWS)

February 06, 2015

4.5 Society » Gender Issues



Africa Zone

▶ WEST AFRICA; EAST AFRICA; CENTRAL AFRICA;
SOUTHERN AFRICA

▶ SUB-SAHARAN AFRICA

370-6 [On International Women's Day, Data Confirms Daily Struggle For Progress \(Multi-Country Survey\)](#) (Click for Details)

Support for women's rights is growing in Africa, but gender inequalities still characterize many women's daily lives, an analysis of Afrobarometer survey data shows. (Afrobarometer)

March 06, 2015

4.5 Society » Gender Issues



Euro Americas Zone

▶ EAST EUROPE, WEST EUROPE; NORTH AMERICA; LATIN AMERICA
& AUSTRALASIA

▶ EAST EUROPE

370-7 [Russia And The West: Friends Or Enemies?](#) (Click for Details)

(Russia) The attitudes of Russians towards the U.S. and western countries have sharply deteriorated over the recent year. According to Russians, the terrorist attacks in France were caused by the blasphemous behavior of the journalists and misbegotten policies of the French government. Most of Russians still support the "Dima Yakovlev law" adopted two years ago. (VCIOM)

January 28, 2015

2.4 Foreign Affairs & Security » Terrorism/Extremism

2.6 Foreign Affairs & Security » US image

4.7 Society » Morality, Values & Customs / Lifestyle

370-8 [Russia: Television: "Zombie-Box" Or "Window On The World"?](#) (Click for Details)

(Russia) Over a quarter of a century, Russian attitudes toward national television have improved. At the same time, the number of claims has also increased. (VCIOM)

January 30, 2015

4.6 Society » Media/ New Media

4.7 Society » Morality, Values & Customs / Lifestyle



▶ WEST EUROPE

370-9 [Gender Equality Report \(Multi-Country Survey\)](#) (Click for Details)

Almost all Europeans (94%) agree that equality between men and women is a fundamental right and seven in ten (70%) 'totally agree' that it is a fundamental right. (TNS)

March 2015

4.5 Society » Gender Issues

370-10 [UK Public Attitudes Towards Big Business](#) (Click for Details)

(UK) Three quarters (76%) of respondents in Great Britain agree that "The big businesses that pollute the most should be penalised through paying increased taxes". Only a third (34%) disagree with the statement "Big businesses have a responsible attitude towards the environment". (Ipsos Mori)

March 04, 2015

3.8 Economy » Enterprise/ Investments/ Business

4.14 Society » Environment/ Disasters

370-11 [Election 2015: Support For UKIP Among Gen Y Voters Doubles In A Year](#)

(Click for Details)

(UK) Think younger voters don't like Nigel Farage? Think again – Ukip is polling nearly as well as the Green party and is almost level with the Lib Dems. (Ipsos Mori)

March 2015

1.1 Domestic Politics » Elections

1.4 Domestic Politics » Political Parties

370-12 [UK: Many Believe Alternative Medicines Are Effective](#) (Click for Details)

(UK) Large proportions of British people believe that alternative medicines and treatments could be genuinely effective at treating illness. (YouGov)

March 06, 2015

4.11 Society » Health

370-13 [UK: Pardon Convicted Gay Men, Say Two Thirds Of Public](#) (Click for Details)

(UK) Two in three voters say the British government should pardon the thousands of gay men that were convicted of gross indecency – and Britain is seen as having come a long way from its homophobic past. (YouGov)

February 26, 2015

4.5 Society » Gender Issues

► NORTH AMERICA

370-14 [U.S. Investors Apt To "Ride Out" Stock Market Volatility](#) (Click for Details)

(USA) Three-quarters of U.S. investors who own stocks say they are very or somewhat likely to simply ride out stock market volatility and take no action, according to the most recent Wells Fargo/Gallup Investor and Retirement Optimism Index survey. This far exceeds the 25% who say they are likely to transfer a portion of their stocks into safer investments and the 11% who would withdraw everything from stocks. (Gallup USA)

March 06, 2015

3.8 Economy » Enterprise/ Investments/ Business

370-15 [In U.S., Percentage Saying Vaccines Are Vital Dips Slightly](#) (Click for Details)

(USA) A slight majority of Americans, 54%, say it is extremely important that parents get their children vaccinated, down from the 64% who held this belief 14 years ago. Another 30% call it "very important" -- unchanged from 2001. The rest, 15%, consider it "somewhat," "not very" or "not at all important," up from 2001. (Gallup USA)

March 06, 2015

4.2 Society » Family
4.11 Society » Health

370-16 [Insurance Companies Have A Big Problem With Millennials](#) (Click for Details)

(USA) When it comes to engaging their millennial customers, insurance companies have their work cut out for them. Of all the generations, millennials (born in 1980 to 1996) are the least likely to be fully engaged -- and the most likely to be actively disengaged -- with their primary insurer. (Gallup USA)

March 06, 2015

3.9 Economy » Financial systems & Institutions

370-17 [In U.S., Pope's Popularity Continues To Grow](#) (Click for Details)

(USA) Nearly two years after becoming the leader of the Catholic Church, Pope Francis continues to grow more popular among Americans. Fully nine-in-ten U.S. Catholics now say they have a favorable view of Francis, including nearly six-in-ten who have a "very favorable" view. Francis' favorability rating among U.S. Catholics is comparable to ratings for Pope John Paul II in the 1980s and '90s, and has surpassed any favorability rating for Pope Benedict XVI in Pew Research Center surveys. (Pew Research Center)



March 05, 2015

4.1 Society » Religion
4.7 Society » Morality, Values & Customs / Lifestyle

370-18 [Most Say Government Policies Since Recession Have Done Little To Help Middle Class, Poor](#) (Click for Details)

(USA) The public makes sharp distinctions about which groups have benefited – and which have not – from the economic policies the government has put in place since the start of the recession. Majorities say that large banks, large corporations and the wealthy have been helped a great deal or a fair amount by government policies. (Pew Research Center)

March 04, 2015

1.7 Domestic Politics >> Legislation
3.4 Economy » Inflation

370-19 [U.S. Federal Employment Related to Higher Financial Well-Being](#) (Click for Details)

(USA) U.S. federal government workers are thriving in their financial well-being more than the rest of the workforce. On average, 44% of federal government employees are thriving financially, compared with 34% of all other workers in the U.S. (Gallup USA)



March 05, 2015

3.3 Economy » Employment Issues

370-20 [Americans Split on Worth of U.S. Being No. 1 Economically](#) (Click for Details)

(USA) Fifty percent of Americans view it as "important" for the U.S. to be No. 1 in the world economically. This is up from 39% in 2007, when Gallup last asked the question, and is the highest figure since 1993. The other half of Americans (49%) say it is "not that important" for the U.S. to be No. 1, as long as it is among the leading economic powers. (Gallup USA)

March 02, 2015

3.1 Economy » Perceptions on Performance/ Well-Being

370-21 [U.S. Economic Confidence Edged Down in February](#) (Click for Details)

(USA) After scoring +3 in January, the first positive reading in seven years, Gallup's Economic Confidence Index edged down to +1 in February. The reading last month is still the second-highest monthly average since Gallup began tracking confidence on a daily basis in 2008. (Gallup USA)

March 03, 2015

3.2 Economy » Consumer Confidence/Protection

370-22 [Fly Me to the Moon: The Public and NASA](#) (Click for Details)

(USA) On March 3, 1915, the U.S. government established the National Advisory Committee for Aeronautics, or NACA. In 1958, NACA became NASA. In polls the American public has shown pride in the country's accomplishments in space exploration, along with concern about the costs involved. (Roper Center)

February 02, 2015

3.11 Economy » Science & Technology



370-23 [U.S. Job Creation Index Inches Up to +29](#) (Click for Details)

(USA) Gallup's U.S. Job Creation Index increased by a point for February, to a current score of +29. This is slightly higher than the readings of +27 or +28 found over the previous four months, and just shy of the record for Gallup's seven-year trend, which was +30 in September 2014. (Gallup USA)

March 04, 2015

3.3 Economy » Employment Issues

370-24 [Snapshot: U.S. Uninsured Rate Edging Down in First Quarter](#) (Click for Details)

(USA) The uninsured rate among U.S. adults is 12.3% for the first two months of 2015, down marginally from 12.9% in the fourth quarter of 2014. (Gallup USA)

March 04, 2015

3.9 Economy » Financial systems & Institutions

370-25 [U.S. Payroll to Population Rate 43.9% in February](#) (Click for Details)

(USA) The U.S. Payroll to Population employment rate (P2P), as measured by Gallup, was 43.9% in February. This is statistically similar to the 44.1% measured in January, but it is the highest measurement of P2P for any February since Gallup began tracking the metric daily in 2010. February is typically one of the lowest months for P2P in any year, and the downward trend over the past few months fits the normal seasonal pattern. (Gallup USA)

March 05, 2015

3.3 Economy » Employment Issues



370-26 [Getting More Sleep Linked To Higher Well-Being](#) (Click for Details)

(USA) Americans who report that they usually get more hours of sleep per night have higher overall well-being than those who typically get fewer hours of shut-eye. Getting more hours of sleep is positively associated with having higher well-being, with the relationship peaking at eight hours and leveling off thereafter. (Gallup USA)

March 02, 2015

4.7 Society » Morality, Values & Customs / Lifestyle

4.11 Society » Health



370-27 [Netanyahu's Favorable Rating Improves In U.S.](#) (Click for Details)

(USA) Ahead of Israeli Prime Minister Benjamin Netanyahu's speech to the U.S. Congress that has strained relations between Israel and the White House, nearly twice as many Americans view Israel's leader favorably (45%) as unfavorably (24%). Netanyahu's favorable score is up from 35% in 2012. His current favorable rating ties his highest rating among the six times Gallup has measured it, spanning his three tenures as prime minister. (Gallup USA)

March 02, 2015

4.7 Society » Morality, Values & Customs / Lifestyle

► LATIN AMERICA

370-28 [Research Shows Teachers View On Education In Brazil](#) (Click for Details)

(Brazil) The lack of psychological support for students who need such care is the most important factor that impacts the teachers' daily work in the classroom. It reveals that the search of the Lemann Foundation Class Council - The vision of teachers left education in Brazil, conducted by IBOPE Intelligence and the IPM. According to the study, 21% of the country's public school teachers mention this as the problem that needs to be addressed more urgently. (Ibope)

March 06, 2015

4.10 Society » Education

► AUSTRALASIA

370-29 [Australians Young And Old Most Satisfied With Mobile Phone Service Provider \(But Less So Those In Between\)](#) (Click for Details)

(Australia) Gen Z and Pre-Boomers are the most likely to be satisfied with their current mobile phone service provider, while Gen Y and Baby Boomers are close to average and satisfaction among Gen X and is well below the norm, the final 2014 Customer Satisfaction results from Roy Morgan Research reveal. (Roy Morgan)

March 2015

3.12 Economy » IT & Telecom



► MULTI-COUNTRY SURVEY

370-30 [Nearly 2 Billion Women Worldwide Are Struggling, Suffering](#) (Click for Details)

This International Women's Day, more than one in four women worldwide -- or about 620 million women -- rate their lives positively enough to be considered "thriving." The life ratings of the rest -- or about 2 billion women -- place them in a category of "struggling" or "suffering." These ratings have been remarkably stable for the past several years. (Gallup USA)

March 04, 2015

4.5 Society » Gender Issues

Topic of the week:

International Women's Day

► This page is devoted to opinions of countries whose polling activity is generally not known very widely or where a recent topical issue requires special attention.

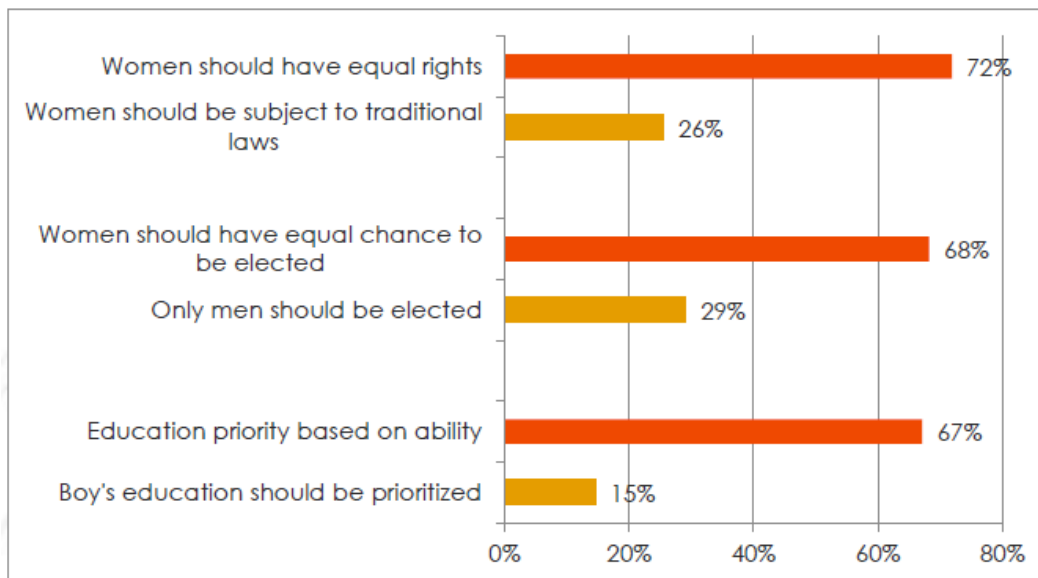
March 06, 2015



On International Women's Day, Data Confirms Daily Struggle For Progress

Support for women's rights is growing in Africa, but gender inequalities still characterize many women's daily lives, an analysis of Afrobarometer survey data shows. In line with the International Women's Day (March 8) theme of "Empowering Women – Empowering Humanity: Picture It," Afrobarometer data from 34 African countries paints a picture of significant progress toward equal rights but continuing daily struggle against disadvantage and discrimination. Women remain at a marked disadvantage compared to men in many areas, including education, participation in politics, and discrimination in the workplace and the courts. Gender gaps are particularly pronounced in North Africa. Results of this analysis are detailed in Afrobarometer Policy Paper No. 8, "Support for African women's equality rises: Education, jobs & political participation still unequal," available at www.afrobarometer.org.

Figure 1: Attitudes toward women's equality and leadership | 34 countries | 2011-2013



For each of the following pairs of statements, respondents were asked: Which of the following statements is closest to your view? (% "agree" or "strongly agree" with each statement)

Statement 1: In our country, women should have equal rights and receive the same treatment as men do.
Statement 2: Women have always been subject to traditional laws and customs, and should remain so.

Statement 1: Men make better political leaders than women, and should be elected rather than women.
Statement 2: Women should have the same chance of being elected to political office as men.

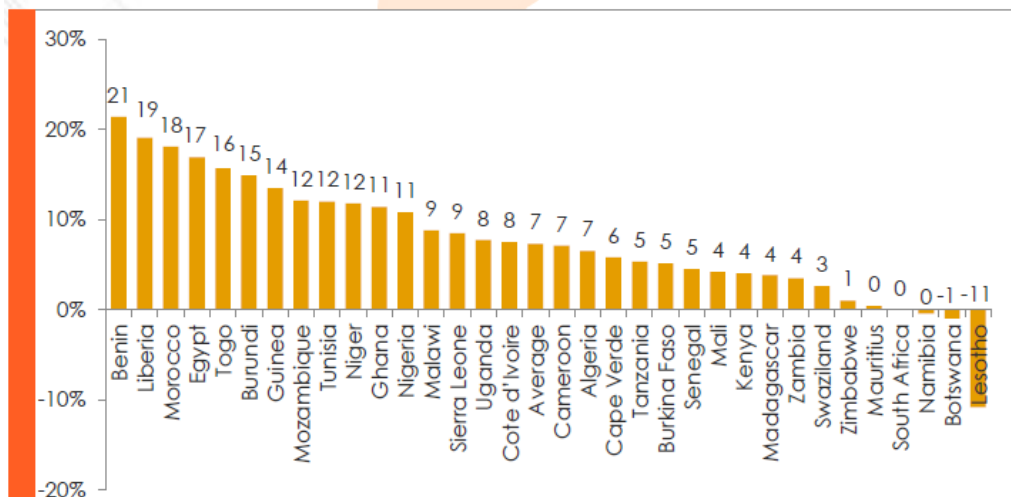
Statement 1: If funds for schooling are limited, a boy should always receive an education in school before a girl.
Statement 2: If funds for schooling are limited, a family should send the child with the greatest ability to learn.

Key findings

- Across 34 countries, nearly three-quarters (72%) of respondents support equal rights for women (Figure 1). Across 15 countries where Afrobarometer has asked the question since 2002, support for equal rights for women increased from 68% in 2002 to 73% in 2012. Two-thirds (68%) of respondents say women are as capable as men of being political leaders.
- Women are more likely than men to go without any formal education (26% vs. 19%) and less likely to have post-secondary schooling (11% vs. 16%) (Figure 2).
- Women are less likely than men to exercise their political rights. They are less likely to be registered to vote (8% unregistered for women vs. 5% for men) and to say they vote (68% vs. 73%). Women are also significantly less likely to contact political leaders or to engage in other forms of political participation (Figure 3).
- Four in 10 Africans say women are “often” or “always” treated unfairly by employers (40%) and by traditional leaders (41%), and one in three (33%) say the police and courts do not treat women equally.
- Women fare markedly worse in North Africa (Algeria, Egypt, Morocco, Sudan, and Tunisia) than in other regions of the continent. These countries collectively report the lowest levels of support for women’s leadership (Figure 4) and the highest levels of discrimination. There are wide gaps between men and women on many issues, including the ability of women to serve as president or prime minister (55% support among women, 36% among men) and support for equal rights for women in initiating a divorce (56% support among women, 39% among men).

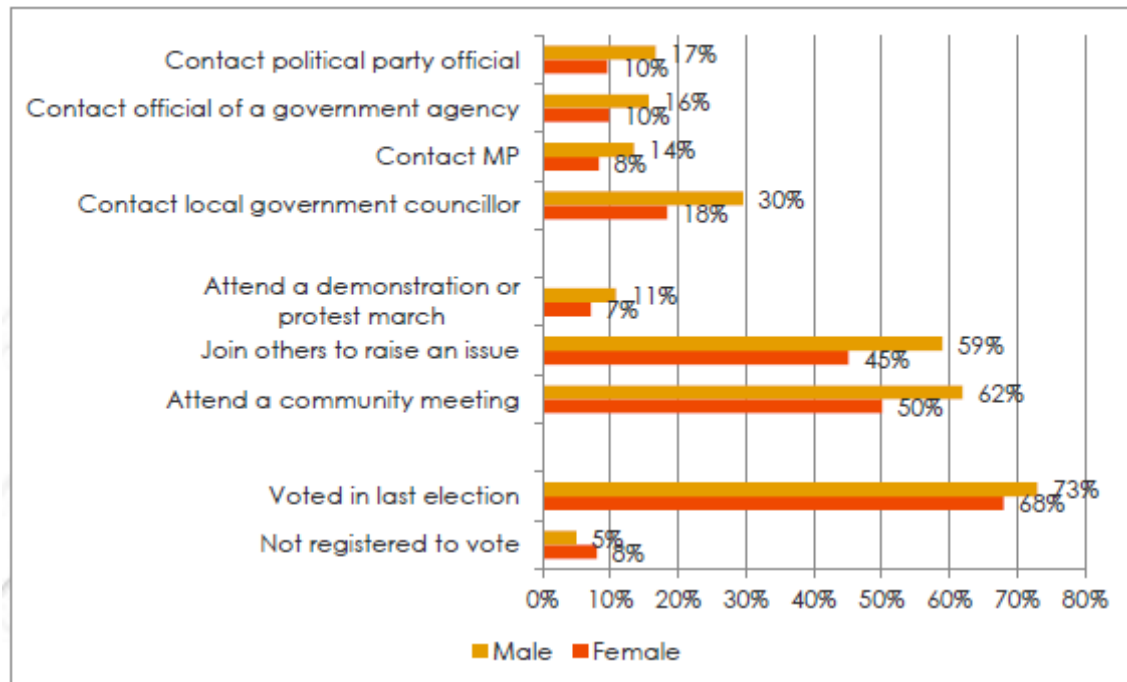
Afrobarometer is an African-led, non-partisan research network that conducts public attitude surveys on democracy, governance, economic conditions, and related issues across more than 30 countries in Africa. Five rounds of surveys were conducted between 1999 and 2013, and Round 6 surveys are currently under way (2014-2015). Afrobarometer conducts face-to-face interviews in the language of the respondent’s choice with nationally representative samples of 1,200 or 2,400 respondents. Samples of this size yield results with margins of error of +/-3% (for 1,200 respondents) and +/-2% (for 2,400 respondents) at a 95% confidence

Figure 2: Gender gap in education | Difference between proportion of men and women with no formal education | 34 countries | 2011-2013



level. Respondents were asked: What is the highest level of education you have completed?

Figure 3: Active citizenship by gender | 34 countries | 2011-2013



Respondents were asked:

During the past year, how often have you contacted any of the following persons about some important problem or to give them your views:

- i) A local government councillor?
 - ii) A member of Parliament?
 - iii) An official of a government agency?
 - iv) A political party official?
- (% who said "only once," "a few times," or "often")

Here is a list of actions that people sometimes take as citizens. For each of these, please tell me whether you, personally, have done any of these things during the past year:

- i) Attended a community meeting?
 - ii) Got together with others to raise an issue?
 - iii) Attended a demonstration or protest march?
- (% who said "yes")

With regard to the most recent national election in [20xx], which statement is true for you?
(% who said "Voted in the elections" and % who said "Not registered to vote")

*Notes: (1) Egypt excluded from data on "Contact local government councillor"; (2) Madagascar excluded from data on "Contact MP."

Source: http://www.afrobarometer.org/files/documents/press_release/ab_pr_iwd2015.pdf

March 04, 2015

Nearly 2 Billion Women Worldwide Are Struggling, Suffering

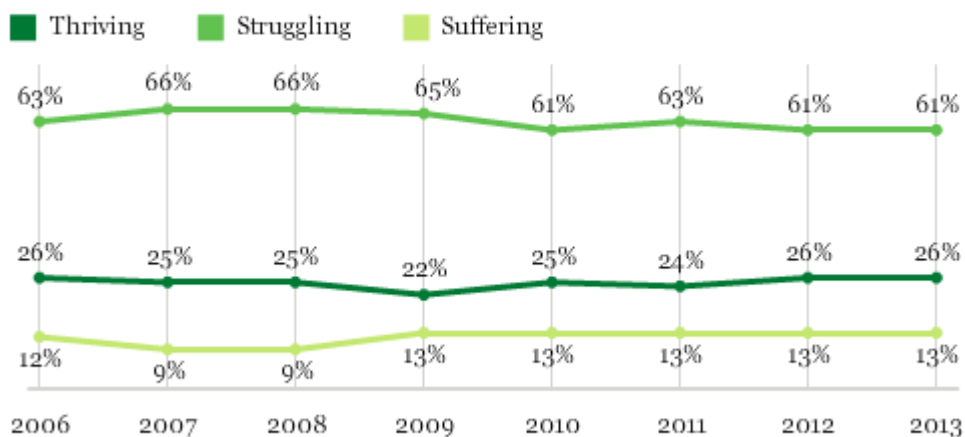
For International Women's Day on Sunday, Gallup looks at how women around the world rate their lives and their daily experiences.

WASHINGTON, D.C. -- While International Women's Day this Sunday will focus mostly on how the world thinks women are doing, it's important to understand how the women of the world think they are doing. The best way to find this out is to ask them.

This International Women's Day, more than one in four women worldwide -- or about 620 million women -- rate their lives positively enough to be considered "thriving." The life ratings of the rest -- or about 2 billion women -- place them in a category of "struggling" or "suffering." These ratings have been remarkably stable for the past several years.

Life Evaluation -- Women

The Life Evaluation Index measures respondents' perceptions of where they stand now and in the future.



GALLUP®

Since 2005, Gallup has conducted nationally representative surveys in more than 160 countries asking women (and men) to evaluate their current and future lives on a ladder scale with steps numbered from 0 to 10, based on the Cantril Self-Anchoring Striving Scale. Gallup classifies them as either "thriving," "struggling" or "suffering." People are considered thriving if they rate their current lives a 7 or higher and their lives in five years an 8 or higher.

Thriving Highest Among Women in Iceland, Sweden

The countries where the highest percentages of women are thriving tend to be primarily wealthy, developed countries. Iceland and Sweden have the highest percentages in the world. Many of these countries also score well on the U.N.'s Human Development Index, suggesting that what makes women's lives better makes

people's lives better in general. For example, in Sweden, where three in four women are thriving, the employment rate for women is among the highest in the world.

Highest Thriving for Women

	Thriving
Iceland	77%
Sweden	74%
Denmark	68%
Canada	67%
Finland	64%
Australia	63%
U.S.	63%
Austria	62%
Costa Rica	62%
New Zealand	62%

2013

GALLUP®

Highest Suffering for Women

	Suffering
Bulgaria	43%
Afghanistan	40%
Armenia	37%
Greece	34%
Ukraine	33%
Cambodia	33%
Hungary	32%
Turkey	32%
Egypt	32%
Madagascar	32%

2013

GALLUP®

The countries where women rate their lives the worst tend to be experiencing instability, such as Afghanistan, where coincidentally no women rate their lives positively enough to be considered thriving. Women in economically devastated Greece and Ukraine are also more than twice as likely to be suffering than the global average.

Iraqi Women Most Likely to Experience Negative Emotions

While the majority of women worldwide fall into the struggling or suffering category, based on their life evaluations, only 20% to 35% worldwide say they experienced a lot of negative emotions -- stress, sadness, physical pain, worry and anger -- the day before the interview.

Women's Global Daily Negative Experience



Again, in countries where there is considerable instability -- militarily, economically or politically -- women are more likely to report experiencing negative emotions. Women in war-torn Iraq, for example, have the highest Negative Experience Index scores of all women in the world. The countries reporting the lowest negative emotions are former Soviet Union countries, which does not mean that they report high positive emotions; instead, these countries typically report low emotions overall.

Highest Negative Experience

Index Scores for Women

	Negative Experience Index
Iraq	62
Iran	57
Egypt	54
Greece	54
Cyprus	52
Cambodia	48
Sierra Leone	48
Syria	47
Bolivia	44
Lebanon	44
Peru	44

2013

GALLUP®

Lowest Negative Experience

Index Scores for Women

	Negative Experience Index
Kyrgyzstan	13
Turkmenistan	15
Uzbekistan	15
Kazakhstan	17
Mongolia	18
South Africa	18
Vietnam	18
Ethiopia	19
Taiwan	19
Zimbabwe	19

2013

GALLUP®

Women Around the World Likely to Experience Positive Emotions

Despite the tough conditions in so many countries around the world, most women are still finding a way to live their lives well. At least 70% of women worldwide say they were treated with a great deal of respect, smiled or laughed a lot, experienced enjoyment or felt well-rested the day before the survey. Furthermore, 50% of women say they learned or did something interesting the day before the interview.

Women's Global Daily Positive Experience



Women are most likely to say they had these positive experiences in Latin American countries, where nine of the top 10 countries in the world for positive experiences are located. Women in Syria have the lowest Positive Experience Index score -- an all-time low for any country Gallup has measured.

Highest Positive Experience Index Scores for Women

	Positive Experience Index
Paraguay	87
Panama	85
Denmark	82
Ecuador	82
Guatemala	82
Nicaragua	81
Venezuela	81
Colombia	80
Costa Rica	80
El Salvador	80
Honduras	80
Indonesia	80
Taiwan	80
Thailand	80

2013

GALLUP

Implications

How women view their lives varies a great deal by the relative wealth, development and stability of the countries they live in. But the two largest areas where all women's lives can improve are jobs and personal safety. The global workforce consists of 50% more men than women, and men are almost twice as likely to be employed full time for an employer. Encouraging women's participation -- particularly in emerging markets where gender gaps are widest -- not only can improve how women are doing, but also can fuel economic growth in their countries.

Perhaps even more important is that women are less likely than men to feel safe in the cities or areas where they live. Gallup's macro-level well-being model for societies suggests that safety and security is the foundation of a great society -- an improvement here would pay well-being dividends not just for women, but for the society as a whole.

But while significant gender gaps exist in these two areas, as well as a number of others, there is remarkable parity in how women and men rate their lives. This is true with thriving, struggling, suffering, negative experiences and positive experiences.

The most positive finding from these data is that most women experience a great deal of positive emotions on any given day. However, only 50% of women worldwide report experiencing one of those positive emotions - - learning and doing something interesting -- each day. These data emphasize the importance of the U.N.'s Sustainable Development Goals of ensuring inclusive and equitable quality education and promoting lifelong learning opportunities for all. Gallup will continue to monitor how women are doing worldwide through the best way we know how, which starts with asking women.

Survey Methods

The most recent results for 2013 are based on telephone and face-to-face interviews with 125,839 adults, aged 15 and older, conducted in 2013 in 136 countries and areas. This sample includes 66,313 women. For results based on the total global sample, one can say with 95% confidence that the margin of sampling error is less than ± 1 percentage point. For results based on country-level samples, the margin of error ranges from a low of ± 1.7 percentage points to a high of ± 4.2 percentage points. The margin of error reflects the influence of data weighting. In addition to sampling error, question wording and practical difficulties in conducting surveys can introduce error or bias into the findings of public opinion polls. All reported margins of sampling error include computed design effects for weighting.

Source: http://www.gallup.com/poll/181790/nearly-billion-women-worldwide-struggling-suffering.aspx?utm_source=alert&utm_medium=email&utm_content=morelink&utm_campaign=syndication

Gilani's Gallopedia (2007-2014)

A Quantitative Analysis

A quantitative analysis of global polls monitored during the 5 year period January 2007 – January 2014

KEY STATISTICS

- 1- Number of Surveys (*a selection on key political and social issues*): \approx 6,805 polls during the period 2007-2014
- 2- Subjects of Interest (*we have made a list of 125 subjects, further grouped into 9 broad categories, namely: **Governance**, **Globalization** (inclusive of global economic issues) **Global Conflicts** (conflict zones), **Global leaders** (USA and Emerging powers), **Global Environment**, **Family**, **Religion**, and **other miscellaneous***)
- 3- Number of **countries** covered by one or more surveys: \approx 178 during the period 2007-2014
- 4- Number **polling organizations** whose polls have been cited: \approx 358 during the period 2007-2014

