

# Gallopedia

From Gilani Research Foundation

March 2015, Issue # 371\*

Compiled on a weekly basis since January 2007

Gilani's Gallopedia is a weekly Digest of Opinions in a globalized world - one window on global opinion polling compiled by Gilani Research Foundation

## Who are we?

*Gilani's Gallopedia* is a weekly digest of opinions in a globalized world. It provides a one window access to Global Opinion Polls on a weekly basis. It is produced by a team of researchers led by Dr. Ijaz Shafi Gilani, and is a not for profit public service. It is co-edited by Mohammad Zubair and Sara Salam.

Our name reflects the rapid pace at which global polls are brought to the community of pollsters and other interested readers. Gilani's Gallopedia is not related to any polling agency and makes its selection from any publically available poll based on its relevance to our reader's interests. Over the years it has reported polls conducted by over 350 agencies and institutions.

### Contact Details:

**Sara Salam**




Assistant Manager  
Gilani Research Foundation  
Email: [sara.salam@gilanifoundation.com](mailto:sara.salam@gilanifoundation.com)



Topic of the week: (Click for details)

## INSIDE THIS ISSUE

THIS WEEK'S REPORT CONSISTS OF **28**  
NATIONAL & MULTI COUNTRY SURVEYS. **12**  
POLLING ORGANIZATIONS HAVE BEEN  
REPRESENTED.

Pg 2	<b>Asia zone</b> this week- <b>04</b> national polls	
Pg 3	<b>Africa zone</b> this week- <b>02</b> national polls	
Pg 3	<b>Euro Americas zone</b> this week- <b>20</b> national polls  Multi- Country Survey- 01 poll Analysis Tank- 01 Study	 
Pg 7	<b>Topic of the week-</b> <b>INDIA'S NEW LEADERSHIP FACES HIGH EXPECTATIONS</b>	

Countries are represented in blue; Polling organizations are represented in pink. For reference to source of each poll clicks to detail are provided in the text



## Asia Zone

► MIDDLE EAST& NORTH AFRICA; WEST ASIA; SOUTH ASIA; NORTH ASIA; EAST ASIA

### ► MENA

371-1 [Poll Of Egyptians: Of Those Aware Of Conference, 31% Oppose Qatar Participation](#) (Click for Details)

(Egypt) Around 16% of Egyptians did not hear about the conference. Half those who know about the economic conference refuse Qatar participation in the conference. (Baseera)

March 2015

2.5 Foreign Affairs & Security » Regional Conflicts/ Issues

3.6 Economy » Economic Globalization

### ► SOUTHEAST ASIA

371-2 [India's New Leadership Faces High Expectations](#) (Click for Details)

(India) Indians' approval of their country's leadership jumped from 30% in 2013 to 63% in 2014 after their new Prime Minister Narendra Modi led his party, the BJP, to a full rout of its main opposition party, the Indian National Congress. But after a wave of victories, the party's first decisive defeat in the Delhi Assembly elections in February suggests growing impatience among Indians whose high hopes for their new leadership and their economy have yet to translate into better lives. (Gallup USA)

March 13, 2015

1.2 Domestic Politics » Performance Ratings

1.5 Domestic Politics » National Image/ Trust



### ► SOUTHEAST ASIA

371-3 [Malaysia: Majority Of Muslim Voters Think Kelantan Government Should Focus On Post Flood Reconstruction](#) (Click for Details)

(Malaysia) A survey carried among voters in Peninsular Malaysia found that an overwhelming majority (84%) think the Kelantan state government should prioritize repairs and reconstruction of homes damaged during the devastating floods over its current proposal to pass a revision to its 1993 hudud enactment. (Merdeka Center)

March 16, 2015

1.3 Domestic Politics » Governance

4.14 Society » Environment/ Disasters

371-4 [Philippines: 6.2% Of Families Lose Property, 0.7% Suffer Physical Violence, In The Past 6 Months](#) (Click for Details)

(Philippines) The Fourth Quarter 2014 Social Weather Survey, fielded from November 27- December 1, 2014, found that 6.2% (estimated 1.4 million) of families lost property to either pickpockets, burglars or carnappers within the past six months. (SWS)

March 09, 2015

3.5 Economy » Poverty

4.12 Society » Crime





## Africa Zone

▶ WEST AFRICA; EAST AFRICA; CENTRAL AFRICA;  
SOUTHERN AFRICA

### ▶ SUB-SAHARAN AFRICA

371-5 [Kenyans Give Mixed Score On Devolution And Call For Better Participation](#) (Click for Details)

(Kenya) Public participation is at the core of devolution. However, the Afrobarometer survey shows that most Kenyans find it difficult to participate in the county budgeting and planning process, to influence county decision making, and to access information on county budgets, legislation, and project plans. (Afrobarometer) March 11, 2015

1.5 Domestic Politics » National Image/ Trust

1.7 Domestic Politics >> Legislation

4.7 Society » Morality, Values & Customs / Lifestyle

371-6 [Kenyans Support KDF Involvement In Somalia, Divided Over Calls For Withdrawal](#) (Click for Details)

(Kenya) A majority of Kenyans see the involvement of the Kenya Defence Forces (KDF) in Somalia as having been necessary despite terrorist problems resulting from it, according to the latest Afrobarometer survey. (Afrobarometer)

March 11, 2015

2.4 Foreign Affairs & Security » Terrorism/Extremism

2.10 Foreign Affairs & Security » Military Issues/ Defence



## Euro Americas Zone

▶ EAST EUROPE, WEST EUROPE; NORTH AMERICA; LATIN AMERICA  
& AUSTRALASIA

### ▶ EAST EUROPE

371-7 [The Ukrainian People On The Current Crisis](#) (Click for Details)

(Ukraine) A pivotal issue in the current conflict in Ukraine is whether it will move closer to the EU or Russia. The results of a new survey of Ukrainians – to be presented today at an event at the United States Institute of Peace – show that majorities do not support moving closer to the EU or to Russia. While more favor moving closer to the EU than favor moving closer to Russia, less than half – 47 percent – favor moving toward the EU. In all regions half or more say they can tolerate taking a neutral position. Majorities in all regions, including the East, favor maintaining the unity of the country. (KIIS)

March 9, 2015

2.5 Foreign Affairs & Security » Regional Conflicts/ Issues

2.8 Foreign Affairs & Security » International / Regional Organizations



371-8 [Russia: Problem Background At The Start Of 2015](#) (Click for Details)

(Russia) For the first time, the economic situation is the greatest problem Russians are worried about. This is followed by the price increase. (VCIOM)

February 09, 2015

[3.1 Economy » Perceptions on Performance/ Well-Being](#)

[3.4 Economy » Inflation](#)

371-9 [Russia: Sochi Olympics: A Year After](#) (Click for Details)

(Russia) For many Russians the Sochi Olympics Winter Games is a reason to be proud of Russia. The large-scale sport event improved Russia's image and helped develop sport in the country. (VCIOM)

February 05, 2015

[1.5 Domestic Politics » National Image/ Trust](#)

[4.15 Society » Sports](#)



## ► WEST EUROPE

371-10 [UK: Neither The Conservatives Nor Labour Are Able To Open Up A Lead](#) (Click for Details)

(UK) With less than two months to go before the General Election the latest Ipsos MORI Political Monitor shows the Conservative and Labour parties running neck-and-neck with both parties' vote share decreasing since last month. Labour's vote share decreased by two points to 34%, while the Conservatives lost one point holding at 33%. (Ipsos Mori)

March 12, 2015

[1.1 Domestic Politics » Elections](#)

[1.4 Domestic Politics » Political Parties](#)

371-11 [UK: A Third Of Young People Think Social Media Will Influence Their Vote](#) (Click for Details)

(UK) Ahead of a major debate hosted by Ipsos MORI, King's College London and the Media Standards Trust, new research reveals that the British public has an ambivalent attitude towards the impact of social media platforms such as Facebook and Twitter on political debate. (Ipsos Mori)

March 10, 2015

[1.1 Domestic Politics » Elections](#)

[4.6 Society » Media/ New Media](#)

371-12 [UKIP Voters Most Likely To Think The Apocalypse Is Coming](#) (Click for Details)

(UK) From previous research, we know that UKIP voters are more pessimistic about the direction the country is going in than supporters of other parties. For example, 83% say the world as a whole is getting worse and 70% say life for families like theirs is in decline, compared to 71% and 55% of the general public, respectively. New YouGov research reveals that this tendency extends to a more existential fear – UKIP voters are more likely (31%) to think that an apocalyptic disaster will strike in their lifetime than average (23%). (YouGov)

March 2015

[1.4 Domestic Politics » Political Parties](#)

[1.5 Domestic Politics » National Image/ Trust](#)





371-13 [Citizens' Perception About Competition Policy \(Multi-Country Survey\)](#) (Click for Details)

(UK) Most EU citizens have positive views about the effects of competition between companies. More than four in five (86%) agree that competition allows for more choice for consumers, while 84% agree that competition between companies allows for better prices for consumers. (TNS Political & Social)

March 2015

2.8 Foreign Affairs & Security » International / Regional Organizations

3.8 Economy » Enterprise/ Investments/ Business

## ► NORTH AMERICA

371-14 [Iran Nuclear Deal Backed By Large Majority Of Americans](#) (Click for Details)

(USA) Negotiations over a proposed deal with Iran regarding its nuclear program are coming to a head while a new study finds a clear majority of Americans – 61 percent – support an agreement that would limit Iran's enrichment capacity and impose additional intrusive inspections in exchange for the lifting of some sanctions. This included 61 percent of Republicans, 66 percent of Democrats and 54 percent of independents. (Gallup USA)

March 3, 2015

2.5 Foreign Affairs & Security » Regional Conflicts/ Issues

3.10 Economy » Energy/Nuclear Issues

371-15 [Canada, Great Britain Are Americans' Most Favored Nations](#) (Click for Details)

(Canada) Americans' current views of foreign nations range from highly positive evaluations of Canada (92% favorable) and Great Britain (90%) to highly negative ratings of Iran (11%) and North Korea (9%). (Gallup USA)

March 13, 2015

4.7 Society » Morality, Values & Customs / Lifestyle

371-16 [Hillary Clinton Clear Leader In Favorability Among Democrats](#) (Click for Details)

(USA) Nearly eight in 10 Democrats (79%) have a favorable view of Hillary Clinton. Should she seek her party's 2016 presidential nomination, she would begin the campaign with a commanding lead in favorability ratings over several potential Democratic opponents, including a 15-percentage-point advantage over Vice President Joe Biden and 42-point margin over Massachusetts Sen. Elizabeth Warren. (Gallup USA)

March 13, 2015

1.1 Domestic Politics » Elections

1.4 Domestic Politics » Political Parties

371-17 [Young Black Males In U.S. Suffer Well-Being Deficit](#) (Click for Details)

(USA) Among U.S. men, blacks have lower well-being than non-blacks, particularly among young men and seniors, according to the Gallup-Healthways Well-Being Index. Black men under the age of 35 have a Well-Being Index score that is at least one point lower than all other groups, a deficit that is statistically significant. (Gallup USA)

March 13, 2015

4.3 Society » Ethnicity  
4.5 Society » Gender Issues  
4.11 Society » Health

371-18 [Clinton Favorability, Familiarity Bests 2016 Contenders](#) (Click for Details)

(USA) Hillary Clinton is one of a few potential 2016 presidential candidates to have a significantly higher favorable (50%) than unfavorable (39%) rating among the American public. And the 89% of Americans who are familiar enough with Clinton to have an opinion of her is more than any other potential 2016 presidential candidate. Clinton's relatively high scores on both dimensions give her a better starting position regarding her image than other competitors would have in the 2016 U.S. presidential election. (Gallup USA)

March 12, 2015

1.1 Domestic Politics » Elections

371-19 [Americans Name Government as No. 1 U.S. Problem](#) (Click for Details)

(USA) Americans continue to name the government (18%) as the most important U.S. problem, a distinction it has had for the past four months. Americans' mentions of the economy as the top problem (11%) dropped this month, leaving it tied with jobs (10%) for second place. (Gallup USA)



March 12, 2015

1.3 Domestic Politics » Governance  
3.1 Economy » Perceptions on Performance/ Well-Being  
3.3 Economy » Employment Issues

371-20 [Far More Interest Among Republicans Than Democrats in Clinton Emails, Netanyahu](#) (Click for Details)

(USA) From news about the economy to controversy over Hillary Clinton's emails and the trial of the Boston marathon bomber, no single story dominated the public's news interest last week. (Pew Research Center)

March 09, 2015

1.4 Domestic Politics » Political Parties

371-21 [Majority in U.S. Still See Opportunity in Foreign Trade](#) (Click for Details)

(USA) As they have for the past two years, a majority of Americans (58%) continue to view foreign trade as an opportunity for economic growth through increased U.S. exports, while 33% view it as a threat to the economy from foreign imports. The third of Americans who see foreign trade as a threat is on the low side of what Gallup has measured in the past two decades. The greater optimism on trade from 2013 to 2015 comes after a stretch of skepticism between 2005 and 2012. (Gallup USA)

March 09, 2015

2.11 Foreign Affairs and Security >> Trade

371-22 [U.S. Employee Engagement Reaches Three-Year High](#) (Click for Details)

(USA) The percentage of U.S. workers engaged in their jobs rose from an average 31.7% in January to an average 32.9% in February. The latest monthly rate of employee engagement is the highest Gallup has recorded in three years and is a full 1 1/2 percentage points above where it stood in February 2014. (Gallup USA)

March 09, 2015

3.3 Economy » Employment Issues



**371-23 [U.S. Economic Confidence Still Negative, at -3](#)** (Click for Details)

(USA) Gallup's U.S. Economic Confidence Index registered -3 for the week ending March 8, the third consecutive week in negative territory after an eight-week run of positive weekly scores. The index is still significantly higher than it has been at most times since 2008. (Gallup USA)

March 10, 2015

3.2 Economy » Consumer Confidence/Protection

**371-24 [Americans' Views of Netanyahu Less Positive Post-Visit](#)** (Click for Details)

(USA) After Israeli Prime Minister Benjamin Netanyahu's much-publicized and controversial address to Congress, Americans' opinions of him have worsened. His favorable rating is down seven percentage points, to 38%, while his unfavorable rating has increased five points, to 29%. These changes are largely confined to Democrats; Republicans' views are essentially stable. (Gallup USA)

March 11, 2015

1.4 Domestic Politics » Political Parties

4.7 Society » Morality, Values & Customs / Lifestyle

**371-25 [Fewer Americans Say Winter Colder Than Usual](#)** (Click for Details)

(USA) Despite record-low temperatures in many parts of the country in February, the 51% of Americans who say temperatures in their local area have been colder than usual this winter is down from the 66% who said this about last winter. Eighteen percent of Americans say this winter has been warmer than usual, and 29% say it has been about the same as past winters. (Gallup USA)

March 11, 2015

4.7 Society » Morality, Values & Customs / Lifestyle

4.14 Society » Environment/ Disasters

**371-26 [Canada: Bill C-51: Strong Support For Proposed Anti-Terror Legislation, But Additional Oversight Wanted Too](#)** (Click for Details)

(Canada) Canadians are firmly supportive of Bill C-51, the federal government's proposed anti-terror legislation that contains a range of measures that would, among other things, provide law enforcement agencies with expanded powers. (Angus Reid)

2.4 Foreign Affairs & Security » Terrorism/Extremism

## ► LATIN AMERICA

**371-27 [Flow Of People In Malls Falls In February](#)** (Click for Details)

(Brazil) Commercial activity in the mall in February had a negative performance compared with February 2014. The information is in Iflux, specific indicator shopping market developed by IBOPE Intelligence and the More Flow, which reveals the degree of heating or sector drive. (Ibope)

March 11, 2015

3.2 Economy » Consumer Confidence/Protection

4.7 Society » Morality, Values & Customs / Lifestyle



## ► MULTI-COUNTRY SURVEY

**371-28 [Africans Differ On Whether Schools Prepare People To Work](#)** (Click for Details)

As sub-Saharan African countries continue to pursue sustainable development, their residents' views about their local secondary schools provide insight into how education policies intersect with people's lives. Africans' perceptions of whether their secondary schools prepare people to work vary widely by country; the percentage agreeing this is true of their local schools ranges from 86% in Rwanda to 38% in Tanzania. (Gallup USA)

March 11, 2015

4.10 Society » Education

► ANALYSIS TANK

[How do Americans stand out from the rest of the world?](#) (Click for Details)

4.7 Society » Morality, Values & Customs / Lifestyle

## Topic of the week:

### India's New Leadership Faces High Expectations

► This page is devoted to opinions of countries whose polling activity is generally not known very widely or where a recent topical issue requires special attention.

March 13, 2015

#### [India's New Leadership Faces High Expectations](#)



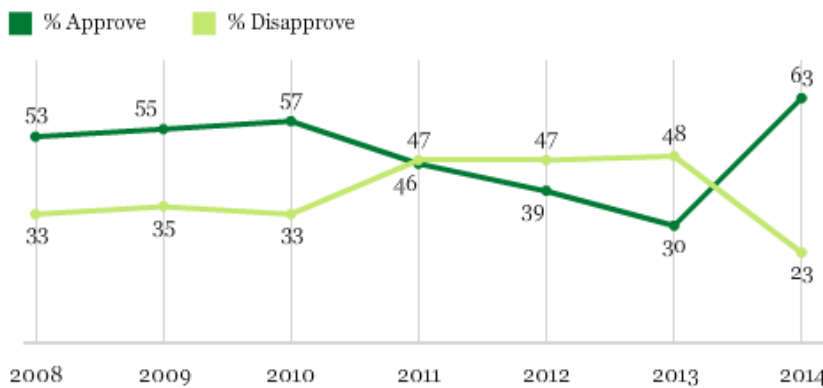
BANGALORE, INDIA -- Indians' approval of their country's leadership jumped from 30% in 2013 to 63% in 2014 after their new Prime Minister Narendra Modi led his party, the BJP, to a full rout of its main opposition party, the Indian National Congress. But after a wave of victories, the party's first decisive defeat in the Delhi



Assembly elections in February suggests growing impatience among Indians whose high hopes for their new leadership and their economy have yet to translate into better lives.

#### Leadership Approval in India

Do you approve or disapprove of the job performance of the leadership of this country?



GALLUP®

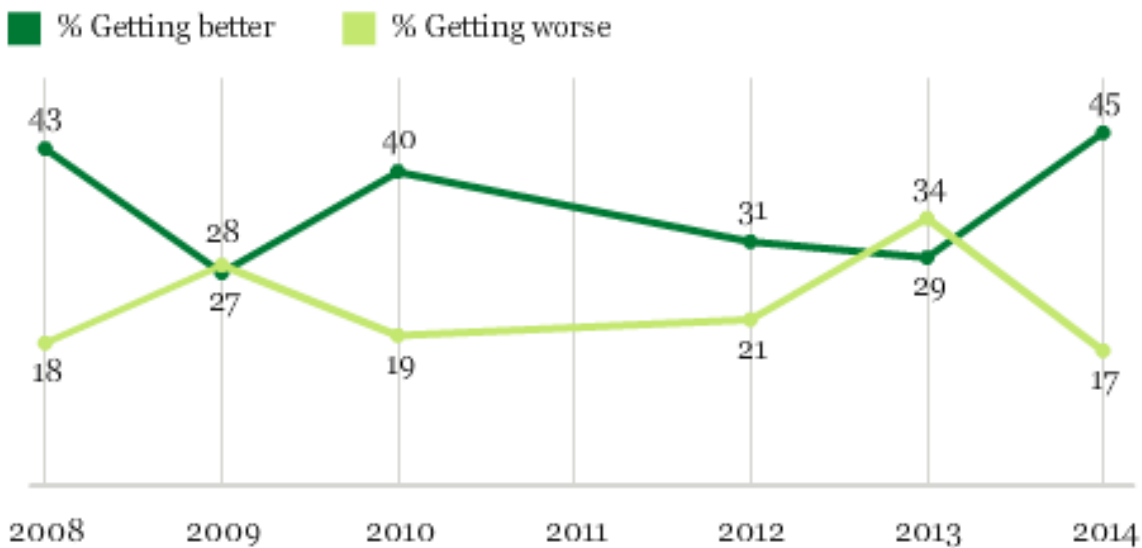


Touting his experience as the chief minister of the state of Gujarat, Modi has promised to improve India's growth by opening its economy to foreign investments, reducing regulations and increasing privatization.

The Bombay Stock Market SENSEX index jumped in mid-September 2013 when Modi was named the BJP's candidate for prime minister. Since Modi took office in May 2014, the market has risen about 20% to date. India's GDP grew at 5.6% in 2014 and the IMF recently raised its growth estimates for the current fiscal year from 5.8% to 7.2%, and from 6.3% to 7.5% for the coming fiscal year. Indians' outlook for their economy improved along with these conditions. Nearly half of Indians (45%) saw their economy as "getting better," up from 29% in 2013. Likewise, those who felt the economy was getting worse halved from 34% in 2013 to 17% in 2014.

### How Indians Rate Their National Economy

Right now, do you think the economic conditions in India, as a whole, are getting better or getting worse?

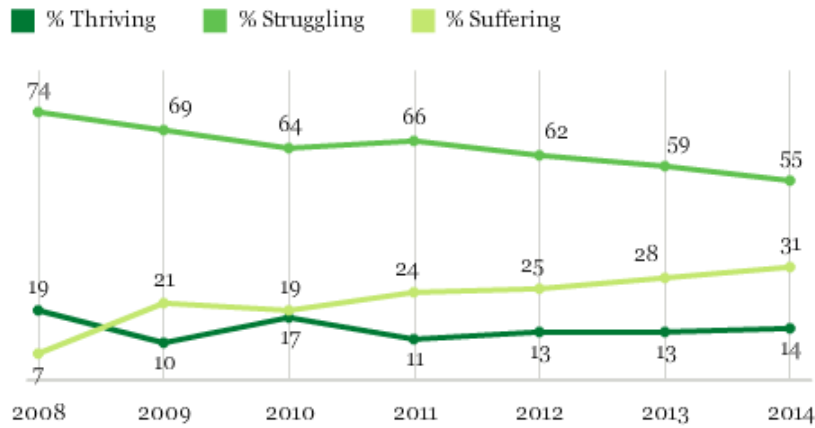


GALLUP®

Despite these high economic hopes, the percentage of Indians rating their lives poorly enough to be considered "suffering" continued to rise, from 28% in 2013 to 31% in 2014. Gallup classifies respondents as "thriving," "struggling," or "suffering" according to how they rate their current and future lives on a ladder scale with steps numbered from 0 to 10 based on the Cantril Self-Anchoring Striving Scale. Those who rate their current and future lives at a 4 or lower are considered suffering.

*Life Evaluations Across India*

Among adults aged 15 and older

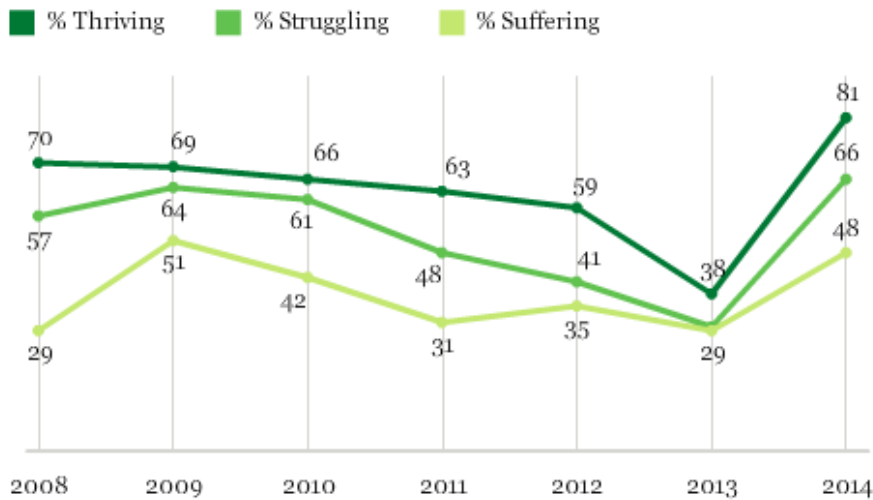


GALLUP®

Indians in all three life evaluation categories reported low leadership approval ratings in 2013. In 2014, Indians classified as thriving still have the highest approval rating of their leadership and reported the largest bounce from 2013. Those considered to be suffering continue to approve of leadership the least, and reported the lowest increase in leadership approval ratings.

This gap in approval ratings between the thriving population and suffering population is the largest since 2008, and may suggest polarizing policies. The BJP is known for embracing business-friendly policies, whereas the Congress party is known for a more socially liberal platform. For Modi's government to continue to receive high approval ratings they will need to address the needs of Indians who are suffering.

*Approval of Leadership by Life Evaluation*



GALLUP®

## Implications

Modi has portrayed himself as the man who can get India's economy growing at its full potential -- a tall order, but one that Indians seem to expect. India reported strong economic figures in the last quarter of 2014, with 7.5% GDP growth and low inflation. Some of these figures were helped by international conditions such as low oil prices, but still, most economists are cautiously optimistic about India's future prospects.

On Feb. 28, Modi's government presented its highly anticipated first annual budget to Parliament. While it did not contain the radical sweeping reforms some called for, it has been warmly received, offering initiatives that appeal to all segments of Indian society. The budget included a corporate tax reduction and calls for replacing the wealth tax. It introduced a universal social security scheme and proposed significant benefits for the poor as well.

The budget also increases spending on infrastructure, the poor condition of which is seen as a leading deterrent in attracting foreign manufacturing investment. With its vast and youthful population, manufacturing could offer economic benefits and jobs to the increasing amount of suffering Indians. Modi now needs to translate Indians' high hopes and economic optimism into real economic growth that benefits all sectors of society.

## Survey Methods

Results are based on face-to-face interviews with 3,000 adults, aged 15 and older, conducted in September-October 2014 in India. Before 2014, results are based on face-to-face interviews with approximately 2,000 to 5,000 adults, aged 15 and older, conducted in 2008-2013 in India. For results based on the total sample of national adults, one can say with 95% confidence that the maximum margin of sampling error is  $\pm 3.4$  percentage points. The margin of error reflects the influence of data weighting. In addition to sampling error, question wording and practical difficulties in conducting surveys can introduce error or bias into the findings of public opinion polls.

Source: [http://www.gallup.com/poll/181973/india-new-leadership-faces-high-expectations.aspx?utm\\_source=World&utm\\_medium=newsfeed&utm\\_campaign=tiles](http://www.gallup.com/poll/181973/india-new-leadership-faces-high-expectations.aspx?utm_source=World&utm_medium=newsfeed&utm_campaign=tiles)

---

# Gilani's Gallopedia (2007-2014)

## A Quantitative Analysis

A quantitative analysis of global polls monitored during the 5 year period January 2007 – January 2014

### KEY STATISTICS

- 1- Number of Surveys (*a selection on key political and social issues*):  $\approx$  6,805 polls during the period 2007-2014
- 2- Subjects of Interest (*we have made a list of 125 subjects, further grouped into 9 broad categories, namely: **Governance**, **Globalization** (inclusive of global economic issues) **Global Conflicts** (conflict zones), **Global leaders** (USA and Emerging powers), **Global Environment**, **Family**, **Religion**, and **other miscellaneous***)
- 3- Number of **countries** covered by one or more surveys:  $\approx$  178 during the period 2007-2014
- 4- Number **polling organizations** whose polls have been cited:  $\approx$  358 during the period 2007-2014

