

# Gallopedia

From Gilani Research Foundation

June 2015, Issue # 384\*

Compiled on a weekly basis since January 2007

Gilani's Gallopedia is a weekly Digest of Opinions in a globalized world - one window on global opinion polling compiled by Gilani Research Foundation

## Who are we?

*Gilani's Gallopedia* is a weekly digest of opinions in a globalized world. It provides a one window access to Global Opinion Polls on a weekly basis. It is produced by a team of researchers led by Dr. Ijaz Shafi Gilani, and is a not for profit public service. It is co-edited by Mohammad Zubair and Sara Salam.

Our name reflects the rapid pace at which global polls are brought to the community of pollsters and other interested readers. Gilani's Gallopedia is not related to any polling agency and makes its selection from any publically available poll based on its relevance to our reader's interests. Over the years it has reported polls conducted by over 350 agencies and institutions.

### Contact Details:

**Sara Salam**

Assistant Manager  
Gilani Research Foundation

Email: [sara.salam@gilanifoundation.com](mailto:sara.salam@gilanifoundation.com)



Topic of the week: (Click for details)

## INSIDE THIS ISSUE

THIS WEEK'S REPORT CONSISTS OF **26**  
NATIONAL & MULTI COUNTRY SURVEYS. **9**  
POLLING ORGANIZATIONS HAVE BEEN  
REPRESENTED.

Pg 2	<b>Asia zone</b> this week- <b>02</b> national polls	
Pg 3	<b>Euro Americas zone</b> this week- <b>18</b> national polls <b>Multi- country survey-</b> 06 Polls	
Pg 7	<b>Topic of the week-</b> <b>EU REFERENDUM</b>	

Countries are represented in blue; Polling organizations are represented in pink. For reference to source of each poll clicks to detail are provided in the text



## Asia Zone

► MIDDLE EAST & NORTH AFRICA; WEST ASIA; SOUTH ASIA; NORTH ASIA; EAST ASIA

### ► MENA

384-1 [Hiring Process Can Last Up To Two Months For Majority Of Organizations In MENA](#) (Click For Details)

(MENA) According to new findings in the Bayt.com 'Hiring Practices in the Middle East and North Africa' survey, conducted by Bayt.com and YouGov, seven in 10 respondents in MENA claim the hiring process can last up to two months in their organization. The hiring process in the GCC tends to be longer than in North Africa, with approximately seven in 10 organizations in the GCC needing at least one month to complete a hire. (YouGov Siraj)

June 2015

3.3 Economy » Employment Issues

### ► SOUTHEAST ASIA

384-2 [Philippines: Freedom Of Speech Stays Healthy](#) (Click For Details)

(Philippines) Freedom of speech continues to be healthy, as 54% of Filipino adults agreed and 22% disagreed with the statement, "I can say anything I want, openly and without fear, even if it is against the administration," for a strong net agreement of +32 (% agree minus % disagree), in the March 2015 Social Weather Survey. The balance of 24% were undecided about the matter. (SWS)

June 11, 2015

1.5 Domestic Politics » National Image/ Trust

4.7 Society » Morality, Values & Customs / Lifestyle



## Euro Americas Zone

► EAST EUROPE, WEST EUROPE; NORTH AMERICA; LATIN AMERICA & AUSTRALASIA

### ► WEST EUROPE

384-3 [Shops Should Stock Larger Sizes, Say Women](#) (Click For Details)

(UK) A new survey for YouGov shows that British women are very much in favour of larger sizes of women's clothing being available – much larger than the usual range of 8-16 found on the high-street. 42% of women say that 24 should be the largest size shops stock, with some choosing even larger sizes, and there is little desire for shops to stock sizes lower than 6. Men also tend to say 24 should be the largest size available, however many are unsure. (YouGov)

June 15, 2015

4.7 Society » Morality, Values & Customs / Lifestyle

384-4 [EU Referendum: 'Yes' Is Ahead, But 'No' Is Underpriced](#) (Click For Details)

(UK) In our new poll 'Yes' leads 'No' by 10, but look beyond the headline figures and 'No' voters are more likely to vote – and harder to reach. (YouGov)

June 09, 2015

[2.8 Foreign Affairs & Security » International / Regional Organizations](#)

384-5 [Most Germans Ready To Bargain To Keep Britain 'In'](#) (Click For Details)

(UK) Most Germans want Britain to remain a member of the European Union, though one in five would rather it didn't. (YouGov)

June 11, 2015

[2.8 Foreign Affairs & Security » International / Regional Organizations](#)



384-6 [UK: 41% Of Young People Are Drinking At 'Harmful Levels'](#) (Click For Details)

(UK) Four in ten young people would be classified using the NHS's assessment as 'drinking at harmful levels' – as would 36% of 25-39 year-olds. (YouGov)

June 12, 2015

[4.7 Society » Morality, Values & Customs / Lifestyle](#)

[4.11 Society » Health](#)

## ► NORTH AMERICA

384-7 [Fewer in U.S. View Iraq, Afghanistan Wars as Mistakes](#) (Click For Details)

(USA) Amid a security situation in Iraq and Afghanistan that continues to be contentious, a smaller share of Americans now than last year view the conflict in Afghanistan or the Iraq war as a mistake. A slim majority, 51%, say the 2003 decision to send troops to Iraq was a mistake, down six percentage points from 2014. A little more than four in 10 (42%) say the 2001 military action in Afghanistan was a mistake, also a drop from last year's 49% reading. (Gallup USA)

June 12, 2015

[2.1 Foreign Affairs & Security » Iraq War](#)

[2.2 Foreign Affairs & Security » Afghanistan War](#)

[2.4 Foreign Affairs & Security » Terrorism/Extremism](#)

[2.5 Foreign Affairs & Security » Regional Conflicts/ Issues](#)

384-8 [Views of Race Relations as Top Problem Still Differ by Race](#) (Click For Details)

(USA) Black Americans' mentions of race relations as the most important problem facing the U.S. reached 15% in the last quarter of 2014, up from 3% at the beginning of that year. Mentions have remained relatively high since, averaging 13% in the most recent quarter, from April to June 2015. Since early 2014, white Americans' mentions of race relations as a top problem have increased only slightly, from 1% to 4%. (Gallup USA)

June 11, 2015

[4.3 Society » Ethnicity](#)

[4.7 Society » Morality, Values & Customs / Lifestyle](#)



384-9 [Most in U.S. Say Low Gas Prices Make Difference in Finances](#) (Click For Details)

(USA) U.S. gas prices are nearly a dollar lower than they were a year ago and have been running below their 2014 peak since last spring. But what is the effect of the increase in disposable income on Americans? And where is that money going? A majority of Americans, 57%, say lower gas prices are making a noticeable

difference in their household finances, including 27% who say they are making a "big difference." ([Gallup USA](#))

June 12, 2015

[3.4 Economy » Inflation](#)

[3.10 Economy » Energy/Nuclear Issues](#)

384-10 [Multiracial in America](#) (Click For Details)

(USA) Multiracial Americans are at the cutting edge of social and demographic change in the U.S.—young, proud, tolerant and growing at a rate three times as fast as the population as a whole. As America becomes more racially diverse and social taboos against interracial marriage fade, a new Pew Research Center survey finds that majorities of multiracial adults are proud of their mixed-race background (60%) and feel their racial heritage has made them more open to other cultures (59%). ([Pew Research Center](#))

June 11, 2015

[4.3 Society » Ethnicity](#)

[4.7 Society » Morality, Values & Customs / Lifestyle](#)

384-11 [Black. White. Asian. American Indian. Pacific Islander.](#) (Click For Details)

(USA) For much of the nation's history, America has discussed race in the singular form. But the language of race is changing. With the rise of interracial couples, combined with a more accepting society, America's multiracial population has grown at three times the rate of the general population since the beginning of the millennium. ([Pew Research Center](#))



June 11, 2015

[4.3 Society » Ethnicity](#)

[4.7 Society » Morality, Values & Customs / Lifestyle](#)

384-12 [Support for Same-Sex Marriage at Record High, but Key Segments Remain Opposed](#) (Click For Details)

(USA) As the Supreme Court prepares to decide a key case involving states' requirements to recognize same-sex marriage, public support for allowing gays and lesbians to marry legally continues its rapid rise: A 57% majority of Americans now favor allowing same-sex marriage and 39% oppose. As recently as five years ago, more opposed (48%) same-sex marriage than supported it (42%). ([Pew Research Center](#))

June 8, 2015

[4.5 Society » Gender Issues](#)

384-13 [Fewer Young People Say I Do -- to Any Relationship](#) (Click For Details)

(USA) Along with the decline in marriages among 18- to 29-year-olds in the U.S. in recent years, Gallup trends on Americans' living arrangements reveal that the percentage of young adults "living together" has hardly budged. This means that not only are fewer young adults married, but also that fewer are in committed relationships. As a result, the percentage of young adults who report being single and not living with someone has risen dramatically in the past decade, from 52% in 2004 to 64% in 2014. ([Gallup USA](#))

June 08, 2015

[4.2 Society » Family](#)

[4.7 Society » Morality, Values & Customs / Lifestyle](#)

384-14 [Five Things We've Learned About Americans And Moral Values](#) (Click For Details)



(USA) Norms surrounding behaviors relating to sexual behavior and reproduction have been shifting in the U.S. in recent years. Where once normatively taboo, certain behaviors and lifestyle choices are now much more likely to be normatively sanctioned. Associated with these normative shifts has been the increased tendency for Americans to label themselves as socially liberal, dethroning the heretofore majority status enjoyed by the label "social conservative." (Gallup USA)

June 08, 2015

4.7 Society » Morality, Values & Customs / Lifestyle

384-15 [U.S. Economic Confidence Index Steady At -9](#) (Click For Details)

(USA) Gallup's U.S. Economic Confidence Index registered at -9 for the week ending June 7, the sixth straight week the index has been at or below -5. (Gallup USA)

June 09, 2015

3.2 Economy » Consumer Confidence/Protection



384-16 [Americans Still Say Liberties Should Trump Anti-Terrorism](#) (Click For Details)

(USA) The federal government's recent actions to limit the scope of what it can do to prevent terrorism are consistent with Americans' preference to prioritize civil liberties over anti-terrorism efforts when the two come into conflict. Sixty-five percent of Americans say the government should take steps to prevent terrorism but not violate civil liberties, while 30% think any steps to prevent terrorism are justified, even if they violate liberties. In the first few months after 9/11, Americans were more divided on the issue. (Gallup USA)

June 10, 2015

1.7 Domestic Politics >> Legislation

2.4 Foreign Affairs & Security » Terrorism/Extremism

384-17 [Trust In U.S. Government's Terrorism Protection At New Low](#) (Click For Details)

(USA) Two in three Americans say they have a "great deal" or a "fair amount" of confidence in the U.S. government's ability to protect citizens from terror attacks. While this is still a sizable majority, the 67% who are confident is the lowest level that Gallup has measured since it first asked the question after the 9/11 terror attacks. (Gallup USA)

June 10, 2015

1.5 Domestic Politics » National Image/ Trust

2.4 Foreign Affairs & Security » Terrorism/Extremism

## ► LATIN AMERICA

384-18 [To 91%, Companies Not Properly Declare Impacts That Cause In The Environment](#) (Click For Details)

(Brazil) 88% agree that manufacturers have an obligation to prevent problems that can cause environmental damage. (Ibope)

June 2015

3.8 Economy » Enterprise/ Investments/ Business

4.14 Society » Environment/ Disasters



384-19 [Research Indicates That A Romantic Getaway Is The Preferred Option To Celebrate Valentine's Day](#) (Click For Details)

(Brazil) Exchange gifts on Valentine's Day is no longer the way most used by couples to show their love to the partner. According CONECTAÍ research to Skyscanner, 42% of respondents answer that the best way to celebrate the date is with a romantic trip for two. This is the preference of 46% of women in contrast with 37% of men. (Ibope)

June 2015

4.7 Society » Morality, Values & Customs / Lifestyle

## ► AUSTRALASIA

384-20 [All In The Wrist? How 2015's Smartwatch Intention Looks A Lot Like Smartphone Intention Did In 2008](#) (Click For Details)

(Australia) Will the Apple Watch do for wrists what its iPhone did for palms? The number (and age range) of Australians who today say they intend to buy a smartwatch closely parallels the earliest smartphone purchasing intention data, Roy Morgan Research shows. (Roy Morgan)

June 2015

3.11 Economy » Science & Technology



## ► MULTI-COUNTRY SURVEYS

384-21 [NATO Publics Blame Russia For Ukrainian Crisis, But Reluctant To Provide Military Aid](#) (Click For Details)

Publics of key member nations of the North Atlantic Treaty Organization (NATO) blame Russia for the ongoing conflict in Ukraine. Many also see Russia as a military threat to other neighboring states. But few support sending arms to Ukraine. Moreover, at least half of Germans, French and Italians say their country should *not* use military force to defend a NATO ally if attacked by Russia. (Pew Research Center)

June 10, 2015

2.5 Foreign Affairs & Security » Regional Conflicts/ Issues

2.10 Foreign Affairs & Security » Military Issues/ Defence

384-22 [Delhi To Dunedin, Beijing To Ballarat: The Time Spent With TV, Internet, Newspapers And Radio Across Asia](#) (Click For Details)

Television is huge in Indonesia, but the internet takes up more time in homes across China and Hong Kong, radio rules in Australia and New Zealand, while newspapers are tops in Taiwan, Singapore, Thailand and South Korea, media consumption data from a new Asian Omnibus shows. (Roy Morgan)

June 09, 2015

4.6 Society » Media/ New Media

4.7 Society » Morality, Values & Customs / Lifestyle



384-23 [Hearts And Minds: Misperceptions And The Military](#) (Click For Details)

Ipsos MORI and King's College London are releasing a new international survey that highlights what the public in Britain, the US, France, Australia and Canada get right and wrong about the military and the armed forces. (Ipsos Mori)

June 2015

2.10 Foreign Affairs & Security » Military Issues/ Defence

384-24 [Dissatisfaction In Atopic Dermatitis Treatment; Clear Opportunities For New Entrants](#) (Click For Details)

Latest results from GfK Disease Atlas, a real-world evidence program linking physician- and patient-reported treatment data, reveal major gaps in satisfaction levels for the treatment of atopic dermatitis. (GfK)

June 2015

[4.11 Society](#) » [Health](#)

384-25 [Worldwide, Gender Divide Remains in Full-Time Employment](#) (Click For Details)

The percentage of women working full time for an employer in 2014 did not reach 50% in any country, while this percentage was 50% or higher for men in 13 countries. Women tended to have the highest Payroll to Population (P2P) employment rates in countries with stronger social safety nets and labor market regulations, while the countries with the highest P2P rates for men were a mix of these and more liberal economies. (Gallup USA)



June 11, 2015

[3.3 Economy](#) » [Employment Issues](#)

[4.5 Society](#) » [Gender Issues](#)

384-26 [Huge Gap Persists in Global Jobs in 2014](#) (Click For Details)

A dramatic gulf in economic activity separated countries with the highest and lowest percentages of their populations working full time for an employer in 2014. The 10 countries with the highest Payroll to Population (P2P) rates in 2014 all had P2P rates of 44% or more, with Qatar and the United Arab Emirates at the top. Meanwhile, the countries with the lowest P2P rates -- most of them in sub-Saharan Africa -- ranged from 7% to just 3%. (Gallup USA)

June 09, 2015

[3.3 Economy](#) » [Employment Issues](#)

## Topic of the week:

### **EU Referendum**

► This page is devoted to opinions of countries whose polling activity is generally not known very widely or where a recent topical issue requires special attention.

## EU referendum: 'Yes' is ahead, but 'No' is underpriced

June 09, 2015



**In our new poll 'Yes' leads 'No' by 10, but look beyond the headline figures and 'No' voters are more likely to vote – and harder to reach**

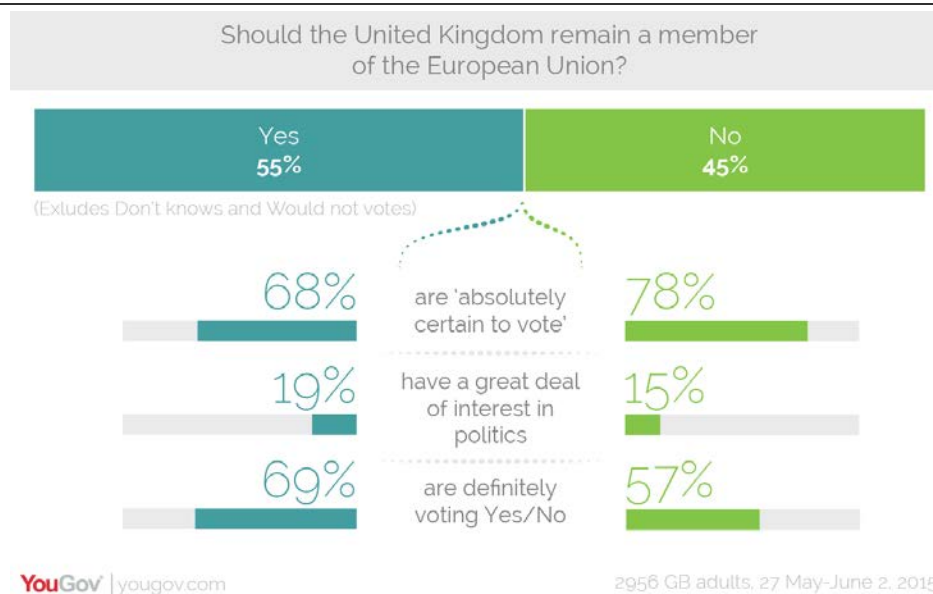
As the EU referendum campaigns start to form, the 'stay in', or 'Yes' camp, enjoys a 10-point lead (it's 55-45 after removing the Don't knows and Wouldn't votes; please see the footnote about the question wording). While I would certainly bet on 'Yes' if a man in a pub offered me something near evens, as it's clearly the more likely outcome, the bookies' odds of 3/10 make it seem overpriced. Of course the biggest driver will be risk aversion – and leaving the EU must be deemed a massive risk however attractive it may be to lovers of derring-do freedom.

YouGov's latest poll suggests a 'No' vote is not entirely outlandish. First, the most passionate voters are the outers, and second, the voters most 'in play' are the ones the yes campaign will be least capable of reaching: those who are not interested in politics.

We asked three questions in addition to the referendum question: likelihood to vote, the respondent's level of interest in politics, and degree of certainty about the current in/out choice. The chart presents a neat summary.







I believe this defines a significant challenge to the 'Yes' campaign, as it is likely be led by pro-establishment progressives who are ill-suited to reaching switched-off but in-play voters. We saw that in the 2011 AV referendum: the Yes camp could engage fellow-politicos in complex arguments, but not ordinary voters, and while they started the campaign with positive prospects, they ended up suffering a crushing defeat. If the 'Yes' camp attempts to 'correct' the voters on the 'facts' while trying to win them over to a European vision, it could seem patronising and risks losing support. This may be another election in which playing to people's fear of change will be the surest path to victory.

*\*A third of the way through the fieldwork, we learned of the slightly adjusted proposal for the referendum wording, so for a third of the sample it was "Do you think that the United Kingdom should be a member of the European Union?" and for the other two thirds it was "Should the United Kingdom remain a member of the European Union?". The effect of the difference was minimal, under 1%, so we have not separated them for the report of these results. Including the DKs and WNVs, the results were 'Yes' 42%, 'No' 35%, 'Would not vote' 3%, and 'Don't know' 19%.*

Source: <https://yougov.co.uk/news/2015/06/09/eu-referendum-are-bookies-odds-yes-vote-over-price/>

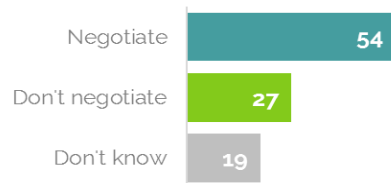
## Most Germans ready to bargain to keep Britain 'in'

**Most Germans want Britain to remain a member of the European Union, though one in five would rather it didn't**

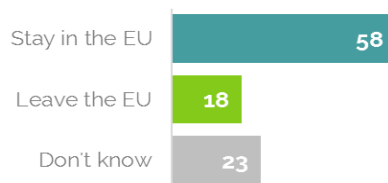
David Cameron recently returned from a tour of four European capitals to jumpstart his push for EU reforms. The prime minister has a [sceptical public at home](#) and already faces [resistance](#) abroad, but one bright spot was German Chancellor Angela Merkel's apparent openness to negotiations.

**Germans want to avoid Brexit**

Would you rather have negotiations with the UK about EU reforms to keep them in the EU, or would you rather not have negotiations, even if it makes the UK leaving more likely?



Would you prefer the UK to...



Survey of 1126 German adults, conducted June 8th, 2015

YouGov | yougov.com

A new survey by YouGov Germany suggests the German public are also open to hearing Cameron out, especially if it makes it more likely Britain stays in the European Union.

54% say they would rather bargain with the UK government if it means Britain will remain a part of the 28-member union. Only 27% oppose negotiations, even if it makes 'Brexit' more likely.

A referendum on Britain's EU membership is scheduled for 2017.

Germans also say by three-to-one (58% to 18%) that they would prefer Britain to remain a member of the EU. Majorities of all the Germany's mainstream parties back UK membership, though the margin is smaller (51% to 29%) among supporters of the Left Party, which has [criticised](#) what it sees as militaristic and neoliberal policies of the EU. In May [another YouGov Germany poll](#) found Germans do favour a Greek exit from the Eurozone ('Grexit'), by 53% to 30%.

The survey also finds that 55% of Germans think exiting the EU would be bad for Britain. A similar number (57%) think it would also be bad for the EU if Britain left. However, 19% of Germans think a 'Brexit' would be good for the EU.

YouGov's latest poll on the EU referendum found that the pro-EU 'Yes' camp has a 10-point lead, but those who want to leave are [more determined to vote](#).

Source: <https://yougov.co.uk/news/2015/06/11/Most-Germans-ready-bargain-keep-Britain/>

# Gilani's Gallopedia (2007-2015)

## A Quantitative Analysis

A quantitative analysis of global polls monitored during the 5 year period January 2007 – January 2015

### KEY STATISTICS

- 1- Number of Surveys (*a selection on key political and social issues*):  $\approx$  6,805 polls during the period 2007-2015
- 2- Subjects of Interest (*we have made a list of 125 subjects, further grouped into 9 broad categories, namely: **Governance**, **Globalization** (inclusive of global economic issues) **Global Conflicts** (conflict zones), **Global leaders** (USA and Emerging powers), **Global Environment**, **Family**, **Religion**, and **other miscellaneous***)
- 3- Number of **countries** covered by one or more surveys:  $\approx$  178 during the period 2007-2015
- 4- Number **polling organizations** whose polls have been cited:  $\approx$  358 during the period 2007-2015

