

Gallopedia

From **Gilani Research Foundation**

August 2015, Issue # 393*

Compiled on a weekly basis since January 2007

Gilani's Gallopedia is a weekly Digest of Opinions in a globalized world - one window on global opinion polling compiled by Gilani Research Foundation

Who are we?

Gilani's Gallopedia is a weekly digest of opinions in a globalized world. It provides a one window access to Global Opinion Polls on a weekly basis. It is produced by a team of researchers led by Dr. Ijaz Shafi Gilani, and is a not for profit public service. It is co-edited by Mohammad Zubair and Sara Salam.

Our name reflects the rapid pace at which global polls are brought to the community of pollsters and other interested readers. Gilani's Gallopedia is not related to any polling agency and makes its selection from any publically available poll based on its relevance to our reader's interests. Over the years it has reported polls conducted by over 350 agencies and institutions.

Contact Details:

Sara Salam

Assistant Manager

Gilani Research Foundation

Email: sara.salam@gilanifoundation.com



Topic of the week: (Click for details)

S

INSIDE THIS ISSUE

THIS WEEK'S REPORT CONSISTS OF **23** NATIONAL & MULTI COUNTRY SURVEYS. **12** POLLING ORGANIZATIONS HAVE BEEN REPRESENTED.

Pg **2** **Asia zone**
this week- **03** national polls



Pg **2** **Euro Americas zone**
this week- **19** national polls



Multi- Country Surveys- **01** poll



Pg **7** **Topic of the week-**
SUPPORT FOR AND OPPOSITION TO IMMIGRATION IN THE WESTERN WORLD



Countries are represented in blue; Polling organizations are represented in pink. For reference to source of each poll clicks to detail are provided in the text

Disclaimer: Gilani's Gallopedia is a not for profit activity and every effort has been made to give attribution to respective polling organizations. All material presented here is available elsewhere as public information. Readers may please visit the original source for further details. Gilani Research foundation does not bear any responsibility for accuracy of data or the methods and does not claim any proprietary rights benefits or responsibilities thereof.



Asia Zone

► MIDDLE EAST & NORTH AFRICA; WEST ASIA; SOUTH ASIA; NORTH ASIA; EAST ASIA

► MENA

393-1 **IRI Tunisia Poll: Economic Reform Vital to Democratic Success** (Click for Details)

(Tunisia) A new IRI poll, fielded two weeks after the government's first 100 days in office, found that while Tunisians were generally supportive of the new government they felt the country was headed in the wrong direction and that future progress hinged largely on economic growth. Indeed the current government's competence on the economy and its ability to solve Tunisia's employment challenges may impact Tunisians' support for democracy. (IRI)

August 17, 2015

1.3 Domestic Politics » Governance

3.3 Economy » Employment Issues



393-2 **WhatsApp and YouTube debut in YouGov Best Brand Rankings as mobile takes hold in Saudi Arabia** (Click for Details)

(Saudi Arabia) Saudi Arabia's most used instant messaging service, WhatsApp, and the video-sharing site with the highest mobile usage in the Kingdom, YouTube, enter the YouGov BrandIndex BestBrand Rankings for the first time in 2015. (YouGov)

August 10, 2015

3.12 Economy » IT & Telecom

4.6 Society » Media/ New Media

4.7 Society » Morality, Values & Customs / Lifestyle

► WEST ASIA

393-3 **Majority Pakistanis (60%) opine that the government took a timely decision to provide aid to Rohingya Muslims** (Click for Details)

(Pakistan) According to a Gilani Research Foundation Survey carried out by Gallup Pakistan, 60% of the respondents think that the Pakistani government took a timely decision to help Rohingya Muslims while 39% of them believe that they were late in taking this decision. (Gallup Pak)

August 5, 2015

1.5 Domestic Politics » National Image/ Trust

4.8 Society » Immigration/Refugees



Euro Americas Zone

► EAST EUROPE, WEST EUROPE; NORTH AMERICA; LATIN AMERICA & AUSTRALASIA

► EAST EUROPE

393-4 **Russia: Choosing the Currency We Like** (Click for Details)

(Russia) Russians still keep track of the foreign exchange rate fluctuations over the recent half a year. Not too many Russians prefer US dollars as a currency to keep money in. (VCIOM)

August 11, 2015

3.2 Economy » Consumer Confidence/Protection

3.9 Economy » Financial systems & Institutions



393-5 **Russia: Banning Symbols? Not Our Path!** (Click for Details)

(Russia) As the soviet and communist symbolics is being banned in Baltic States and Ukraine, Russians are increasingly tolerant towards all kinds of symbols. The only exclusion is swastika. (VCIOM)

August 07, 2015

4.7 Society » Morality, Values & Customs / Lifestyle

► WEST EUROPE

393-6 **UK: Primary Consumer Sentiment Index down for second consecutive month** (Click for Details)

(UK) For the second month in a row the latest Thomson Reuters/ Ipsos MORI Primary Consumer Sentiment Index (PCSI) for August shows consumer confidence down slightly by 2 points from July and 3.7 points since June. The August figure stands at 52.2 compared to 54.2 in July. (Ipsos Mori)

August 13, 2015

3.1 Economy » Perceptions on Performance/ Well-Being

3.2 Economy » Consumer Confidence/Protection

393-7 **Britons more positive than most countries about immigration despite concerns around public services (Multi-country survey)** (Click for Details)

The latest Ipsos Global @dvisor reveals the British public is more positive in their attitudes towards immigration compared with many other countries. The survey, which asks a series of questions on immigration across 24 countries, also shows Britons have become more positive since 2011 but still have their concerns over immigration, primarily around its effect on public services. (Ipsos Global)

August 06, 2015

4.7 Society » Morality, Values & Customs / Lifestyle

4.8 Society » Immigration/Refugees

393-8 **Londoners: our city is getting worse, especially for the less well off** (Click for Details)

(UK) Londoners tend to think that their city has been getting steadily worse over the past three decades – and they expect it to get worse still by 2025. (YouGov)

August 15, 2015

3.5 Economy » Poverty

4.7 Society » Morality, Values & Customs / Lifestyle



393-9 **UK: Majority support for decriminalising prostitution** (Click for Details)

(UK) 54% of British people support decriminalising consensual sex work – and the arguments in favour of it are found to be most persuasive. (YouGov)

August 13, 2015

[4.5 Society » Gender Issues](#)

[4.9 Society » Justice](#)

[4.13 Society » Social Problems](#)

393-10 **37% of British workers think their jobs are meaningless** (Click for Details)

(UK) More than a third of British workers say their job is making no meaningful contribution to the world – but most of them aren't looking for another one.

(YouGov)

August 12, 2015

[3.1 Economy » Perceptions on Performance/ Well-Being](#)

[3.3 Economy » Employment Issues](#)



► NORTH AMERICA

393-11 **U.S. Congress and Its Leaders Suffer Public Discontent** (Click for Details)

(USA) Now on August recess, members of Congress returning to their districts may receive a skeptical reception from constituents, as 14% of U.S. adults approve of the job Congress is doing, down slightly from 17% in July. (Gallup USA)

August 12, 2015

[1.2 Domestic Politics » Performance Ratings](#)

[1.5 Domestic Politics » National Image/ Trust](#)

393-12 **Many Small Businesses Unaware of Pending EMV Liability Shift** (Click for Details)

(USA) Despite the serious consequences for small-business owners if they don't follow new rules that take effect this fall for credit cards, the latest Wells Fargo/Gallup Small Business Index survey finds that only 32% of owners are aware of the pending changes. (Gallup USA)

August 07, 2015

[3.8 Economy » Enterprise/ Investments](#)

[3.9 Economy » Financial systems & Institutions](#)

393-13 **Continued Bipartisan Support for Expanded Background Checks on Gun Sales** (Click for Details)

(USA) Two years after the failure of Senate legislation to expand background checks on gun purchases, the public continues to overwhelmingly support making private gun sales and sales at gun shows subject to background checks. Currently, 85% of Americans – including large majorities of Democrats (88%) and Republicans (79%) – favor expanded background checks, little changed from May 2013 (81%). (Pew Research Center)

August 13, 2015

[1.4 Domestic Politics » Political Parties](#)

[4.7 Society » Morality, Values & Customs / Lifestyle](#)

[4.13 Society » Social Problems](#)



393-14 **Democrats Split on Biden Presidential Run** (Click for Details)

(USA) As Vice President Joe Biden reportedly deliberates a bid for president while he vacations in South Carolina, a new Gallup poll finds Democrats evenly split over whether he should enter the race. Forty-five percent of Democrats, including independents who lean Democratic, say they want him to run for president in 2016; 47% do not. By comparison, Democrats are less eager to see Massachusetts Sen. Elizabeth Warren, who has maintained she will not run despite grass-roots efforts to encourage her candidacy, jump in. (Gallup USA)

August 11, 2015

[1.1 Domestic Politics » Elections](#)

[1.2 Domestic Politics » Performance Ratings](#)

[1.4 Domestic Politics » Political Parties](#)

393-15 **Economic Confidence Index in the U.S. Remains Lower at -12** (Click for Details)

(USA) In the U.S., Gallup's Economic Confidence Index averaged -12 for the week ending Aug. 9. This is consistent with the weekly averages since early July, but the score remains much lower than the positive numbers at the beginning of the year. (Gallup USA)

August 11, 2015

[3.1 Economy » Perceptions on Performance/ Well-Being](#)

[3.2 Economy » Consumer Confidence/Protection](#)

393-16 **Clinton's Favorability Strong Among Black Americans** (Click for Details)

(USA) Hillary Clinton enjoys an 80% favorable rating among U.S. blacks, while two Democratic challengers who have struggled in public exchanges with black activists, Vermont Sen. Bernie Sanders and former Maryland Gov. Martin O'Malley, suffer from low name recognition and favorability among blacks. (Gallup USA)



August 10, 2015

[1.2 Domestic Politics » Performance Ratings](#)

[1.5 Domestic Politics » National Image/ Trust](#)

[4.3 Society » Ethnicity](#)

393-17 **U.S. Support for Increased Immigration Up to 25%** (Click for Details)

(USA) The U.S. public demonstrates no clear preference on what U.S. immigration levels should be. On this contentious issue, 40% say levels should remain where they are, but only slightly fewer (34%) advocate a decrease in the stream of immigrants. One-quarter of the country prefers an increase in immigration levels, the sole response of the three to see a general increase in support over the past 15 years. (Gallup USA)

August 10, 2015

[4.7 Society » Morality, Values & Customs / Lifestyle](#)

[4.8 Society » Immigration/Refugees](#)

393-18 **Canadians have a more favourable view of their Supreme Court than Americans have of their own** (Click for Details)

(Canada) In Canada, a new Angus Reid Institute poll finds there is a clear preference for the courts – especially the Supreme Court of Canada – over just about every other government institution in the country. (Angus Reid)

August 2015

[4.7 Society » Morality, Values & Customs / Lifestyle](#)



4.8 Society » Immigration/Refugees

► **LATIN AMERICA**393-19 **Brazil's corruption scandal, economy drive Rousseff's ratings to record low** (Click for Details)**(Brazil)** Driven by concerns over widespread corruption and a downturn in the country's economy, Brazilian President Dilma Rousseff's poll ratings have plummeted to their lowest point since she took office in 2010.**(Pew Research Center)**

August 17, 2015

[1.2 Domestic Politics » Performance Ratings](#)[1.5 Domestic Politics » National Image/ Trust](#)393-20 **Economic crisis is just beginning in Brazil** (Click for Details)**(Brazil)** It's just the beginning. The economic crisis we live in Brazil today is just the beginning. It's what 54% of Brazilian think today reveals a CONNECT Research. **(Ibope)**

August 13, 2015

[3.1 Economy » Perceptions on Performance/ Well-Being](#)[3.2 Economy » Consumer Confidence/Protection](#)[3.7 Economy » Infrastructure](#)► **AUSTRALASIA**393-21 **Aussie kids as happy as ever and less worried** (Click for Details)**(Australia)** What with climate change, economic uncertainty, social upheaval, the threat of terrorism and technological advances so mind-boggling they're practically sci-fi, the world can sometimes seem like a daunting place. But Australian kids are not letting it get to them: they are just as happy as they were in 2007, and considerably less worried. In recognition of International Youth Day (August 12), we take a look at how young Australians are feeling about life these days... **(Roy****Morgan)**

August 12, 2015

[3.1 Economy » Perceptions on Performance/ Well-Being](#)[4.7 Society » Morality, Values & Customs / Lifestyle](#)[4.11 Society » Health](#)393-22 **Popular Premiers Mike Baird & Daniel Andrews have large leads in NSW & Victoria while all other States are close** (Click for Details)**(Australia)** The L-NP leads strongly in NSW: L-NP 56% cf. ALP 44% and the ALP holds a similarly large lead in Victoria: ALP 56.5% cf. L-NP 43.5% on two-party preferred bases in early August, according to this month's SMS Morgan Poll on State voting intention. **(Roy Morgan)**

August 10, 2015

[1.2 Domestic Politics » Performance Ratings](#)[1.3 Domestic Politics » Governance](#)[1.4 Domestic Politics » Political Parties](#)

► MULTI-COUNTRY SURVEYS

393-23 Gift Giving, Social Status Drive Global Ivory Demand, New National Geographic/GlobeScan Study Finds (Click for Details)

A new international analysis of consumer ivory demand released today by the National Geographic Society and GlobeScan presents empirical evidence that there is a substantial ivory market driven by ivory's perceived suitability for gift giving and the social status ivory ownership conveys. This is despite the fact that support for government action to ban or limit the ivory trade is widespread in all countries surveyed, even among ivory owners and those who express an interest in buying it. ([GlobeScan](#))



August 12, 2015

[2.11 Foreign Affairs and Security >> Trade](#)

[3.6 Economy » Economic Globalization](#)

[3.8 Economy » Enterprise/ Investments](#)

Topic of the week:

SUPPORT AND OPPOSITION TO IMMIGRATION IN THE WESTERN WORLD

► This issue provides 2 interesting poll findings and buzz monitoring on the subject.

Britons more positive than most countries about immigration despite concerns around public services

Ipsos Global @advisor: Wave 71

Published: 6 August 2015

Fieldwork: 19 June - 3 July 2015



The latest Ipsos Global @dvisor reveals the British public is more positive in their attitudes towards immigration compared with many other countries. The survey, which asks a series of questions on immigration across 24 countries, also shows Britons have become more positive since 2011 but still have their concerns over immigration, primarily around its effect on public services.



When asked if immigration has had a positive or negative impact on their country, three in 10 (28%) members of the British public say that immigrants have had either a 'very' or 'fairly' positive impact. This is up 9 points from 2011 (when it was 19%). This is above the global average score of 21% saying immigration has had a positive impact and higher than countries such as the United States (25%) and Germany (20%).

Britons are also more likely to believe that immigration has made their country a more interesting place to live when compared to most other countries. Two in five (40%) Britons agree immigration has made the country a more interesting place to live compared to the global average of three in 10 (30%) – placing Britain 8th out of 24 and higher than countries such as Germany (33%), France (20%) and Italy (13%). More Britons believe

Page 7 of 14

Disclaimer: Gilani's Gallopedia is a not for profit activity and every effort has been made to give attribution to respective polling organizations. All material presented here is available elsewhere as public information. Readers may please visit the original source for further details. Gilani Research foundation does not bear any responsibility for accuracy of data or the methods and does not claim any proprietary rights benefits or responsibilities thereof.

***Archives:** Gilani's Gallopedia has been compiled on a weekly basis since January 2007. Previous material is available upon request. Please contact sara.salam@gilanifoundation.com

this is the case today than in 2011 when one in three (33%) believed immigration made Britain a more interesting place to live.

More Britons also now say that immigration has been good for the economy – two in five (38%) agree with the statement compared to 32% in 2014 and 27% in 2011. Britain ranks 6th out of 24 countries with positive views on immigration's impact on the economy, and scores 10% higher than the global average of 28%. Fewer Britons (48%) also say that immigration makes it more difficult for nationals to get jobs than in 2011 (down from 62%) and slightly above the global average of 45%.

Despite British attitudes towards immigration becoming more positive since 2011 and being more positive than most other countries in the survey, the British public still have their concerns. When asked if immigration has placed too much pressure on public services seven in 10 (68%) believe this to be the case, making Britain the 2nd most concerned country (behind Turkey where 81% are concerned and ahead of Italy where 67% are concerned). More than half of Britons (54%) also agree that immigration is causing the country to change in ways they don't like (26% disagreeing) – placing Britain 8th out of 24 countries when ranking by the number believing their country is changing in a negative way.

Bobby Duffy, Managing Director, Ipsos MORI Social Research Institute, said

“These international studies are useful in reminding us that Britain is far from alone in having concerns about immigration. In fact, many other countries in Europe and around the world are more worried than us about immigration and its impact, with Turkey, Italy and France often among the most negative. Britons are actually among the most positive on some measures, such as whether immigration makes the country more interesting as a place to live – but we need to bear in mind it is still a minority, 40%, who think that.”

“But the British stand out as particularly worried about the impact of immigration on public services, as reflected in the focus of discussion from politicians and the media. We're second only to Turkey in our concern that immigrants put too much pressure on services. This is a much greater concern here than other impacts, such as on the ability of Britons to get jobs.”

Technical Note

The study is based on interviews with 17,533 adults across 24 countries. Data are weighted to age, gender, region and household income based on recent Census and/or population figures for each country. The global numbers were calculated such that each market was given equal weight when aggregated (unweighted base size = 500 for all). Interviews were conducted via Ipsos Global @dvisor Online Omnibus from June 19 to July 3, 2015.

Source: <https://www.ipsos-mori.com/researchpublications/researcharchive/3612/Britons-more-positive-than-most-countries-about-immigration-despite-concerns-around-public-services.aspx>

U.S. Support for Increased Immigration Up to 25%

August 10, 2015



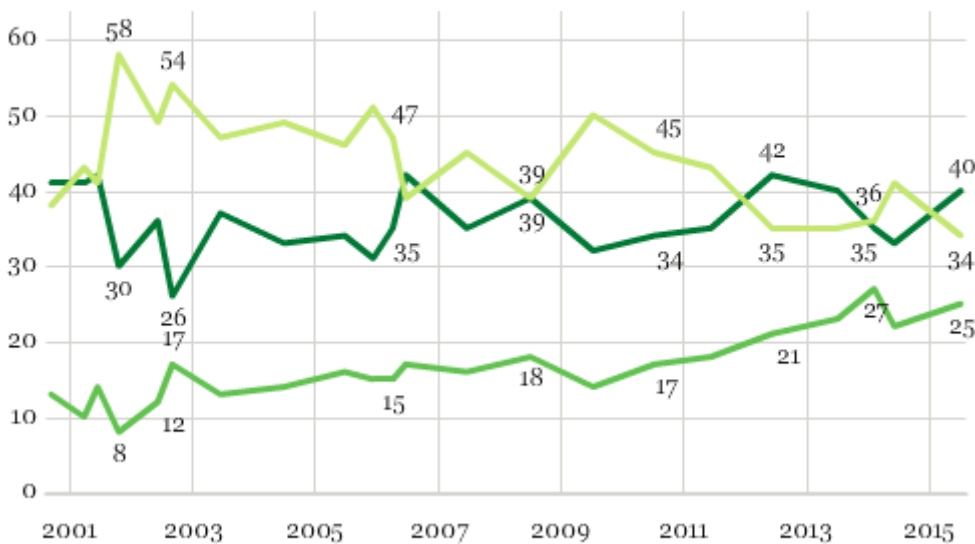
WASHINGTON, D.C. -- The U.S. public demonstrates no clear preference on what U.S. immigration levels should be. On this contentious issue, 40% say levels should remain where they are, but only slightly fewer (34%) advocate a decrease in the stream of immigrants. One-quarter of the country prefers an increase in immigration levels, the sole response of the three to see a general increase in support over the past 15 years.



U.S. Adults' Preferences on U.S. Immigration Levels

In your view, should immigration be kept at its present level, increased or decreased?

■ % Kept at present level ■ % Increased ■ % Decreased



GALLUP®

These results come from Gallup's Minority Rights and Relations survey conducted June 15-July 10, which included an expanded sample of blacks and Hispanics. This practice is often referred to as "oversampling," and allows for a closer look at attitudes and opinions of minority groups whose representation in the sample of a standard poll might otherwise be too small for statistical analysis. In 2013, the last time a comparable methodology was used with respect to this question, U.S. adults reported largely similar attitudes. Gallup has also asked this question in several instances in polls that did not include an oversample of Hispanic and black adults, most recently in June 2014.

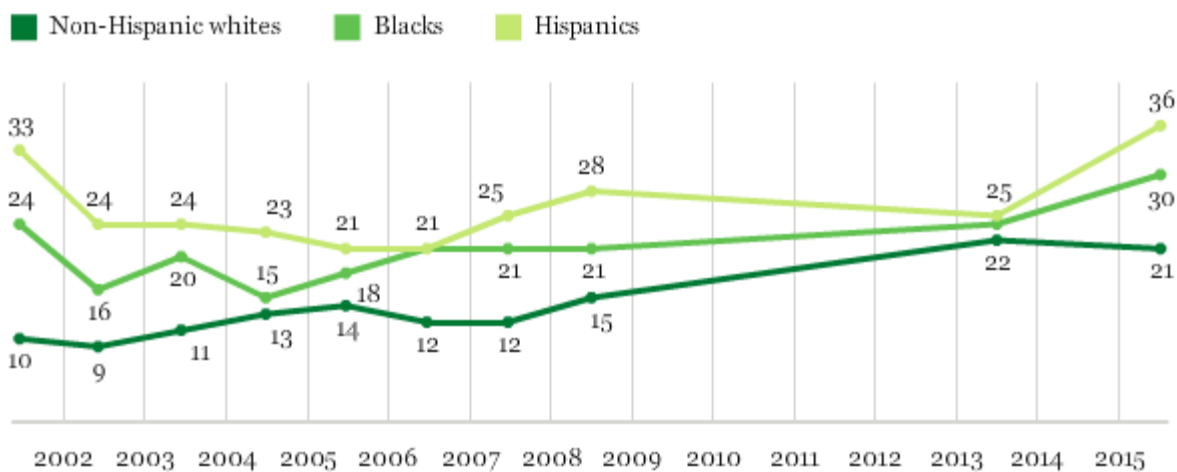
The longer-term trends since 2001 are unmistakable: U.S. adults' support for increased immigration is gradually growing. In surveys conducted within a year of the 9/11 attacks, which were perpetrated by 19 individuals who immigrated into the country, near-majorities or outright majorities of U.S. adults said

immigration levels should be decreased. But as the 2000s came to a close and the current decade has unfolded, support for decreasing immigration has gradually fallen, hitting one of its lowest levels this year. As the country has slowly shifted away from this position, the percentage saying immigration levels should increase has doubled -- from 12% in June 2002 to 25% today.

Hispanics More in Favor of Increasing Rather Than Decreasing Immigration

Preferences for changes in immigration levels vary considerably by the respondents' race or ethnicity. Hispanics -- half of whom say they are immigrants themselves -- are most likely to say immigration levels should be increased (36%), while non-Hispanic whites offer the least amount of support for that proposition (21%). Blacks fall in between the two, at 30%. Despite these differences, the overall trend is similar for all three groups. Support for allowing increased immigration levels hit a low ebb for all races/ethnicities in the years immediately after 9/11, and climbed to new or nearly new highs in 2015.

Trend in Percentage Saying U.S. Immigration Should Be Increased, by Race/Ethnicity



Trend as measured on the Gallup Minority Rights and Relations poll

GALLUP®

This year's Minority Rights and Relations survey includes a sample of 508 Hispanics, roughly half of whom report being born in the United States and half outside of it. Despite the differences in their country of birth, these two groups of Hispanics do not evince statistically meaningful differences on this question. For both groups, about a third say immigration should be kept at present levels, roughly another third voice a desire to see immigration levels increased and still another approximate third say immigration levels should be decreased.

Preferences for U.S. Immigration Levels Among Hispanic Adults Born in the U.S. vs. Those Not Born in the U.S.

	Born in the U.S.	Not born in the U.S.
Kept at present levels	34%	31%
Increased	39%	33%
Decreased	26%	31%

June 15-July 10, 2015

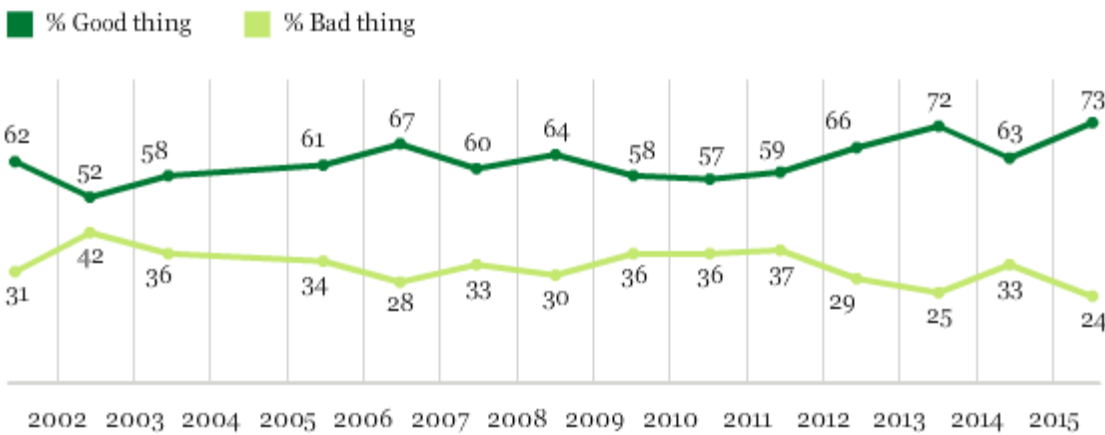
GALLUP®

Nearly Three-Fourths of U.S. Adults Say Immigration Is a Good Thing

Nearly three-fourths of U.S. adults say that, on the whole, immigration is a good thing for the country, a continued affirmation for a practice that has been a core feature of the American experience. While a majority of the country has always agreed with this proposition, the margin has sometimes been more tepid, with a bare 52% agreeing in 2002. Similar to the sentiment that immigration levels should increase, agreement that immigration is a good thing has gradually risen in the years after the 9/11 attacks. In the 2013 and 2015 surveys -- both of which included minority oversamples -- such agreement reached as high as Gallup has measured since it first asked the question in 2001.

U.S. Adults' Assessments of Immigration's Overall Impact on U.S.

On the whole, do you think immigration is a good thing or a bad thing for this country today?

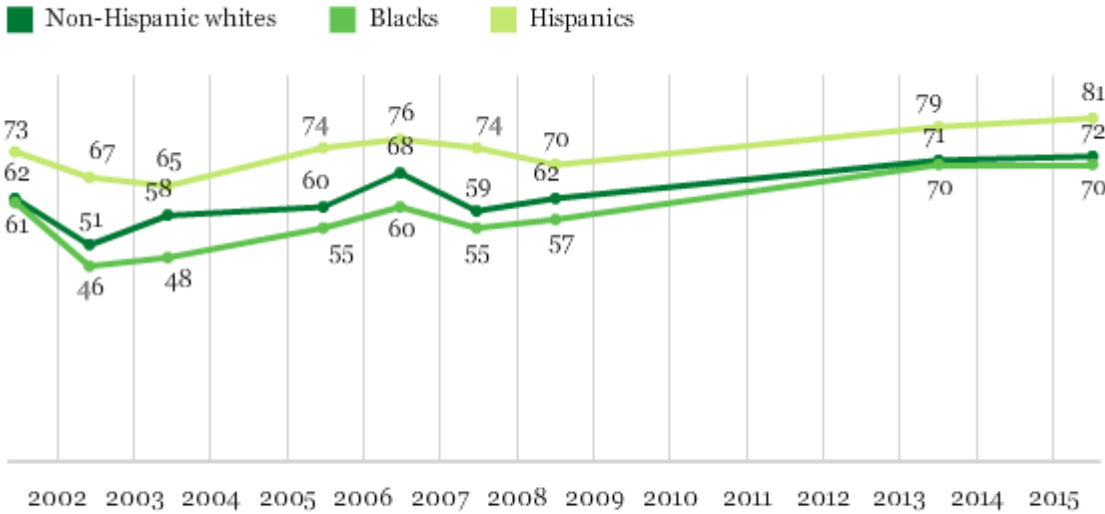


GALLUP®

Large majorities of whites (72%), blacks (70%) and Hispanics (81%) say immigration has been a good thing for the country.

Positive Assessments of Immigration's Overall Impact on U.S., by Race/Ethnicity

% Saying immigration is a "good thing"



Trends as measured on the Gallup Minority Rights and Relations poll

GALLUP®

Bottom Line

Though the U.S. is one of history's great immigrant societies, there is no broad consensus among its citizens today on how or whether immigration levels should change. The current trends suggest that more U.S. adults believe immigration levels should increase than did so a decade ago, but that view still trails the percentage who want levels decreased or kept the same. The growing acceptance of increased immigration levels is evident across racial and ethnic lines, though again this is hardly the predominant position.

But even as the overall specifics may be the subject of continued debate, the notion that immigration is a good thing for the U.S. is something the public widely accepts.

Survey Methods

Results for this Gallup poll are based on telephone interviews conducted June 15-July 10, 2015, with a random sample of 2,296 adults, aged 18 and older, living in all 50 U.S. states and the District of Columbia. All respondents had been previously interviewed in the Gallup Daily tracking survey and agreed to be recontacted by Gallup. For results based on the total sample of national adults, the margin of sampling error is ±4 percentage points at the 95% confidence level.

For results based on the total sample of 857 non-Hispanic whites, the maximum margin of sampling error is ±5 percentage points at the 95% confidence level.

For results based on the total sample of 802 non-Hispanic blacks, the maximum margin of sampling error is ±5 percentage points at the 95% confidence level.

For results based on the total sample of 508 Hispanics, the maximum margin of sampling error is ± 7 percentage points at the 95% confidence level.

All reported margins of sampling error include computed design effects for weighting.

Source: http://www.gallup.com/poll/184529/support-increased-immigration.aspx?utm_source=alert&utm_medium=email&utm_content=morelink&utm_campaign=syndication

Gilani's Gallopedia (2007-2015)

A Quantitative Analysis

A quantitative analysis of global polls monitored during the 5 year period January 2007 – January 2015

KEY STATISTICS

- 1- Number of Surveys (*a selection on key political and social issues*): \approx 6,805 polls during the period 2007-2015
- 2- Subjects of Interest (*we have made a list of 125 subjects, further grouped into 9 broad categories, namely: **Governance**, **Globalization** (inclusive of global economic issues) **Global Conflicts** (conflict zones), **Global leaders** (USA and Emerging powers), **Global Environment**, **Family**, **Religion**, and **other miscellaneous***)
- 3- Number of **countries** covered by one or more surveys: \approx 178 during the period 2007-2015
- 4- Number **polling organizations** whose polls have been cited: \approx 358 during the period 2007-2015

