

# Gallopedia

From Gilani Research Foundation

November 2015, Issue # 406\*

Compiled on a weekly basis since January 2007

Gilani's Gallopedia is a weekly Digest of Opinions in a globalized world - one window on global opinion polling compiled by Gilani Research Foundation

## Who are we?

*Gilani's Gallopedia* is a weekly digest of opinions in a globalized world. It provides a one window access to Global Opinion Polls on a weekly basis. It is produced by a team of researchers led by Dr. Ijaz Shafi Gilani, and is a not for profit public service. It is co-edited by Mohammad Zubair and Sara Salam.

Our name reflects the rapid pace at which global polls are brought to the community of pollsters and other interested readers. Gilani's Gallopedia is not related to any polling agency and makes its selection from any publically available poll based on its relevance to our reader's interests. Over the years it has reported polls conducted by over 350 agencies and institutions.

### Contact Details:

**Sara Salam**

Assistant Manager  
Gilani Research Foundation

Email: [sara.salam@gilanifoundation.com](mailto:sara.salam@gilanifoundation.com)



Topic of the week: (Click for details)

## INSIDE THIS ISSUE

THIS WEEK'S REPORT CONSISTS OF **24** NATIONAL & MULTI COUNTRY SURVEYS. **10** POLLING ORGANIZATIONS HAVE BEEN REPRESENTED.

Pg 2	<b>Asia zone</b> this week- <b>03</b> national polls	
Pg 2	<b>Africa zone</b> this week- <b>01</b> national poll	
Pg 3	<b>Euro Americas zone</b> this week- <b>19</b> national polls Cyber World - <b>01</b> poll	
Pg 7	<b>Topic of the week-</b> <b>Most Canadians view Muslim community as a "partner", not a "problem" in the fight against radicalization</b>	

Countries are represented in blue; Polling organizations are represented in pink. For reference to source of each poll clicks to detail are provided in the text



## Asia Zone

► MIDDLE EAST & NORTH AFRICA; WEST ASIA; SOUTH ASIA; NORTH ASIA; EAST ASIA

### ► MENA

406-1 **Finding a job is the biggest challenge facing the UAE's younger generation** (Click for Details)

(UAE) A recent study into UAE perception of employment prospects indicates that finding a job is the biggest challenge facing the younger generation according to 53% of respondents aged 18 – 34. (YouGov Siraj)

November 10, 2015

[3.3 Economy](#) » [Employment Issues](#)



### ► SOUTHEAST ASIA

406-2 **Myanmar: Government's Approval Rating Declined Significantly while NLD is expected to Secure Majority Votes** (Click for Details)

(Myanmar) A survey carried out between 14th and 31st October 2015, found that less than half (43 percent) of the respondents said that the union government is doing a good job. The approval rating dropped significantly from a survey done in February 2014 that recorded the approval rating at 89 percent; representing a huge decline of 46 percentage points. The low approval rating can be observed across all demographic variables.

(Mardeka Center)

November 08, 2015

[1.2 Domestic Politics](#) » [Performance Ratings](#)

[1.3 Domestic Politics](#) » [Governance](#)

406-3 **Philippines: Adult joblessness rises to 23.7%; 11.7% lost their jobs involuntarily, 8.4% resigned** (Click for Details)

(Philippines) The Third Quarter 2015 Social Weather Survey, fielded over September 2-5, 2015, found the adult labor force participation rate at 69.4%, or an estimated 42.4 million adults. This is 4.6 points below the 74.0% (est. 45.2 million adults) labor force participation rate in June 2015. (SWS)

November, 2015

[3.3 Economy](#) » [Employment Issues](#)



## Africa Zone

► WEST AFRICA; EAST AFRICA; CENTRAL AFRICA; SOUTHERN AFRICA

### ► SUB-SAHARAN AFRICA

406-4 **Sierra Leoneans support democratic elections, term limits** [\(Click for Details\)](#)

([Sierra Leone](#)) Sierra Leoneans support democracy and multiparty competition and overwhelmingly favour presidential term limits, the latest Afrobarometer survey reveals. But more than one-third of citizens are dissatisfied with the way democracy is working in Sierra Leone. A little more than a decade since the country returned to democratic rule, large majorities of Sierra Leoneans reject non-democratic systems of government and prefer to choose their political leaders through open elections. ([Afrobarometer](#))

November 11, 2015

[1.1 Domestic Politics » Elections](#)

[1.3 Domestic Politics » Governance](#)

[1.5 Domestic Politics » National Image/ Trust](#)



## Euro Americas Zone

▶ EAST EUROPE, WEST EUROPE; NORTH AMERICA; LATIN AMERICA & AUSTRALASIA

### ▶ EAST EUROPE

406-5 **Russia: Army And Society: Together Or Apart?** [\(Click for Details\)](#)

([Russia](#)) The public opinion on the Russian army has sharply improved since the Perestroika period. Russians think that since the Perestroika period the living conditions of the low rank army personnel have considerably improved. Russian opinion regarding the impact of the army on the young generation also differs from that of the 1990s. ([VCIOM](#))

October 28, 2015

[2.10 Foreign Affairs & Security » Military Issues/ Defence](#)

[4.4 Society » Civil Society](#)

406-6 **Russia: Refugees In Europe: Send Them Back Or Let Them Stay** [\(Click for Details\)](#)

([Russia](#)) Only 14% of Russians believe that the European Union should refuse to take Middle East refugees. ([VCIOM](#))

October 27, 2015

[2.5 Foreign Affairs & Security » Regional Conflicts/ Issues](#)

[4.8 Society » Immigration/Refugees](#)

### ▶ WEST EUROPE

406-7 **The euro area: Flash Eurobarometer 429 (Multi-country)** [\(Click for Details\)](#)

Around six in ten respondents living in the euro area think that the euro is a good thing for their country (61%), an increase on the 2014 figure (+4pp). Seven in ten also think the euro is a good thing for the EU (71%). ([Eurobarometer](#))

November 2015

[3.1 Economy » Perceptions on Performance/ Well-Being](#)

[3.6 Economy » Economic Globalization](#)

[3.9 Economy » Financial systems & Institutions](#)



**406-8 UK: Two thirds of British people have imagined their own funeral** (Click for Details)

(UK) You could say it's the epitome of self-obsession, imagining how loved ones would celebrate your life. Or you could see it as a serious inability to let go of things out of your control. It might even be just an inescapable thought that accompanies the fear of death. Whatever the reason there is now no need to worry that it's weird – having thought about your own funeral is the norm in Britain. 66% of British people admit to having thought about their own funeral, and slightly more women (71%) than men (61%). (YouGov)

November 12, 2015

[4.7 Society » Morality, Values & Customs / Lifestyle](#)**406-9 UK: Ban Russia from Rio 2016 – public** (Click for Details)

(UK) 68% of British people support Russia being banned from the 2016 Rio Olympics – and perceptions of athletics' problem with doping have worsened for the third time. (YouGov)

November 11, 2015

[4.15 Society » Sports](#)**406-10 British workers take more of their holiday days than anyone else in the world (Multi-country survey)** (Click for Details)

(UK) Out of 22 countries worldwide British workers are the most likely to take all of their paid holiday leave – and they get a lot more of it than average. (YouGov)

November 06, 2015

[4.7 Society » Morality, Values & Customs / Lifestyle](#)[4.16 Society » Entertainment](#)**406-11 Visa US has flourished in reputation since separating from Visa Europe** (Click for Details)

(US) Visa Inc, the world's largest payments network, has agreed a deal to buy London based Visa Europe Ltd. for £15.11 billion, reunifying the brands eight years after their separation in October 2007. The move is expected to strengthen Visa's position against its primary competitor MasterCard, a company which already owns its European businesses outright. (YouGov)

November 2015

[3.6 Economy » Economic Globalization](#)[3.9 Economy » Financial systems & Institutions](#)**► NORTH AMERICA****406-12 What Job-Hopping Employees Are Looking For** (Click for Details)

(US) Half of U.S. employees are watching the job market or actively looking for a job, based on findings from a new Gallup Workforce Panel study. This is a major problem for companies, as workers job hopping from one organization to the next can create considerable costs for employers. Job hopping also affects employee engagement in complex ways, which has significant implications for workers and companies. (Gallup USA)

November 13, 2015



[3.3 Economy » Employment Issues](#)406-13 **Unwilling Part Time, Unemployed Alike in Financial Well-Being** [\(Click for Details\)](#)

(US) The financial well-being of part-time U.S. workers who are seeking full-time work is similar to the financial well-being of the unemployed, according to the Gallup-Healthways Well-Being Index. Thus far in 2015, the financial well-being score for this group, what Gallup calls involuntary part-time workers, is 46.3, compared with 44.6 for the unemployed and 60 for full-time workers who work for an employer. And while 23% of unemployed workers are thriving financially, this is true for just 18% of involuntary part-time workers. [\(Gallup USA\)](#)

November 13, 2015

[3.3 Economy » Employment Issues](#)406-14 **Americans Tilt More Negative Toward Affordable Care Act** [\(Click for Details\)](#)

(US) A slight majority of Americans (52%) say they disapprove of 2010 healthcare law known as the Affordable Care Act or "Obamacare." Disapproval of the law, which has generated public opposition from its outset, is up four percentage points since July. Approval of the ACA now stands at 44%, down slightly from 47% this summer. [\(Gallup USA\)](#)

November 13, 2015

[1.2 Domestic Politics » Performance Ratings](#)[1.3 Domestic Politics » Governance](#)[4.11 Society » Health](#)406-15 **Candidates' Solutions to Top U.S. Problems Get Mixed Reviews** [\(Click for Details\)](#)

(US) Americans are divided on whether any of the presidential candidates have come up with good ideas for handling the problem they see as the most important facing the country, with 47% saying "yes" and 45% saying "no." Republicans are most positive in their responses, with 60% saying the candidates have come up with good ideas for addressing the specific problem they name, compared with 42% of independents and Democrats who hold that view. [\(Gallup USA\)](#)

November 13, 2015

[1.2 Domestic Politics » Performance Ratings](#)[1.4 Domestic Politics » Political Parties](#)406-16 **Banks and Pharmacies Rate Best in Customer Service in U.S.** [\(Click for Details\)](#)

(US) Out of seven major types of businesses, Americans rate banks and pharmacies best in a survey designed to assess recent, in-person customer service experiences at these institutions. Clothing/retail stores and fast food restaurants garner the lowest percentages of "excellent" service ratings. [\(Gallup USA\)](#)

November 12, 2015

[3.2 Economy » Consumer Confidence/Protection](#)[3.9 Economy » Financial systems & Institutions](#)[4.11 Society » Health](#)406-17 **In U.S., 53% Oppose Sending Ground Troops to Fight Militants** [\(Click for Details\)](#)

(US) As the U.S. intensifies its airstrikes against Islamic State militants in Syria and Iraq, Americans are more likely to oppose (53%) than support (43%) sending U.S. ground troops to these countries to help groups

there fight the militants. These figures haven't changed significantly since September 2014 after President Barack Obama launched airstrikes against the Islamic State group and other militant groups. ([Gallup USA](#))  
November 12, 2015

[2.10 Foreign Affairs & Security](#) » [Military Issues/ Defence](#)

406-18 **Congress' Job Approval Rating Slips to 11%** ([Click for Details](#))

([US](#)) Americans' current 11% job approval rating of Congress is its worst rating so far this year. It is also barely better than the all-time low of 9% from November 2013, after the last major government shutdown. ([Gallup USA](#))

November 11, 2015

[3.3 Economy](#) » [Employment Issues](#)



406-19 **Trump's Image among Republicans Slips Again Ahead of Debate** ([Click for Details](#))

([US](#)) Donald Trump will be standing at the high-status middle podium at tonight's GOP debate in Milwaukee, but he will do so with an image among Republicans that is almost as low as it has been since we began tracking the candidates in July. ([Gallup USA](#))

November 10, 2015

[1.1 Domestic Politics](#) » [Elections](#)

[1.2 Domestic Politics](#) » [Performance Ratings](#)

[1.5 Domestic Politics](#) » [National Image/ Trust](#)

406-20 **U.S. Economic Confidence Index Remains Stalled** ([Click for Details](#))

([US](#)) Americans' confidence in the U.S. economy remains more negative than positive, with Gallup's Economic Confidence Index at -13 for the week ending Nov. 8. This is within the range of readings between -11 and -17 that Gallup has recorded since July. ([Gallup USA](#))

November 10, 2015

[3.1 Economy](#) » [Perceptions on Performance/ Well-Being](#)

[3.2 Economy](#) » [Consumer Confidence/Protection](#)

406-21 **Getting a Mortgage: Lousy Experience for Customers** ([Click for Details](#))

([US](#)) The process is so full of uncertainty, miscommunication and downright poor service that it's one of the least engaging of all the financial services that banks provide. Only about one in five recent mortgage buyers (22%) are fully engaged with their mortgage provider, Gallup finds, compared with 29% of customers who are fully engaged with their investment firm, 30% with their primary bank and 32% with their home, auto or life insurance provider. ([Gallup USA](#))

November 10, 2015

[3.9 Economy](#) » [Financial systems & Institutions](#)

[3.13 Economy](#) » [Services](#)

406-22 **Majority of Americans say scientists don't have an ideological slant** ([Click for Details](#))

([US](#)) Most Americans say they think of scientists as neither politically liberal nor conservative, according to a Pew Research Center survey. ([Pew Research Center](#))

November 9, 2015

[4.7 Society](#) » [Morality, Values & Customs / Lifestyle](#)



406-23 **Most Canadians view Muslim community as a “partner”, not a “problem” in the fight against radicalization** (Click for Details)

(Canada) The majority of Canadians sees the Muslim community in this country as a partner in the fight against radicalization, but also say Muslim community leaders need to do more to denounce acts of homegrown terror. (Angus Reid)

November 2015

2.4 Foreign Affairs & Security » Terrorism

4.1 Society » Religion

► **CYBER WORLD**

406-24 **Key takeaways on mobile apps and privacy** (Click for Details)

As smartphone adoption continues to climb in the U.S., mobile applications, or apps, are becoming increasingly important tools that offer access to everything from news and social networking sites to online banking and maps. But even free apps can involve potential tradeoffs when it comes to permitting access to personal devices and information. (Pew Research Center)



November 10, 2015

3.12 Economy » IT & Telecom

3.13 Economy » Services

**Topic** of the week:

***Most Canadians view Muslim community as a “partner”, not a “problem” in the fight against radicalization***

► This page is devoted to opinions of countries whose polling activity is generally not known very widely or where a recent topical issue requires special attention.

**Most Canadians view Muslim community as a “partner”, not a “problem” in the fight against radicalization**

November 2015

*However, 73% also say Muslim community leaders aren't speaking out enough against homegrown terrorism*



The majority of Canadians sees the Muslim community in this country as a partner in the fight against radicalization, but also say Muslim community leaders need to do more to denounce acts of homegrown terror.

These are among the findings of a comprehensive survey on radicalization and homegrown terrorism by the Angus Reid Institute (ARI) – in partnership with the Province (part of the

Postmedia Network), the Laurier Institution and the Canadian Race Relations Foundation.



The survey sought to examine this complex and emerging subject from several perspectives, including perception of the threat, methods for prevention, confidence in

Canadian security services, views on punishment, and attitudes towards the Muslim community and its leaders in this country.

**Key Findings:**

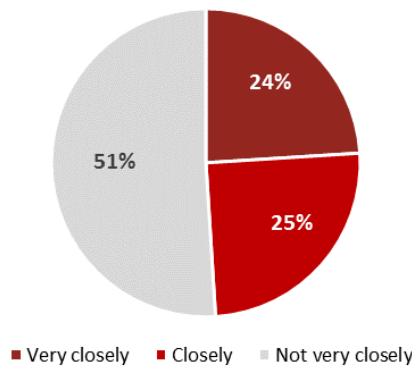
Canadians are engaged and following issues of radicalization and homegrown terrorism in this country closely, but the Angus Reid Institute survey finds a nation, its regions and even its households are divided on how best to address these problems.

**Severity of the Threat:**

The Angus Reid Institute survey shows most Canadians are indeed engaged on the issue of homegrown terrorism. Three-quarters (74%) say they are watching the issue either “very closely” (24%) or “closely” (50%).

Geography may influence familiarity to an extent: the shooting on Parliament Hill in Ottawa appears to have galvanized Ontario respondents most, with one-third (31%) saying they have been following the issue “very closely”.

How closely have you been following the issue of homegrown terrorism?



**Radicalized individuals among us?**

Overall, one-third of Canadians (35%) say they feel there are already radicalized individuals living in their communities. This sentiment is highest in Ontario (41%) and Alberta (38%) where reports of young men in Calgary becoming radicalized and committing violent acts overseas have dominated the headlines. Slightly fewer than three-in-ten (28%) say no radicalized individuals are in their communities, while most (37%) say they aren't sure.

Among those who say “no” or “aren't sure”, a further one-third (32%) say it is likely that people are in the process of becoming radicalized in their communities. Thus, just over half of Canadians surveyed say radicalized people are either living in their communities today or are in the process of becoming radicalized.

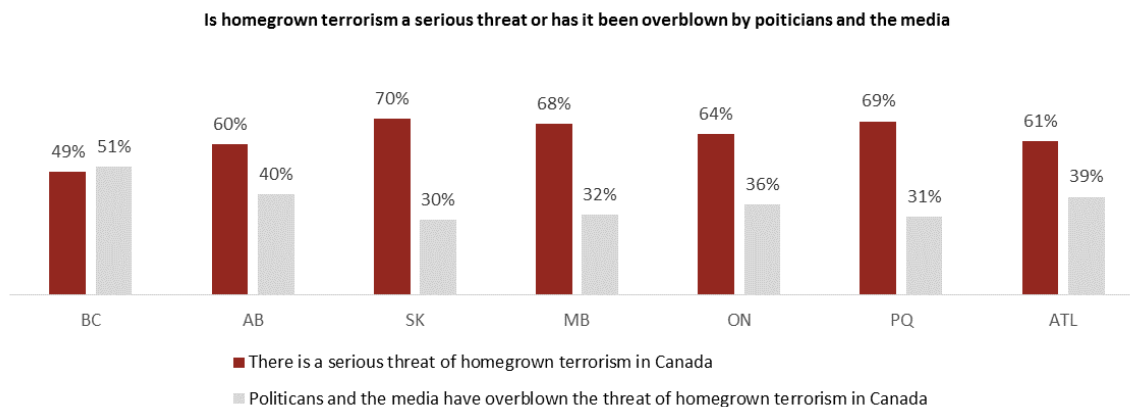


Those who say radicalized individuals are not living amongst them are nearly twice as likely to live in rural areas as big cities, and are more likely to be young. Those who say “no” are also nearly twice as likely to say the threat is overblown compared to those who believe radicalized individuals are already living among them.

**Homegrown terrorism: serious threat or overblown?**

Striking differences are noticeable on the question of whether Canadians feel the threat of homegrown terrorism is real and serious or whether it has been overblown in the media and by politicians. Much of this depends on whether Canadians believe there are already, or likely to be, radicalized individuals living in their communities.

Nationally, nearly two-thirds (62%) say homegrown terrorism is a serious threat, compared to just over one-third (38%) who say it is overblown. Those in Saskatchewan, Manitoba and Quebec are most likely to express this sentiment (70%, 68% and 69% respectively). Respondents in BC and Atlantic Canada are most split on this question.



Contrasts are noticeable, however, among those who say they are radicalized people living in their communities versus those who say there are not. Among those who say radicalized individuals *are* already in their communities, three-quarters (74%) also say homegrown terrorism is a serious threat, and one-quarter (26%) say it’s been overblown. Among those who say *no* radicalized people are living in their midst, the perception of a serious threat falls significantly to 53 per cent, while the perception that homegrown terrorism is overblown by politicians and the media nearly doubles, to 47 per cent.

**Prison and Passports:**

On the issue of how to deal with suspected homegrown terrorists who have either expressed or acted on a desire to leave the country, ARI found the in this country would prefer to ground them. Three-in-five (60%) said such individuals should have their passports taken away from them and be watched by police. This sentiment was strongest in Quebec (71%) and weakest in BC (47%).

Conversely, two-in-five (40%) Canadians said suspected homegrown terrorists should be able to leave the country if they wanted, even if it meant committing acts of terror somewhere else. Support for this view is highest in BC (53%) and lowest in Quebec (29%).

**Confidence in Security Services:**

Confidence in institutions such as the RCMP, CSIS and local police to stop radicalized Canadians from carrying out acts of violence is split, with half of respondents (50%) saying they are either “very confident” (5%) or “confident” (45%). Just over forty per cent say they are “not very confident” (37%) or “not confident at all” (6%).

Notably, these results represent a 10-point increase in confidence since late October, when Angus Reid Institute asked Canadians the same question. At the time, two-in-five respondents (40%) said they were either “confident” (36%) or “very confident” (4%).

A more specific question asked respondents whether the October 22, 2014 attack and fatal shooting of military personnel on and around Parliament Hill in Ottawa by Michael Zehaf-Bibeau was either a terrorist attack or an act of someone with a mental illness.

Canadians were almost evenly divided in their views on this issue. Nearly two-in-five (36%) said the shooting was a terrorist attack. About as many (38%) said it was an act of mental illness. The rest (25%) said they weren't sure.

Again, a look at how respondents answered by region shows differences in opinion. In BC and Atlantic Canada, respondents said the shooting was a result of mental illness, almost two-to-one over terrorism. In Alberta, Saskatchewan and Manitoba, slightly more respondents say it was terrorism. Ontario and Quebec respondents are more evenly divided on this question (see tables at the end of this report).

### **Prevention of Radicalization:**

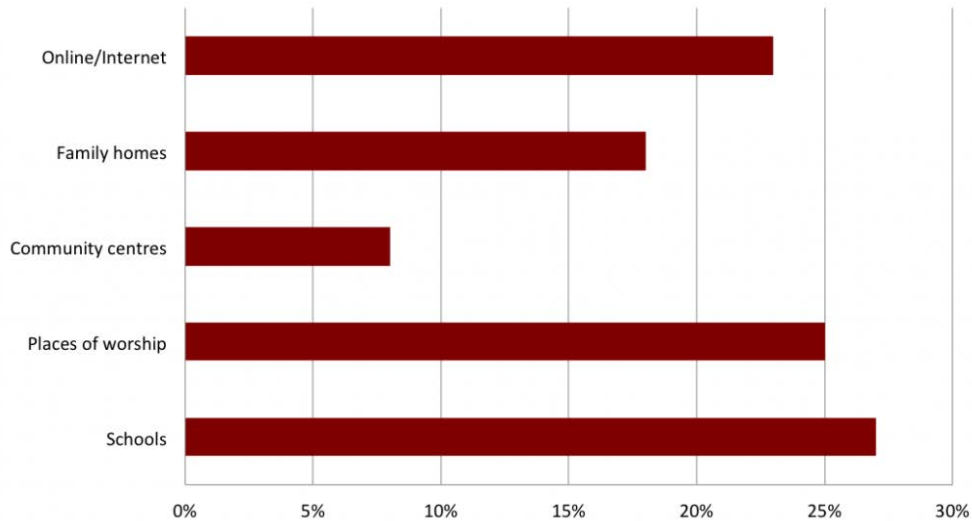
Asked about the best places to prevent and address the radicalization process in which people become driven by violent ideology, Canadians said attention should be focused on:

- Schools (27%)
- Places of worship (25%)
- Online/Internet (23%)
- Family homes (18%)
- Community centres (8%)

Respondents were also gauged on their support or opposition towards possible measures aimed at addressing the radicalization process and preventing violent acts.

One hypothetical measure commanded the most support: a federally-funded program aimed at specifically training mental health workers to identify signs of radicalization. This garnered the backing of 87 per cent of respondents nationally, with no significant difference in regional or demographic response.

### Thinking about prevention, where is the best place to address the radicalization of Canadians?



Other measures that garnered majority support included:

- Blocking access to Internet sites that promote ISIS or any other terrorist organization (83%)
- Deportation (82%)
- Indefinite imprisonment (68%)

There was one hypothetical measure on which support was much more tepid and on which Canadians were evenly divided. This was the suggestion of a federally funded grant program for mosques in Canada that wished to spend money on preventing radicalization. Half of respondents (49%) said they supported such a measure. The other half (51%) said they opposed it.

As to where the federal government should be putting more priority to address radicalization, just over half (54%) of Canadians told the Angus Reid Institute the emphasis should be on initiatives to prevent radicalization, and one-third (34%) said government should focus on sterner measures to punish those who become driven by violent ideologies.

Those who felt government should place priority on punishment were older: 43 per cent were aged 55+, compared to 29 per cent aged 18-to-34. They also were more likely to be from Saskatchewan or Manitoba.

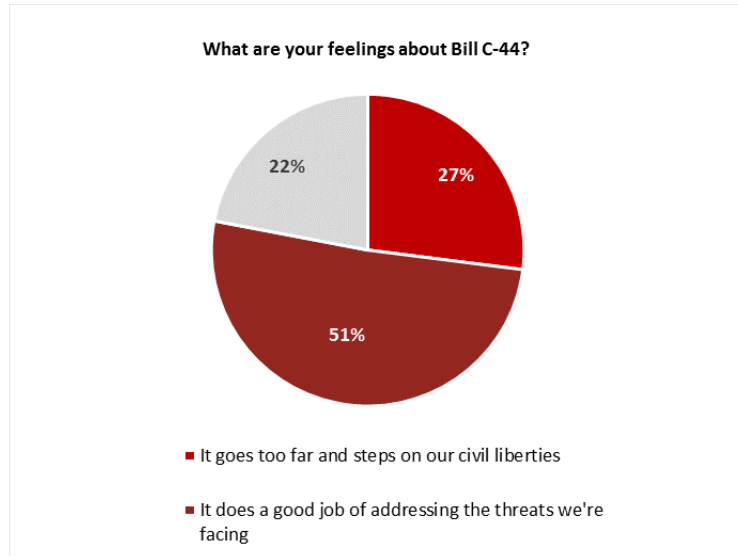
### **Crime, Security and Punishment:**

#### **Legislation:**

On October 27, 2014, the federal government introduced proposed legislation, Bill C-44, that would give the Canadian Security Intelligence Service (CSIS) increased powers to watch Canadians, the authority to operate outside Canada, and to share information about Canadians with other countries. It also gives more protection to confidential sources.

Although the introduction of this legislation didn't come as a direct response to the shootings on Parliament Hill five days earlier, it did nonetheless capture the attention of Canadians and change the tone of debate in House of Commons.

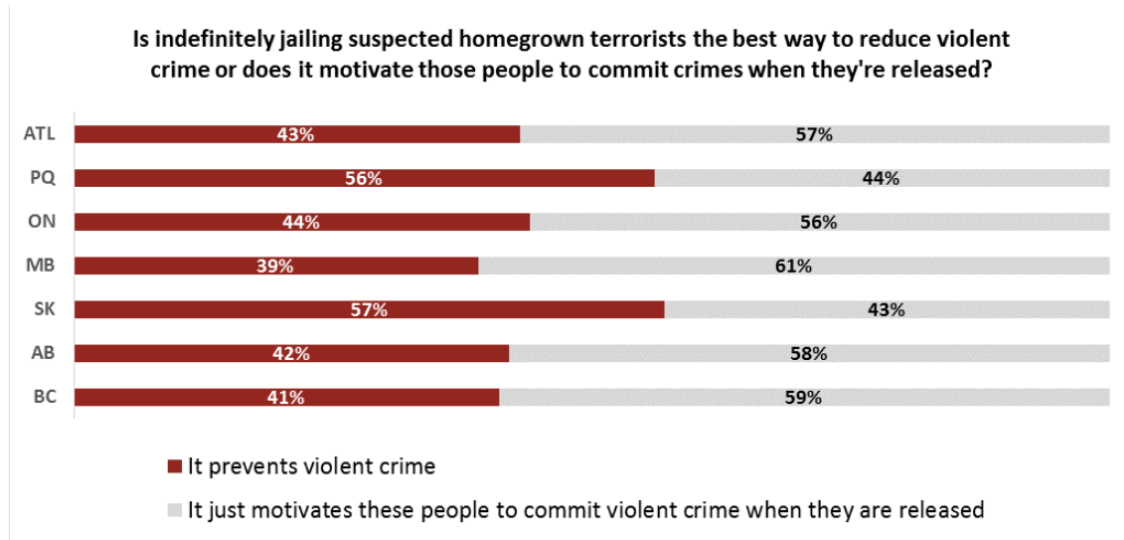
In terms of public opinion surrounding the proposed legislation, ARI asked and found that half (51%) of Canadians overall felt Bill C-44 does a "good job" of addressing security threats. Just over one-quarter (27%) felt the legislation goes "too far" and steps on civil liberties; just under one-quarter (22%) said Bill C-44 doesn't "go far enough" to protect Canadians.



Again, a deeper look into demographic and regional responses provides a more complete story. Canadians aged 18-34 are twice as likely as those aged 55+ to raise civil liberties issues vis-à-vis Bill C-44. Those aged 55+ say the legislation is too anemic by a ratio of three-to-one over younger Canadians.

Regionally, two-in-five (39%) British Columbia respondents say the proposed law goes too far. This is twice as many who answer this way as those in Saskatchewan (20%) and Quebec (19%). Most respondents who say the legislation doesn't go far enough are found in Saskatchewan (27%). By contrast, only about half as many who say the same thing are found in Atlantic Canada (15%).

Another discussion point on the issue of how best to deal with suspected homegrown terrorists focuses on indefinite imprisonment. On this question, slightly more than half (54%) of respondents say jailing them for an unfixed amount of time only motivates suspected homegrown terrorists to commit violent crimes when they are eventually released. Slightly fewer than half (46%) say indefinite imprisonment does prevent violent crime.



**Causes of Radicalization:**

ARI asked Canadians what they thought caused people to become radicalized. They were asked to choose from a number of possible causes. Respondents picked three causes most often:

- Religion/culture (47%)
- Mental illness (37%)
- Feelings of marginalization (34%)

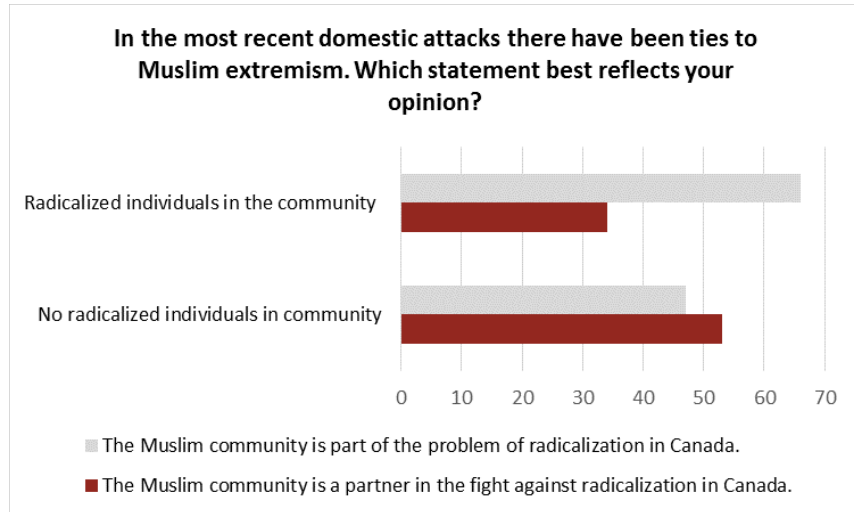
It is notable that gender divides perception of their top two choices. Where Canadian women were almost evenly split between religion/culture (43%) and mental illness (40%), men were much more adamant that religion/culture (51%) was a bigger cause than the state of one’s mental health (33%).

Other causes included “internet recruitment”, “old country beliefs” and “economics/financial problems” (See tables at the end of this report).

**Views about Canada’s Muslim community:**

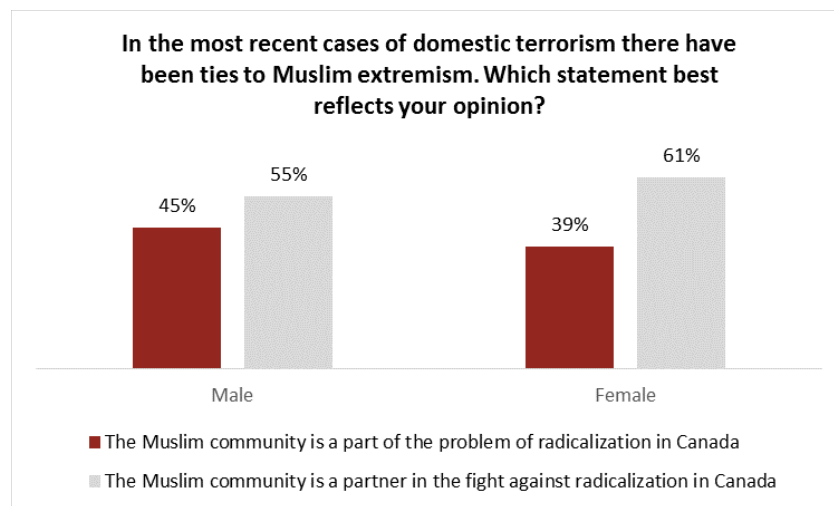
Revelations by police that suspects in the Parliament Hill shooting and the hit-and-run attack on military personnel the same week in Quebec were motivated by violent political ideology related to Islam once again bring to the public discourse Canadian views towards the Muslim community and its leadership.

To that end, ARI asked respondents how they viewed the Muslim community and its leadership in light of these acts. The majority (58%) of Canadians say the community is a “partner in the fight against radicalization”. A sizeable minority (42%), see the Muslim community as “part of the problem of radicalization.”

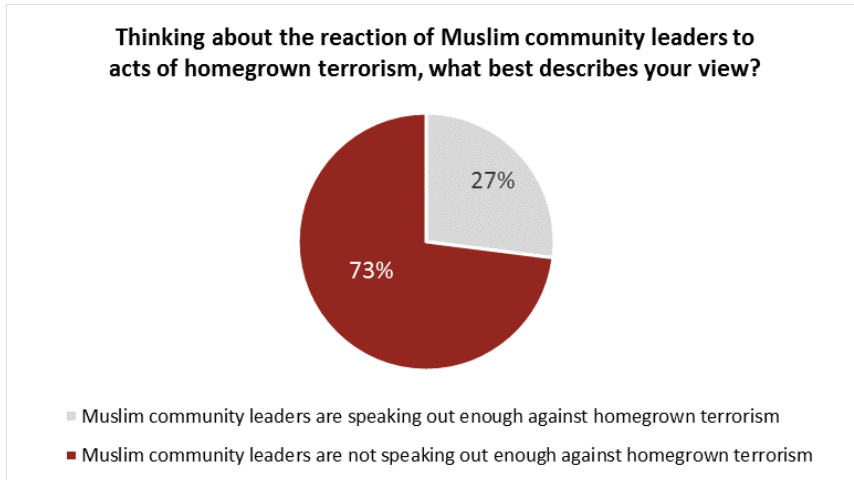


When results are analyzed based on whether respondents believe radicalized individuals are currently living in their communities, the minority turns into a slim majority.

For those who believe such people are living among them, just over half (53%) see the Muslim community as part of the problem. For those who say radicalized individuals are not living in their communities, the majority (66%) see the Muslim community as a partner in the collective fight.



The national majority view that the Muslim community are partners in fighting radicalization does not however, mitigate another widespread view: that Muslim community leaders have been too quiet in denouncing violent ideology and acts of violence. Nationally, three-quarters (73%) of respondents say “Muslim community leaders are not speaking out enough” against homegrown terrorism. This view is strongest in Saskatchewan (76%) and Atlantic Canada (78%) and weakest in Alberta (67%) and BC (66%).

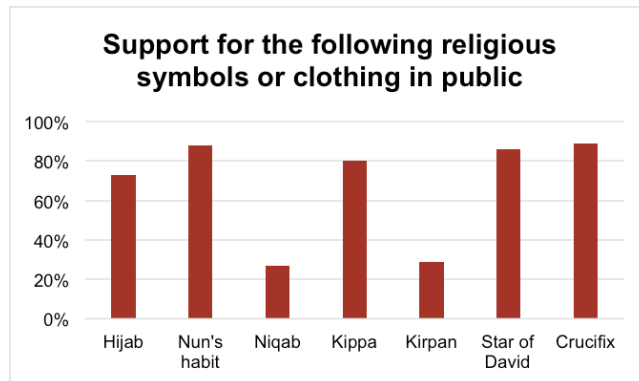


**Issues of tolerance:**

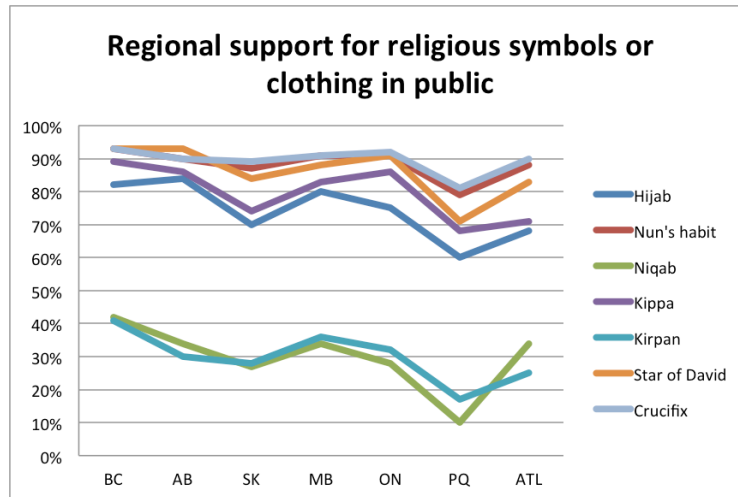
When asked if respondents supported or opposed people wearing various religious symbols or clothing in public, those surveyed generally approved, however, a few distinctly stood out.

In contrast to the majority of Canadians who support woman wearing the Hijab and a Nun's Habit – 73 per cent and 88 per cent respectively – seven out of ten (73%) oppose Muslim woman wearing a Niqab in public – a veil that covers the face, showing only the eyes –. The generations are divided on the subject with 42 percent of 18 to 34 year olds supporting the Niqab while eight in ten (85%) aged 55 and older, oppose its use.

The Kippa, Star of David and Crucifix received wide spread approval (80%, 86% and 89% respectively), whereas the Kirpan – a ceremonial dagger carried by Sikhs – was deemed unfit to wear in public by 71 per cent of respondents.



Regionally, however, support and opposition became more polarized. British Columbians showed the most wide spread support, while many in Quebec deemed the religious symbols and garments unacceptable for public display (see table at the end of this report).



Source: <http://angusreid.org/homegrown-terrorism-radicalization-canada-overblown-serious-threat/>



# Gilani's Gallopedia (2007-2015)

## A Quantitative Analysis

A quantitative analysis of global polls monitored during the 8 year period January 2007 – January 2014

### KEY STATISTICS

- 1- Number of Surveys (*a selection on key political and social issues*):  $\approx$  6,805 polls during the period 2007-2014
- 2- Subjects of Interest (*we have made a list of 125 subjects, further grouped into 9 broad categories, namely: **Governance**, **Globalization** (inclusive of global economic issues) **Global Conflicts** (conflict zones), **Global leaders** (USA and Emerging powers), **Global Environment**, **Family**, **Religion**, and **other miscellaneous***)
- 3- Number of **countries** covered by one or more surveys:  $\approx$  178 during the period 2007-2014
- 4- Number **polling organizations** whose polls have been cited:  $\approx$  358 during the period 2007-2014

