

Gallopedia

From Gilani Research Foundation

February 2016, Issue # 420*

Compiled on a weekly basis since January 2007

Gilani's Gallopedia is a weekly Digest of Opinions in a globalized world - one window on global opinion polling compiled by Gilani Research Foundation

Who are we?

Gilani's Gallopedia is a weekly digest of opinions in a globalized world. It provides a one window access to Global Opinion Polls on a weekly basis. It is produced by a team of researchers led by Dr. Ijaz Shafi Gilani, and is a not for profit public service. It is co-edited by Mohammad Zubair and Sara Salam.

Our name reflects the rapid pace at which global polls are brought to the community of pollsters and other interested readers. Gilani's Gallopedia is not related to any polling agency and makes its selection from any publically available poll based on its relevance to our reader's interests. Over the years it has reported polls conducted by over 350 agencies and institutions.

Contact Details:

Sara Salam

Assistant Manager
Gilani Research Foundation
Email: sara.salam@gilanifoundation.com



[Topic of the week: \(Click for details\)](#)

INSIDE THIS ISSUE

THIS WEEK'S REPORT CONSISTS OF **25**
NATIONAL & MULTI COUNTRY SURVEYS. **10**
POLLING ORGANIZATIONS HAVE BEEN
REPRESENTED.

Pg 2	Asia zone this week- 04 national polls	
Pg 2	Africa zone this week- 01 national poll	
Pg 3	Euro Americas zone this week- 18 national polls 02 Multi-country polls	
Pg 7	TOPIC OF THE WEEK: Global Opinion varies widely on use of torture against suspected terrorists	

Countries are represented in blue; Polling organizations are represented in pink. For reference to source of each poll clicks to detail are provided in the text



Asia Zone

► MIDDLE EAST & NORTH AFRICA; WEST ASIA; SOUTH ASIA; NORTH ASIA; EAST ASIA

► MENA

420-1 [New Beauty Care Study in the MENA Region](#) (Click for details)

Beauty Care is one of the fastest developing markets around the world and representing about 500 Billion US \$ in sales in 2016 (based on IBD reports). Much of the growth is occurring in the emerging markets. (MENA WINGIA)

February 18, 2016

3.8 Economy » Enterprise/ Investments/ Business

4.7 Society » Morality, Values & Customs / Lifestyle



► SOUTHEAST ASIA

420-2 [Philippines: Freedom of speech: Net agree that "I can say anything I want, openly and without fear, even if it is against the administration" a Strong +34](#) (Click for details)

(Philippines) The Fourth Quarter 2015 Social Weather Survey, fielded over December 5-8, 2015, found that 58% of Filipino adults agreed and 24% disagreed with the statement, "I can say anything I want, openly and without fear, even if it is against the administration," for a strong net agreement of +34 (% agree minus % disagree). The balance of 18% was undecided about the matter. (SWS)

February 19, 2016

1.3 Domestic Politics » Governance

1.5 Domestic Politics » National Image/ Trust

420-3 [Philippines: Binay, Poe and Duterte lead over Roxas in Presidential race;](#) (Click for details)

(Philippines) The latest national scores in the Presidential race are: Jojo Binay 29%, Grace Poe 24%, Rody Duterte 24%, Mar "Daang Matuwid" Roxas 18%, Miriam Defensor Santiago 4%, Roy Señeres 0%, Dante Valencia 0%, and undecided/others 2%, according to the Business World-SWS Pre-Election Survey of February 5-7, 2016. (SWS)

February 17, 2016

1.1 Domestic Politics » Elections

1.2 Domestic Politics » Performance Ratings

► NORTHEAST ASIA

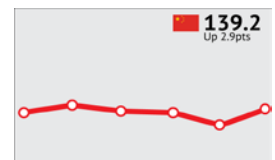
420-4 [ANZ-Roy Morgan Chinese Consumer Confidence surprisingly rebounded in February - up 2.9pts to 139.2](#) (Click for details)

(China) ANZ-Roy Morgan China Consumer Confidence Index surprisingly rebounded to 139.2 in February, up from 136.3 in January. (Roy Morgan)

February 17, 2016

3.1 Economy » Perceptions on Performance/ Well-Being

3.2 Economy » Consumer Confidence/Protection





Africa Zone

▶ WEST AFRICA; EAST AFRICA; CENTRAL AFRICA;
SOUTHERN AFRICA

▶ SUB-SAHARAN AFRICA

420-5 [Disparities in Cellphone Ownership Pose Challenges in Africa](#) (Click for details)

Mobile phone ownership varies greatly across sub-Saharan Africa, from fairly ubiquitous ownership in Nigeria (87%) and Botswana (85%) to relatively scarce ownership in Madagascar (21%). These disparities underscore the digital divide that still exists in Africa -- despite the recent explosion of technology -- and show where this divide is likely a substantial barrier to future development. (Gallup USA)

February 17, 2016

3.5 Economy » Poverty
3.12 Economy » IT & Telecom



Euro Americas Zone

▶ EAST EUROPE, WEST EUROPE; NORTH AMERICA; LATIN AMERICA
& AUSTRALASIA

▶ EAST EUROPE

420-6 [The More Things Change, The More They Stay The Same](#) (Click for details)

(Russia) A quarter-century since the collapse of the USSR, we gained neither stability nor trust in each other. We still rely on themselves, strong personality and severe discipline rather than laws and society. (VCIOM)

February 5, 2016

2.5 Foreign Affairs & Security » Regional Conflicts/ Issues

420-7 [Russia: Survey On Surveys](#) (Click for details)

(Russia) Politically charged criticism over public opinion surveys was not productive; Russians tend to trust in the social research data rather than their reviewers. (VCIOM)

February 04, 2016

1.2 Domestic Politics » Performance Ratings
1.5 Domestic Politics » National Image/ Trust

420-8 [Donbass: Neither War, Nor Peace, But Humanitarian Convoys](#) (Click for details)

(Russia) Russians believe that Donbass should be supported, but the Russian government should not spend too much money on that. (VCIOM)

February 09, 2016

1.3 Domestic Politics » Governance
2.10 Foreign Affairs & Security » Military Issues/ Defence



► WEST EUROPE

420-9 [UK: Little change in public's views towards Europe in last month – public still expects 'remain' to win](#) (Click for details)

(UK) As David Cameron ramps up his efforts this week to secure a new deal for Britain in the EU Ipsos MORI's latest Political Monitor reveals little change from January amongst the public when it comes to how they will vote in the referendum on EU membership. (Ipsos Mori)

February 17, 2016

[2.8 Foreign Affairs & Security » International / Regional Organizations](#)

420-10 [Most Scots think that future generations will struggle to buy or rent a home](#)

(Click for details)

(Scotland) In an Ipsos MORI poll carried out for the housing and homelessness charity Shelter Scotland, the vast majority of Scots think that the children of today will find it harder to buy or rent a home than the generation before them. (Ipsos Mori)

February 17, 2016

[3.1 Economy » Perceptions on Performance/ Well-Being](#)

[3.4 Economy » Inflation](#)



420-11 [Satisfaction with George Osborne as Chancellor dips, but is seen as more capable than his Labour rival](#) (Click for details)

(UK) With just one month to go until the Government's next budget announcement Ipsos MORI reveals for the first time since 2013 more of the public are dissatisfied than satisfied with the way George Osborne is doing his job as Chancellor of the Exchequer. The new poll finds that two in five (40%) are satisfied with Mr Osborne (down 4 points from July) compared to 46% who are dissatisfied (up 2 points) leaving the Chancellor with a net satisfaction score of -6 (down 6 points). (Ipsos Mori)

February 18, 2016

[1.2 Domestic Politics » Performance Ratings](#)

[1.3 Domestic Politics » Governance](#)

► NORTH AMERICA

420-12 [Four in Five Americans View Syria Unfavorably](#) (Click for details)

(USA) Syria's negative image in the U.S. increased over the past year to the point that four in five Americans now say they have an unfavorable view of the country, up from 74% a year ago. Syria now has the second-worst image of 21 countries rated in a new Gallup poll, with only North Korea rated worse. (Gallup USA)

February 19, 2016

[2.6 Foreign Affairs & Security » US image](#)

[2.7 Foreign Affairs & Security » Muslim World](#)

420-13 [Americans See Russia Less Negatively, as Less of a Threat](#) (Click for details)

(USA) After reaching a new low in 2015, Americans' impressions of Russia have recovered somewhat this year, with 30% viewing the country favorably versus 24% in 2015. The majority of Americans continue to view the nation unfavorably, and their favorability rating is still half as high as it was a decade ago. (Gallup USA)

February 18, 2016

[2.11 Foreign Affairs and Security >> Bi/Tri-lateral Relations](#)



420-14 [Former Student-Athletes Are Winners in Well-Being](#) (Click for details)

(USA) Many former NCAA student-athletes go on to lead fulfilling lives after their college playing days are over. In fact, a recent national Gallup-Purdue Index study of college graduates shows former student-athletes are even more likely to do so than non-student-athletes. Former student-athletes are more likely to be thriving -- or strong and consistent -- than non-student-athletes in four out of five areas of well-being that Gallup measures. (Gallup USA)

February 17, 2016

[3.1 Economy](#) » [Perceptions on Performance/ Well-Being](#)

[4.10 Society](#) » [Education](#)

[4.15 Society](#) » [Sports](#)

420-15 [After Nuclear Deal, U.S. Views of Iran Remain Dismal](#) (Click for details)

(USA) Iran's long-standing negative image in the U.S. remains unchanged, even as the deal designed to limit Iran's nuclear program has come into effect. Fourteen percent of Americans say they have a favorable view of Iran, essentially unchanged from a 2015 poll conducted before the nuclear deal was finalized but just a hair above the 11% average favorable rating the country has received over Gallup's 27-year trend. (Gallup USA)

February 17, 2016

[2.7 Foreign Affairs & Security](#) » [Muslim World](#)

[2.10 Foreign Affairs & Security](#) » [Military Issues/ Defence](#)

420-16 [Majority of Americans View Cuba Favorably for First Time](#) (Click for details)

(USA) A majority of the American public, which for decades has viewed Cuba in a decidedly negative light, sees the country favorably for the first time in Gallup polling history. Fifty-four percent now view Cuba positively -- an increase of eight percentage points from last year, 16 points from two years ago and 33 points since 2006. (Gallup USA)

February 15, 2016

[2.6 Foreign Affairs & Security](#) » [US image](#)

[2.11 Foreign Affairs and Security](#) >> [Bi/Tri-lateral Relations](#)

420-17 [Americans Less Likely to See U.S. as No. 1 Militarily](#) (Click for details)

(USA) Americans are evenly split when asked if the U.S. is No. 1 in the world militarily, with 49% saying "yes" and 49% saying "no." The current percentage who views the U.S. as No. 1 is, by a small margin, the lowest Gallup has recorded in its 23-year trend. It also marks a significant downturn from last February, when 59% said the U.S. was the world's top military power. (Gallup USA)

February 15, 2016

[1.5 Domestic Politics](#) » [National Image/ Trust](#)

[2.10 Foreign Affairs & Security](#) » [Military Issues/ Defence](#)

420-18 [U.S. Economic Confidence Index Steady at -13](#) (Click for details)

Americans' confidence in the U.S. economy, as measured by Gallup's U.S. Economic Confidence Index, (USA) averaged -13 for the week ending Feb. 14. This is the same score as the week before and remains similar to weekly scores since September, apart from a short-lived uptick to -7 in January after President Barack Obama touted U.S. economic progress in the State of the Union address. (Gallup USA)

February 16, 2016

[3.1 Economy](#) » [Perceptions on Performance/ Well-Being](#)

3.2 Economy » Consumer Confidence/Protection

420-19 [Illinois Residents Least Confident in Their State Government](#) (Click for details)

(USA) One in four Illinois residents are confident in their state government, the lowest among the 50 states by a significant margin. Rhode Island (33%) and Connecticut (39%) join Illinois as states with less than 40% government confidence. North Dakota residents are the most trusting; 81% say they are confident in their state government. (Gallup USA)

February 17, 2016

1.2 Domestic Politics » Performance Ratings

1.3 Domestic Politics » Governance

420-20 [Smaller Share of Women Ages 65 and Older Are Living Alone](#) (Click for details)

(USA) After rising steadily for nearly a century, the share of older Americans who live alone has fallen since 1990, largely because women ages 65 to 84 are increasingly likely to live with their spouse or their children. The likelihood of living alone has grown since 1990 for older men and for women ages 85 and up. (Pew Research Center)

February 2016

4.2 Society » Family

4.5 Society » Gender Issues

4.7 Society » Morality, Values & Customs / Lifestyle

420-21 [Canadians divided on legacy of Syrian refugee resettlement plan](#) (Click for details)

(Canada) As the government's self-imposed March 1 deadline for resettling 25,000 Syrian refugees approaches, a new poll by the Angus Reid Institute finds Canadians still deeply divided about the plan, and its eventual legacy. (Angus Reid)

February 19, 2016

4.8 Society » Immigration/Refugees

► LATIN AMERICA

420-22 [A snapshot of Catholics in Mexico, Pope Francis' next stop](#) (Click for details)

(Mexico) When Pope Francis, the first Latin American pontiff, arrives in Mexico this week, he will be visiting a country that is home to not only the largest Spanish-speaking population in the world, but one of the biggest Catholic populations, too. Indeed, Mexico has the globe's second-largest number of Catholics, and a larger majority of Mexicans have remained tied to their Catholic faith compared with people in many other Latin American countries. (Pew Research Center)

February 10, 2016

4.1 Society » Religion

► AUSTRALASIA

420-23 [National builds winning lead over Labour/Greens opposition in New Zealand following TPP signing ceremony in Auckland early in February](#) (Click for details)

(New Zealand) During February support for Nationals was up 1.5% to 48.5% well ahead of a potential Labour/Greens alliance 41.5% (unchanged) in the second Roy Morgan New Zealand Poll for 2016. If a New

Zealand Election were held now the latest NZ Roy Morgan Poll shows National would be re-elected comfortably. (Roy Morgan)

February 19, 2016

[1.1 Domestic Politics » Elections](#)

[1.2 Domestic Politics » Performance Ratings](#)

► MULTI-COUNTRY STUDY

420-24 [Global opinion varies widely on use of torture against suspected terrorists](#) (Click for details)

Around the world, public opinion is divided about whether government-sponsored torture can ever be justified as part of efforts to prevent terrorist attacks, according to a spring 2015 Pew Research Center survey of 38 nations. A median of 45% across the countries polled said they did not believe use of torture by their governments against suspected terrorists to try to gain information about possible attacks in their country could be justified. A median of 40% thought the use of torture could be justified in such cases. (Pew Research Center)

February 09, 2016

[2.4 Foreign Affairs & Security » Terrorism/Extremism](#)

420-25 [Smart home appeal in Asia: China leads over South Korea and Japan](#) (Click for details)

Recent GfK research shows that the majority of consumers in China believe smart home technology will make an impact on their lives in the near future – coming almost equal with mobile payment and well ahead of wearable technology. But in Japan, only one in five think smart home tech will impact them, and mobile payment wins notably higher votes - and in South Korea opinion is divided at around half. (GfK)



February 15, 2016

[3.11 Economy » Science & Technology](#)

[3.13 Economy » Services](#)

[4.7 Society » Morality, Values & Customs / Lifestyle](#)

Topic of the week:

Global opinion varies widely on use of torture against suspected terrorists

► This page is devoted to opinions of countries whose polling activity is generally not known very widely or where a recent topical issue requires special attention.

Global opinion varies widely on use of torture against suspected terrorists

February 09, 2016

Around the world, public opinion is divided about whether government-sponsored torture can ever be justified as part of efforts to prevent terrorist attacks, according to a spring 2015 [Pew Research Center survey of 38 nations](#). A median of 45% across the countries polled said they did not believe use of torture by their governments against



suspected terrorists to try to gain information about possible attacks in their country could be justified. A median of 40% thought the use of torture could be justified in such cases.

Looking at public opinion across major regions, the view that torture may be justified is most common in sub-Saharan Africa, where a median of 55% hold this view; it is least common in Latin America (a median of 25%).

U.S. more likely to say torture can be justified

Use of torture by our government could be justified against people suspected of terrorism to try to gain information about possible attacks in our country



Note: Not asked in China or Ethiopia. Russia and Ukraine not included in Europe median.

Source: Spring 2015 Global Attitudes survey.

PEW RESEARCH CENTER

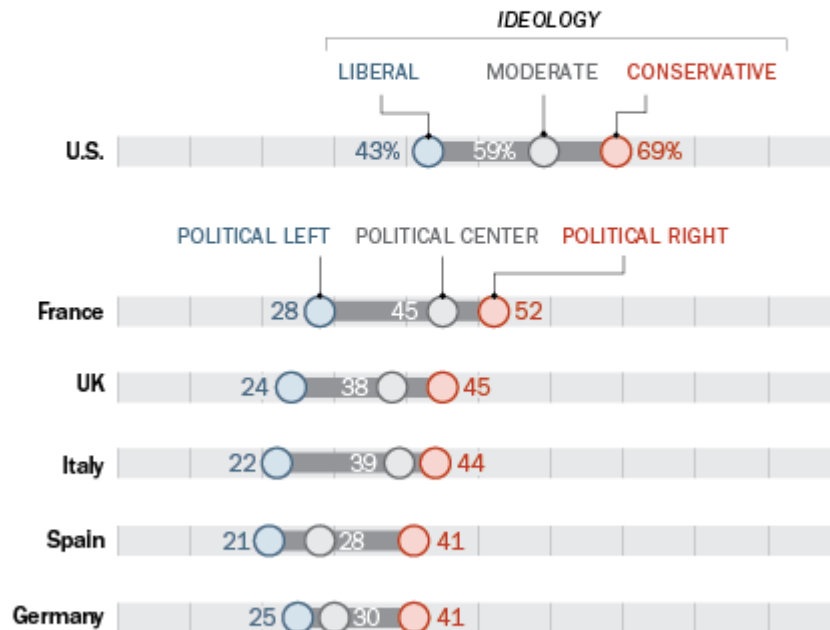
The U.S. public is among the most likely to consider torture justifiable: 58% say this, while only 37% disagree. There are only five nations in the survey where larger shares of the public believe torture against suspected terrorists can be justified: Uganda (78%), Lebanon (72%), Israel (62%), Kenya (62%) and Nigeria (61%).

American public opinion breaks sharply along partisan and ideological lines on this issue. Nearly three-in-four Republicans (73%) think torture can be justified against people suspected of terrorism, compared with just

58% of independents and 46% of Democrats. Similarly, 69% of conservatives say it can be justified, while 59% of moderates and 43% of liberals agree.

In Europe, U.S., ideological split on potential government use of torture against suspected terrorists

Use of torture by our government could be justified against people suspected of terrorism to try to gain information about possible attacks in our country



Source: Spring 2015 Global Attitudes survey.

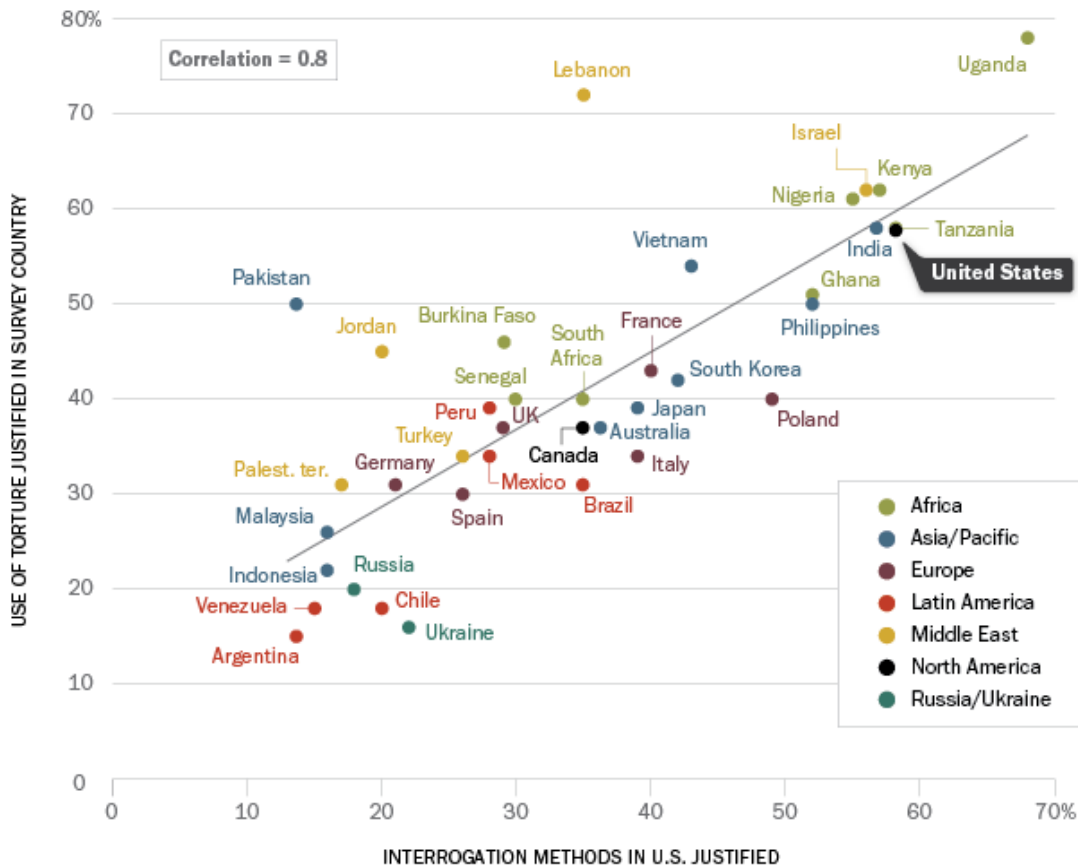
PEW RESEARCH CENTER

Ideological divisions on this issue are not unique to the U.S. In all five Western European nations surveyed, people on the political right are more likely than those on the left to believe their government could be justified in using torture.

People's views about their own country's potential use of torture are strongly correlated with their views about the U.S. government's post-9/11 interrogation practices.

Countries with larger percentages of people who say their own governments would be justified in torturing terrorist suspects also tend to have larger percentages of people saying the use of torture by the U.S. government was justified after the 9/11 attacks.

Views about torture by U.S. government track with opinions about potential use of torture by own government



Note: The wording for the questions used above is: "In the period following the September 11th, 2001 terrorist attacks in the U.S., the U.S. government used interrogation methods that many consider to be torture on people suspected of terrorism. In your opinion, were these interrogation methods justified, or not justified?"

"If the (survey country) government used torture against people suspected of terrorism to try to gain information about possible attacks in our country, do you think this could be justified or could not be justified?"

Source: Spring 2015 Global Attitudes survey.

PEW RESEARCH CENTER

Source: http://www.pewresearch.org/fact-tank/2016/02/09/global-opinion-use-of-torture/?utm_source=Pew+Research+Center&utm_campaign=bf67b63fda-Weekly_Feb_11_20162_11_2016&utm_medium=email&utm_term=0_3e953b9b70-bf67b63fda-399609121

Gilani's Gallopedia (2007-2015)

A Quantitative Analysis

A quantitative analysis of global polls monitored during the 8 year period January 2007 – January 2014

KEY STATISTICS

- 1- Number of Surveys (*a selection on key political and social issues*): \approx 6,805 polls during the period 2007-2014
- 2- Subjects of Interest (*we have made a list of 125 subjects, further grouped into 9 broad categories, namely: **Governance**, **Globalization** (inclusive of global economic issues) **Global Conflicts** (conflict zones), **Global leaders** (USA and Emerging powers), **Global Environment**, **Family**, **Religion**, and **other miscellaneous***)
- 3- Number of **countries** covered by one or more surveys: \approx 178 during the period 2007-2014
- 4- Number **polling organizations** whose polls have been cited: \approx 358 during the period 2007-2014

