

Gallopedia

From Gilani Research Foundation

April 2016, Issue # 428*

Compiled on a weekly basis since January 2007

Gilani's Gallopedia is a weekly Digest of Opinions in a globalized world - one window on global opinion polling compiled by Gilani Research Foundation

Who are we?

Gilani's Gallopedia is a weekly digest of opinions in a globalized world. It provides a one window access to Global Opinion Polls on a weekly basis. It is produced by a team of researchers led by Dr. Ijaz Shafi Gilani, and is a not for profit public service. It is co-edited by Mohammad Zubair and Sara Salam.

Our name reflects the rapid pace at which global polls are brought to the community of pollsters and other interested readers. Gilani's Gallopedia is not related to any polling agency and makes its selection from any publically available poll based on its relevance to our reader's interests. Over the years it has reported polls conducted by over 350 agencies and institutions.

Contact Details:

Sara Salam

Assistant Manager
Gilani Research Foundation
Email: sara.salam@gilanifoundation.com



[Topic of the week: \(Click for details\)](#)

INSIDE THIS ISSUE

THIS WEEK'S REPORT CONSISTS OF **23**
NATIONAL & MULTI COUNTRY SURVEYS. **11**
POLLING ORGANIZATIONS HAVE BEEN
REPRESENTED.

Pg 2

Asia zone

this week- **05** national polls



Pg 3

Euro Americas zone

this week- **17** national polls
01 Multi-country poll



Pg 7

TOPIC OF THE WEEK: Donald Trump top pick for US President...in Russia



Countries are represented in blue; Polling organizations are represented in pink. For reference to source of each poll clicks to detail are provided in the text



Asia Zone

► MIDDLE EAST & NORTH AFRICA; WEST ASIA; SOUTH ASIA; NORTH ASIA; EAST ASIA

► MENA

428-1 [Palestine: Youth Survey: Political Activism and Awareness](#) (Click for details)

(Palestine) The results show a gloomy view of current trends and future prospects, especially in Gaza; moderate to limited knowledge of Palestinian history; but significant knowledge of global and pop culture. While most youth appear to be losing confidence in current political processes and express mixed enthusiasm with respect to volunteerism and social activism.

(AWRAD)

April 12, 2016

1.5 Domestic Politics » National Image/ Trust

4.7 Society » Morality, Values & Customs / Lifestyle



► WEST ASIA

428-2 [47% Pakistani women make important financial decisions in consultation with their husbands](#) (Click for details)

(Pakistan) According to a survey conducted by Gallup Pakistan, 47% Pakistani women claim to make important financial decisions in consultation with their husbands while only 23% Pakistani men make important financial decisions in consultation with their wives. These results are part of the nationwide Access to Finance Survey conducted by the State Bank of Pakistan in 2015 with the intent of determining the degree of financial inclusivity of the Pakistani public. (Gallup Pak)

April 12, 2016

3.9 Economy » Financial systems & Institutions

4.2 Society » Family

4.5 Society » Gender Issues

► SOUTHEAST ASIA

428-3 [Roy Morgan Indonesian Consumer Confidence jumps to 150.6 in March; Highest since August 2015](#) (Click for details)

(Indonesia) Roy Morgan Indonesian Consumer Confidence for March jumped to 150.6 (up 3.5pts). However, Consumer Confidence is now 3.5pts lower than it was a year ago in March 2015 (154.1) although it is still nearly 20pts above the long-run average (2005-2016) of 131.9. The main reason for this month's rise in confidence was more Indonesians saying 'now is a good time to buy major household items'. (Roy Morgan)

April 19, 2016

3.1 Economy » Perceptions on Performance/ Well-Being

3.2 Economy » Consumer Confidence/Protection



428-4 [Philippines: Poe 34%, Duterte 33%, Roxas 16%, Binay 15%, and Santiago 1% in latest Presidential race](#) (Click for details)

Disclaimer: Gilani's Gallopedia is a not for profit activity and every effort has been made to give attribution to respective polling organizations. All material presented here is available elsewhere as public information. Readers may please visit the original source for further details. Gilani Research foundation does not bear any responsibility for accuracy of data or the methods and does not claim any proprietary rights benefits or responsibilities thereof.

*Archives: Gilani's Gallopedia has been compiled on a weekly basis since January 2007. Previous material is available upon request. Please contact sara.salam@gilanifoundation.com

(Philippines)The Bilang Pilipino SWS Mobile Survey of April 13, 2016 has the latest national scores in the Presidential race: Grace Poe 34%, Rody Duterte 33%, Mar "Daang Matuwid" Roxas 16%, Jojo Binay 15%, Miriam Defensor Santiago 1%, and undecided/others 1%. (SWS)

April 16, 2016

[1.1 Domestic Politics » Elections](#)

[1.2 Domestic Politics » Performance Ratings](#)

428-5 [Philippines: Escudero and Robredo were on top in the first Vice-Presidential Debate](#) (Click for details)

(Philippines)Among 46% of Filipino voters who watched the first Vice-Presidential Debate held at the University of Sto. Tomas, Manila, last April 10, 2016, 33% named Chiz Escudero, 24% named Leni "Daang Matuwid" Robredo, 22% named Bongbong Marcos, 14% named Alan Peter Cayetano, 4% named Antonio Trillanes IV and 1% named Gringo Honasan as the one who came out the best during the debate, according to the Bilang Pilipino SWS Mobile Survey of April 11, 2016. The remaining 2% could not give an answer. (SWS)



April 13, 2016

[1.1 Domestic Politics » Elections](#)

[1.2 Domestic Politics » Performance Ratings](#)

Euro Americas Zone

► EAST EUROPE, WEST EUROPE; NORTH AMERICA; LATIN AMERICA & AUSTRALASIA

► EAST EUROPE

428-6 [IRI's Center for Insights Poll: Amid Political Upheaval Ukrainians Want Reform; E.U. Membership](#) (Click for details)

(Ukraine)A new nationwide poll released today by the International Republican Institute's (IRI) Center for Insights in Survey Research shows Ukrainians are growing increasingly frustrated with their government and the slow pace of reforms, especially when it comes to tackling corruption. (IRI)

April 14, 2016

[2.5 Foreign Affairs & Security » Regional Conflicts/ Issues](#)

[2.8 Foreign Affairs & Security » International / Regional Organizations](#)

428-7 [Ultra-nationalist resurgence could complicate Serbia's EU path](#) (Click for details)

(Serbia)Ultra-nationalists are set to return to Serbia's parliament in an April 24 election after an absence of several years, boosted by growing discontent with Prime Minister Aleksandar Vucic's pro-European Union stance and austerity policies. (Reuters)

April 2016

[2.5 Foreign Affairs & Security » Regional Conflicts/ Issues](#)

[2.8 Foreign Affairs & Security » International / Regional Organizations](#)



► WEST EUROPE

Disclaimer: Gilani's Gallopedia is a not for profit activity and every effort has been made to give attribution to respective polling organizations. All material presented here is available elsewhere as public information. Readers may please visit the original source for further details. Gilani Research foundation does not bear any responsibility for accuracy of data or the methods and does not claim any proprietary rights benefits or responsibilities thereof.

*Archives: Gilani's Gallopedia has been compiled on a weekly basis since January 2007. Previous material is available upon request. Please contact sara.salam@gilanifoundation.com

428-8 [Monarchy popular as ever ahead of Queen's 90th Birthday celebrations](#) [\(Click for details\)](#)

(UK)The Monarchy remains as popular as ever, and opposition to the Queen retiring has risen substantially since the turn of the century, a survey by Ipsos MORI for King's College London has found ahead of the Queen's 90th birthday on Thursday (21 April).

(Ipsos Mori)

April 15, 2016

[1.4 Domestic Politics » Political Parties](#)

[1.5 Domestic Politics » National Image/ Trust](#)



428-9 [On its fifth anniversary, Halifax survey finds dip in house price sentiment](#) [\(Click for details\)](#)

(UK)Expectations of future house prices have fallen over the past quarter and are down to their lowest point since January 2015, according to the latest quarterly Halifax Market Confidence Tracker (HMCT). (Ipsos Mori)

April 2016

[3.4 Economy » Inflation](#)

[3.8 Economy » Enterprise/ Investments/ Business](#)

428-10 [Feeling it in the purse could spell victory in the Referendum campaign](#) [\(Click for details\)](#)

(UK)British people say that if they felt they would personally be poorer – even by just £100 a year – they'd decisively support the Remain campaign in the upcoming referendum. (YouGov)

April 15, 2016

[2.5 Foreign Affairs & Security » Regional Conflicts/ Issues](#)

[2.8 Foreign Affairs & Security » International / Regional Organizations](#)

428-11 [Britain's changing visions of the future](#) [\(Click for details\)](#)

(UK) Since 2010 British people have become more certain of the British monarchy's future and that humans will find extra-terrestrial life – but less interested in 3D TV or cloning. (YouGov)

April 15, 2016

[4.7 Society » Morality, Values & Customs / Lifestyle](#)

► NORTH AMERICA

428-12 [Economy, Government Top U.S. Problem List](#) [\(Click for details\)](#)

(USA)Americans in April continue to cite the economy as the single most important problem for the U.S, with mentions holding steady at 17% over the past several months. Dissatisfaction with the government also retains the second-place spot, with 13% of Americans naming it as the leading U.S. concern. (Gallup USA)

April 14, 2016

[1.3 Domestic Politics » Governance](#)

[3.1 Economy » Perceptions on Performance/ Well-Being](#)

428-13 [U.S. Congress Approval Remains Low](#) [\(Click for details\)](#)

(USA)The substantial majority of Americans still disapprove of the job Congress is doing, while just 17% approve. This is up slightly from the 13% approval rating Congress received in March. Congress' approval rating has not exceeded 20% since October 2012. (Gallup USA)

April 13, 2016

[1.3 Domestic Politics » Governance](#)




Disclaimer: Gilani's Gallopedia is a not for profit activity and every effort has been made to give attribution to respective polling organizations. All material presented here is available elsewhere as public information. Readers may please visit the original source for further details. Gilani Research foundation does not bear any responsibility for accuracy of data or the methods and does not claim any proprietary rights benefits or responsibilities thereof.

*Archives: Gilani's Gallopedia has been compiled on a weekly basis since January 2007. Previous material is available upon request. Please contact sara.salam@gilanifoundation.com

1.5 Domestic Politics » National Image/ Trust

428-14 [Most U.S. Investors Happy With Their 401\(k\)](#) (Click for details)

(USA)The vast majority of employed U.S. investors who participate in a 401(k) savings plan, the primary means of retirement savings for many working Americans, view it positively. Nine in 10 investors say they are satisfied with their own 401(k) plan as a tool for saving for their retirement, including 44% who are "very" satisfied and 47% who are "somewhat" satisfied. Just 9% are somewhat or very dissatisfied. (Gallup USA)



April 12, 2016

3.1 Economy » Perceptions on Performance/ Well-Being

3.2 Economy » Consumer Confidence/Protection

3.8 Economy » Enterprise/ Investments/ Business

428-15 [Americans Still Say Postsecondary Education Very Important](#) (Click for details)

(USA)Americans strongly endorse the value of postsecondary education, with 70% saying it is "very important" for adults to have a degree or professional certificate beyond high school. The percentage of Americans who view having a degree or certificate as very important has held steady near 70% since 2012, even amid declining college enrollment and growing discussions in this country about the value of higher education. (Gallup USA)

April 12, 2016

4.10 Society » Education

428-16 [Two-Year Grads Satisfied With Cost of Degree](#) (Click for details)

(USA)Bachelor's degrees are still more common in the U.S. than associate degrees, but the typically less expensive two-year degrees have become increasingly popular in the past decade as college costs have skyrocketed. A new Gallup-USA Funds study of associate degree holders finds that many of those who received these degrees strongly believe they were worth the cost (46%) and were essential to achieving their career goals (41%). But at the same time, associate degree holders trail bachelor's degree holders in several key aspects of their lives. (Gallup USA)



April 11, 2016

4.10 Society » Education

428-17 [U.S. Worries About Race Relations Reach a New High](#) (Click for details)

(USA)More than a third (35%) of Americans now say they are worried "a great deal" about race relations in the U.S. -- which is higher than at any time since Gallup first asked the question in 2001. The percentage who are worried a great deal rose seven percentage points in the past year and has more than doubled in the past two years. (Gallup USA)

April 11, 2016

4.3 Society » Ethnicity

428-18 [Americans Still Say Upper-Income Pay Too Little in Taxes](#) (Click for details)

(USA)Six in 10 Americans continue to believe that upper-income Americans pay too little in taxes. This attitude has been steady over the past five years, but is lower than in the early 1990s, when as many as 77% said those with higher incomes paid too little in taxes. (Gallup USA)

Disclaimer: Gilani's Gallopedia is a not for profit activity and every effort has been made to give attribution to respective polling organizations. All material presented here is available elsewhere as public information. Readers may please visit the original source for further details. Gilani Research foundation does not bear any responsibility for accuracy of data or the methods and does not claim any proprietary rights benefits or responsibilities thereof.

*Archives: Gilani's Gallopedia has been compiled on a weekly basis since January 2007. Previous material is available upon request. Please contact sara.salam@gilanifoundation.com

April 15, 2016

3.9 Economy » Financial systems & Institutions

428-19 [Most Americans in 15 Years Say Their Tax Bill Is Too High](#) (Click for details)

(USA) As the deadline looms for filing federal income taxes, 57% of Americans say they are paying too much in taxes -- a six-percentage-point increase from last year and the highest percentage in 15 years. (Gallup USA)

April 14, 2016

3.9 Economy » Financial systems & Institutions



428-20 [Religion in Everyday Life](#) (Click for details)

(USA) Highly religious Americans are happier and more involved with family but are no more likely to exercise, recycle or make socially conscious consumer choices. (Pew Research Center)

April 12, 2016

4.1 Society » Religion

428-21 [Canadians respect the Queen; divided over country's future as a monarchy 'for generations to come'](#) (Click for details)

(Canada) As Elizabeth II turns 90, the only sovereign most Canadians have ever known has earned the respect of her subjects in this country. Public opinion positive on the Queen and Prince William; less so on Prince Charles. (Angus Reid)

April 18, 2016

1.3 Domestic Politics » Governance

1.5 Domestic Politics » National Image/ Trust

► AUSTRALASIA

428-22 [A name-brand tag matters more to men \(and to the \\$5.7b they spend on men's clothes\)](#) (Click for details)

(Australia) 4.4 million Australians 14+ agree, "I will buy a product because of the label"—and 53% of them are men. New retail data from Roy Morgan Research breaks down the dollars and finds that fashionable fellows are worth more than label-loving ladies to their respective clothing markets. (Roy Morgan)

April 11, 2016

3.1 Economy » Perceptions on Performance/ Well-Being

3.2 Economy » Consumer Confidence/Protection



► MULTI-COUNTRY SURVEYS

428-23 [Donald Trump top pick for US President... in Russia](#) (Click for details)

YouGov research for Handelsblatt Global Edition across the G20 group of nations reveals that Donald Trump is the preferred choice for US President in only one country: Russia. (YouGov)

April 2016

1.1 Domestic Politics » Elections

1.2 Domestic Politics » Performance Ratings

Disclaimer: Gilani's Gallopedia is a not for profit activity and every effort has been made to give attribution to respective polling organizations. All material presented here is available elsewhere as public information. Readers may please visit the original source for further details. Gilani Research foundation does not bear any responsibility for accuracy of data or the methods and does not claim any proprietary rights benefits or responsibilities thereof.

*Archives: Gilani's Gallopedia has been compiled on a weekly basis since January 2007. Previous material is available upon request. Please contact sara.salam@gilanifoundation.com

Topic of the week:

Donald Trump top pick for US President...in Russia

► This page is devoted to opinions of countries whose polling activity is generally not known very widely or where a recent topical issue requires special attention.

Donald Trump top pick for US President... in Russia

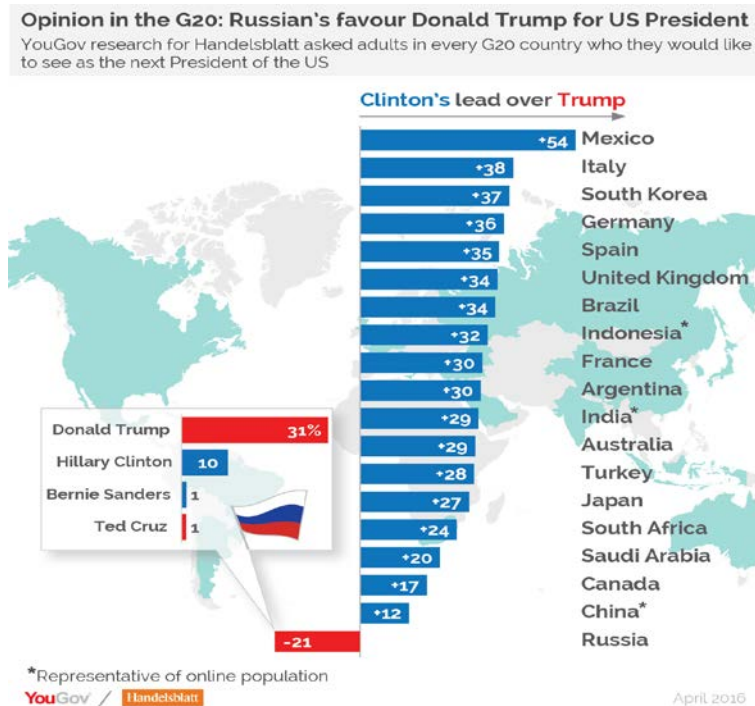
YouGov research for Handelsblatt Global Edition across the G20 group of nations reveals that Donald Trump is the preferred choice for US President in only one country: Russia

New YouGov research of over 20,000 adults in every G20 country for Handelsblatt Global Edition reveals Russia is the only country of the G20 major economies where people would rather Donald Trump was the next President of the US than Hillary Clinton. And by a long way – Trump leads Clinton by 21 points in Russia, while Hillary has a lead of *more than* 21 points over Trump in 15 other countries.



Perhaps least surprisingly of all, Hillary Clinton's lead over Mr Trump is highest in Mexico, the country which a President Trump would screen behind a concrete wall along the US southern border. She leads Trump there by 54 points, scores ahead of the other G20 countries.

Hillary's smallest lead over Bernie Sanders comes from Canada, but even then she leads by 17 points.

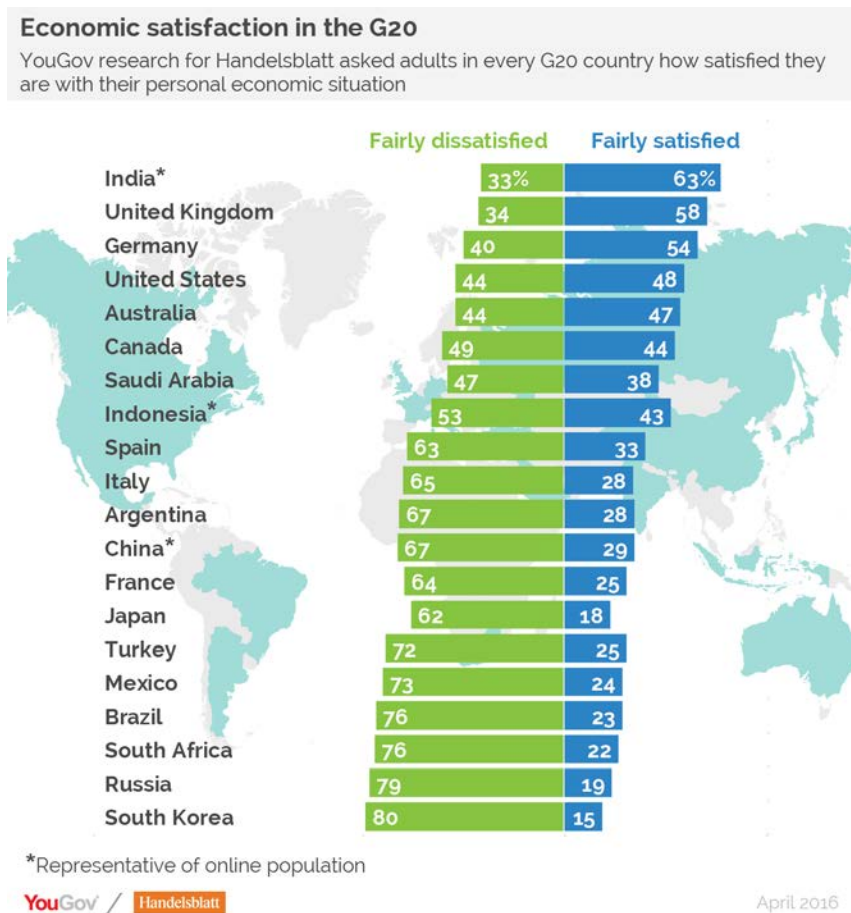


Disclaimer: Gilani's Gallopedia is a not for profit activity and every effort has been made to give attribution to respective polling organizations. All material presented here is available elsewhere as public information. Readers may please visit the original source for further details. Gilani Research foundation does not bear any responsibility for accuracy of data or the methods and does not claim any proprietary rights benefits or responsibilities thereof.

*Archives: Gilani's Gallopedia has been compiled on a weekly basis since January 2007. Previous material is available upon request. Please contact sara.salam@gilanifoundation.com

Meanwhile this rare insight into the lives of ordinary Russians reveals they have the second lowest personal economic satisfaction of the G20 countries, ahead of only South Korea. 79% of Russians say they are fairly dissatisfied with their situation while 19% say they are fairly satisfied.

The UK is one of only three countries where a majority say they are fairly satisfied financially. 58% are positive about their situation while 34% are negative – a higher score than even Germany's.



There is no evidence Russians blame Vladimir Putin for their poor economic outlook, however – and when asked which major world leader they trust most a near-unanimous 74% choose their President. The Dalai Lama comes second with 22%.

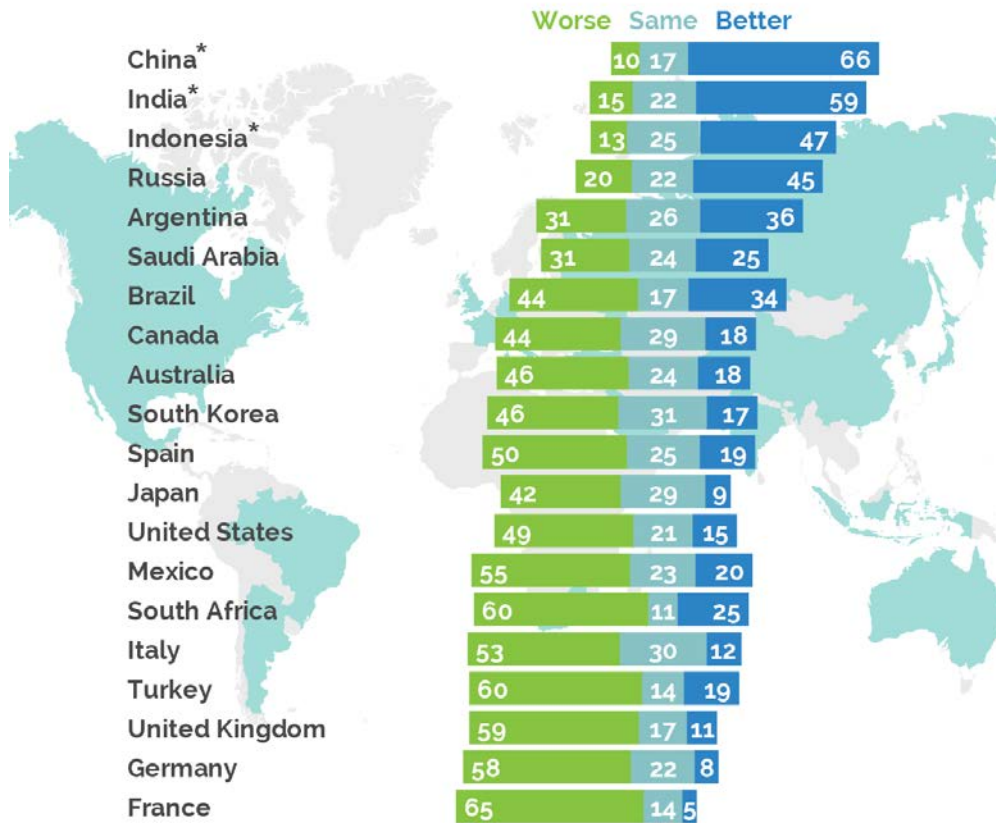
They also rank as the fourth most optimistic country for expecting their children to be better off. Their low present economic satisfaction reconciles easily with the promise of a better future – and countries with high present satisfaction are more pessimistic about the future – but their optimism may also indicate faith in the leadership to weather the storm.

Disclaimer: Gilani's Gallopedia is a not for profit activity and every effort has been made to give attribution to respective polling organizations. All material presented here is available elsewhere as public information. Readers may please visit the original source for further details. Gilani Research foundation does not bear any responsibility for accuracy of data or the methods and does not claim any proprietary rights benefits or responsibilities thereof.

*Archives: Gilani's Gallopedia has been compiled on a weekly basis since January 2007. Previous material is available upon request. Please contact sara.salam@gilanifoundation.com

Optimism in the G20

YouGov research for Handelsblatt asked adults in every G20 country if the situation for the children in their country will be better or worse than their own (%)



*Representative of online population

YouGov / Handelsblatt

April 2016

Source: <https://yougov.co.uk/news/2016/04/17/donald-trump-us-president-russia/>

Disclaimer: Gilani's Gallopedia is a not for profit activity and every effort has been made to give attribution to respective polling organizations. All material presented here is available elsewhere as public information. Readers may please visit the original source for further details. Gilani Research foundation does not bear any responsibility for accuracy of data or the methods and does not claim any proprietary rights benefits or responsibilities thereof.

*Archives: Gilani's Gallopedia has been compiled on a weekly basis since January 2007. Previous material is available upon request. Please contact sara.salam@gilanifoundation.com

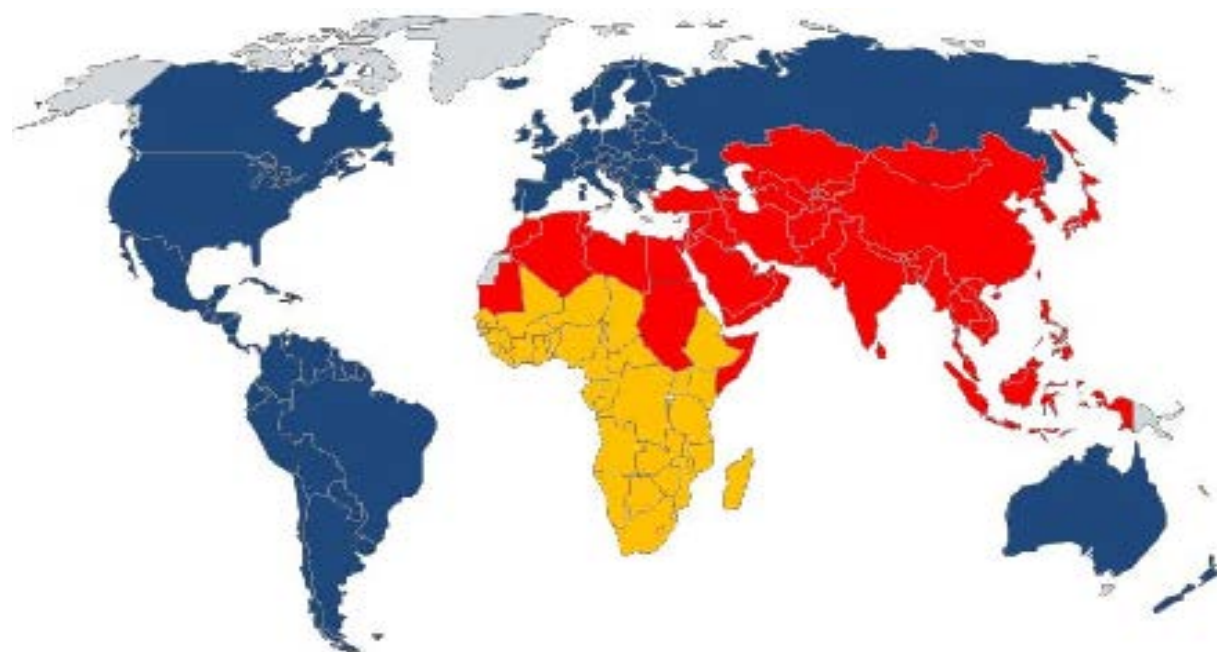
Gilani's Gallopedia (2007-2015)

A Quantitative Analysis

A quantitative analysis of global polls monitored during the 8 year period January 2007 – January 2014

KEY STATISTICS

- 1- Number of Surveys (*a selection on key political and social issues*): \approx 6,805 polls during the period 2007-2014
- 2- Subjects of Interest (*we have made a list of 125 subjects, further grouped into 9 broad categories, namely: **Governance**, **Globalization** (inclusive of global economic issues) **Global Conflicts** (conflict zones), **Global leaders** (USA and Emerging powers), **Global Environment**, **Family**, **Religion**, and **other miscellaneous***)
- 3- Number of **countries** covered by one or more surveys: \approx 178 during the period 2007-2014
- 4- Number **polling organizations** whose polls have been cited: \approx 358 during the period 2007-2014



Disclaimer: Gilani's Gallopedia is a not for profit activity and every effort has been made to give attribution to respective polling organizations. All material presented here is available elsewhere as public information. Readers may please visit the original source for further details. Gilani Research foundation does not bear any responsibility for accuracy of data or the methods and does not claim any proprietary rights benefits or responsibilities thereof.

***Archives:** Gilani's Gallopedia has been compiled on a weekly basis since January 2007. Previous material is available upon request. Please contact sara.salam@gilanifoundation.com