

# Gallopedia

From Gilani Research Foundation

May 2016, Issue # 430\*

Compiled on a weekly basis since January 2007

Gilani's Gallopedia is a weekly Digest of Opinions in a globalized world - one window on global opinion polling compiled by Gilani Research Foundation

## Who are we?

*Gilani's Gallopedia* is a weekly digest of opinions in a globalized world. It provides a one window access to Global Opinion Polls on a weekly basis. It is produced by a team of researchers led by Dr. Ijaz Shafi Gilani, and is a not for profit public service. It is co-edited by Mohammad Zubair and Sara Salam.

Our name reflects the rapid pace at which global polls are brought to the community of pollsters and other interested readers. Gilani's Gallopedia is not related to any polling agency and makes its selection from any publically available poll based on its relevance to our reader's interests. Over the years it has reported polls conducted by over 350 agencies and institutions.

### Contact Details:

**Sara Salam**

Assistant Manager  
Gilani Research Foundation  
Email: [sara.salam@gilanifoundation.com](mailto:sara.salam@gilanifoundation.com)



[Topic of the week: \(Click for details\)](#)

## INSIDE THIS ISSUE

THIS WEEK'S REPORT CONSISTS OF **28**  
NATIONAL & MULTI COUNTRY SURVEYS. **10**  
POLLING ORGANIZATIONS HAVE BEEN  
REPRESENTED.

Pg 2

### Asia zone

this week- **03** national polls



Pg 2

### Euro Americas zone

this week- **20** national polls  
**05** Multinational Polls



Pg 7

TOPIC OF THE WEEK: Global  
Citizenship: A Growing Sentiment  
Among Citizens of Emerging  
Economies: Global Poll



Countries are represented in blue; Polling organizations are represented in pink. For reference to source of each poll clicks to detail are provided in the text

**Disclaimer:** Gilani's Gallopedia is a not for profit activity and every effort has been made to give attribution to respective polling organizations. All material presented here is available elsewhere as public information. Readers may please visit the original source for further details. Gilani Research foundation does not bear any responsibility for accuracy of data or the methods and does not claim any proprietary rights benefits or responsibilities thereof.

\*Archives: Gilani's Gallopedia has been compiled on a weekly basis since January 2007. Previous material is available upon request. Please contact [sara.salam@gilanifoundation.com](mailto:sara.salam@gilanifoundation.com)



## Asia Zone

► MIDDLE EAST & NORTH AFRICA; WEST ASIA; SOUTH ASIA; NORTH ASIA; EAST ASIA

### ► MENA

430-1 [Youth Poll - April 2016 - Politics, Social Media and Conservatism](#) (Click for details)

(Palestine) The Jerusalem Media and Communication Centre conducted an opinion poll among Palestinian youths in the West Bank and Gaza Strip on various political and social issues, which showed a discrepancy in positions between youth in the West Bank and those in Gaza. (JMCC)

April 24, 2016

1.4 Domestic Politics » Political Parties  
4.6 Society » Media/ New Media



430-2 [The future's looking virtual for travel booking in MENASA](#) (Click for details)

YouGov was delighted to unveil the results of our latest Travel Booking Trends study for the Middle East, North Africa and South Asia (MENASA) region today at the Arabian Travel Market 2016. Under the theme 'The role of big data, predictive and immersive technologies in the future travel booking experience' the research results were presented as part of an interactive panel discussion with representatives from Google, Facebook and Emirates Academy. (YouGov)

April 26, 2016

4.6 Society » Media/ New Media  
4.16 Society » Entertainment

### ► SOUTHEAST ASIA

430-3 [Philippines: Duterte leads Poe, Roxas and Binay in Presidential Race](#) (Click for details)

(Philippines) The new national scores in the Presidential race are: Rody Duterte 33%, Grace Poe 24%, Mar "Daang Matuwid" Roxas 19%, Jojo Binay 14%, Miriam Defensor Santiago 2%, and undecided/others 3%, according to the Business World-SWS Pre-Election Survey of April 18-20, 2016. (SWS)

April 25, 2016

1.1 Domestic Politics » Elections  
1.2 Domestic Politics » Performance Ratings



## Euro Americas Zone

► EAST EUROPE, WEST EUROPE; NORTH AMERICA; LATIN AMERICA & AUSTRALASIA

### ► EAST EUROPE

**Disclaimer:** Gilani's Gallopedia is a not for profit activity and every effort has been made to give attribution to respective polling organizations. All material presented here is available elsewhere as public information. Readers may please visit the original source for further details. Gilani Research foundation does not bear any responsibility for accuracy of data or the methods and does not claim any proprietary rights benefits or responsibilities thereof.

\*Archives: Gilani's Gallopedia has been compiled on a weekly basis since January 2007. Previous material is available upon request. Please contact sara.salam@gilanifoundation.com

430-4 [IRI's Center for Insights Poll: Georgians Maintain Pro-Western Attitudes in Face of Russian Threat](#) (Click for details)

(Russia) According to a new poll released by IRI's Center for Insights in Survey Research, the people of Georgia are overwhelmingly in favor of a pro-Western foreign policy both as a means to stave off Russian threats and to improve their economic prospects. (IRI)

April 28, 2016

2.5 Foreign Affairs & Security » Regional Conflicts/ Issues



► **WEST EUROPE**

430-5 [When criticism of Israel becomes hate it becomes anti-Semitism](#) (Click for details)

(Britain) British people say it was right for Labour to suspend Ken Livingstone – and they make a clear distinction on what counts as anti-Semitism in attitudes to Israel. (YouGov)

April 30, 2016

2.5 Foreign Affairs & Security » Regional Conflicts/ Issues

430-6 [Public increasingly blame government in junior doctors dispute](#) (Click for details)

(Malaysia) Most people oppose an open-ended withdrawal of labour by junior doctors – but a majority now blame the government for the ongoing contract dispute. (YouGov)

April 27, 2016

4.11 Society » Health

430-7 [British public wants to hear from business on Brexit – but may not trust what they have to say](#) (Click for details)

(Malaysia) British public wants to hear from businesses, especially SMEs, in the EU referendum more than charities, think tanks or newspapers, new Ipsos MORI poll finds. (Ipsos Mori)

April 27, 2016

3.8 Economy » Enterprise/ Investments/ Business

430-8 [SNP set to win election while Conservatives and Greens make progress](#) (Click for details)

(Malaysia) As we enter the final week of campaigning ahead of the fifth Holyrood parliament elections, our new poll for STV News continues to highlight the dominance of the SNP, while giving the Conservatives and Greens cause for optimism. (Ipsos Mori)

April 27, 2016

1.1 Domestic Politics » Elections

1.4 Domestic Politics » Political Parties

430-9 [UK: Economist / Ipsos MORI April 2016 Issues Index](#) (Click for details)

(Malaysia) The Economist/ Ipsos MORI April 2016 Issues index – concern about the EU rises to the highest level recorded this century. (Ipsos Mori)

April 26, 2016

3.1 Economy » Perceptions on Performance/ Well-Being

3.2 Economy » Consumer Confidence/Protection

430-10 [Wishes of organ donors should take priority over wishes of their families, public says](#) (Click for details)

(Malaysia) The vast majority of the British public think that the wishes of somebody who wants to become an organ donor after their death should be followed, even if their



Disclaimer: Gilani's Gallopedia is a not for profit activity and every effort has been made to give attribution to respective polling organizations. All material presented here is available elsewhere as public information. Readers may please visit the original source for further details. Gilani Research foundation does not bear any responsibility for accuracy of data or the methods and does not claim any proprietary rights benefits or responsibilities thereof.

family disagrees, according to a new opinion poll. (Ipsos Mori)

April 26, 2016

4.11 Society » Health

430-11 [Majority support junior doctors ahead of first full walkout](#) (Click for details)

(Malaysia)The majority of the public support the junior doctors' strike starting today, but support for this new round of action is slightly lower than for previous strikes when emergency care was not affected, finds a new Ipsos MORI poll for BBC News. (Ipsos Mori)

April 25, 2016

4.11 Society » Health

## ► NORTH AMERICA

430-12 [Split on Idea of Withdrawing From Trade Treaties](#) (Click for details)

(Malaysia)More than four in 10 Americans say they don't know enough to say whether the U.S. should end its participation in free trade deals such as the North American Free Trade Agreement (NAFTA) and the Trans-Pacific Partnership (TPP). Among Americans who do have an opinion, 28% favor withdrawing from trade treaties, and the same percentage oppose it. (Gallup USA)

April 28, 2016

2.11 Foreign Affairs and Security >> Trade



430-13 [Healthcare Costs Top U.S. Families' Financial Concerns](#) (Click for details)

(Malaysia)Fifteen percent of Americans cite healthcare costs as the most important financial problem facing their family. In addition to healthcare costs, Americans also point to low wages, debt, college expenses and housing costs as pressing financial concerns for their family. About one in 10 Americans say their family faces no financial problems. (Gallup USA)

April 27, 2016

4.11 Society » Health

430-14 [U.S. Renters Worry More Than Homeowners About Housing Costs](#) (Click for details)

(Malaysia)Americans who rent their home are nearly twice as likely as those who own their home to say they worry about not being able to pay their housing costs. While upper-income Americans are more likely to own and lower-income Americans are more likely to rent, renters worry more than homeowners at all income levels. (Gallup USA)

April 27, 2016

3.8 Economy » Enterprise/ Investments/ Business

3.9 Economy » Financial systems & Institutions

430-15 [Most U.S. Retirees Living Well, but Nonretirees Unconvinced](#) (Click for details)

(Malaysia)Almost half of Americans (47%) who are not retired think that when they do retire, they won't have enough money to live comfortably. And about the same number (48%) expect they will have enough. Those who have already made the move to retirement, however, tell a different story: 74% say they have enough money to live comfortably. (Gallup USA)

April 29, 2016

3.3 Economy » Employment Issues



Disclaimer: Gilani's Gallopedia is a not for profit activity and every effort has been made to give attribution to respective polling organizations. All material presented here is available elsewhere as public information. Readers may please visit the original source for further details. Gilani Research foundation does not bear any responsibility for accuracy of data or the methods and does not claim any proprietary rights benefits or responsibilities thereof.

430-16 [Americans' Financial Worries Edge Up in 2016](#) (Click for details)

(Malaysia) Americans express slightly greater worries than they did last year about seven financial issues, with significant increases in concern about being able to pay medical costs in the event of a serious illness or accident and being able to maintain their standard of living. Americans continue to be most worried about not having enough money for retirement, with 64% saying they are "very worried" or "moderately worried" about this. (Gallup USA)

April 28, 2016

3.1 Economy » Perceptions on Performance/ Well-Being

3.2 Economy » Consumer Confidence/Protection

430-17 [U.S. Economic Confidence Index Hits Lowest Point in 2016](#) (Click for details)

(Malaysia) Americans' confidence in the U.S. economy reached its lowest weekly level so far in 2016, with Gallup's U.S. Economic Confidence Index averaging -16 for the week ending April 24. The latest figure represents a four-point drop from the previous week's average. The last time Gallup found a lower weekly score was in August 2015. (Gallup USA)

April 26, 2016

3.1 Economy » Perceptions on Performance/ Well-Being

3.2 Economy » Consumer Confidence/Protection

430-18 [Obama Retains Strong Edge Over Congress in Job Approval](#) (Click for details)

(Malaysia) With President Barack Obama's job approval rating up nearly three percentage points in the first quarter, he continues to maintain a wide lead in approval over the popularity-challenged U.S. Congress. In fact, if maintained, the 34-percentage-point gap between Obama's 49% average job approval rating thus far in 2016 and the 15% average approval rating for Congress would be the widest of Obama's presidency, and one of the largest Gallup has measured since 1981. (Gallup USA)

April 25, 2016

3.3 Economy » Employment Issues

430-19 [Nearly Two-Thirds of Americans Prefer Saving to Spending](#) (Click for details)

(Malaysia) Nearly two in three Americans now say they enjoy saving money more than spending it, further establishing the pro-savings trend that developed in the wake of the 2008 financial crisis. With 33% now saying they prefer spending, the gap between those who prefer saving and those who prefer spending is at its widest since Gallup first asked the question in 2001. (Gallup USA)

April 25, 2016

3.1 Economy » Perceptions on Performance/ Well-Being

3.2 Economy » Consumer Confidence/Protection

430-20 [A Wider Ideological Gap Between More and Less Educated Adults](#) (Click for details)

(Malaysia) Two years ago, Pew Research Center found that Republicans and Democrats were more divided along ideological lines than at any point in the previous two decades. But growing ideological distance is not confined to partisanship. There are also growing ideological divisions along educational and generational lines. (Pew Research Center)

April 2016

4.10 Society » Education

Disclaimer: Gilani's Gallopedia is a not for profit activity and every effort has been made to give attribution to respective polling organizations. All material presented here is available elsewhere as public information. Readers may please visit the original source for further details. Gilani Research foundation does not bear any responsibility for accuracy of data or the methods and does not claim any proprietary rights benefits or responsibilities thereof.



**430-21 [GOP's Favorability Rating Edges Lower](#) (Click for details)**

(Malaysia)The Republican Party's image, already quite negative, has slipped since last fall. Currently 33% of the public has a favorable impression of the Republican Party, while 62% have an unfavorable view. Unfavorable opinions of the GOP are now as high as at any point since 1992. (Pew Research Center)

April 28, 2016

1.1 Domestic Politics » Elections  
1.4 Domestic Politics » Political Parties

**430-22 [More Americans Disapprove Than Approve of Health Care Law](#) (Click for details)**

(Malaysia)The public's views of the Affordable Care Act, which were evenly divided following the Supreme Court's ruling last summer upholding a key section of the law, are again more negative than positive. Currently, 44% approve of the 2010 health care law, compared with 54% who disapprove of the law. (Pew Research Center)

April 27, 2016

4.11 Society » Health

**430-23 [Two-in-three Canadians say the Senate is "too damaged" to ever earn their goodwill](#) (Click for details)**

(Malaysia)As Mike Duffy returns to the Red Chamber this week for the first time in three years, a new public opinion poll from the Angus Reid Institute (ARI) indicates most Canadians believe progress has been made on the spending and other issues that have plagued the Senate for decades. That said, they're far from convinced that changes made in the wake of several senate-related scandals mark the end the institution's perception problems. (Angus Reid)

May 3, 2016

1.2 Domestic Politics » Performance Ratings  
1.3 Domestic Politics » Governance

**► AUSTRALASIA****430-24 [National vote lowest since 2014 Election as NZ First vote surges to 20 year high of 12.5%](#) (Click for details)**

(Malaysia)During April support for National fell 3.5% to 42.5% - the lowest for two years since April – May 2014, now only 2% ahead of a potential Labour/Greens alliance 40.5% (down 1.5%). If a New Zealand Election were held now the latest NZ Roy Morgan Poll shows NZ First 12.5% (up 3.5% to their highest level of support in twenty years) would hold the balance of power and be in a position to determine who would form the next New Zealand Government. (Roy Morgan)

April 26, 2016

1.1 Domestic Politics » Elections

**► MULTI-COUNTRY SURVEYS****430-25 [Global Citizenship A Growing Sentiment Among Citizens Of Emerging Economies: Global Poll](#) (Click for details)**

(Malaysia)For the first time in 15 years of tracking by GlobeScan, findings indicate that nearly one in two people (49%) surveyed across 14 tracking countries see themselves more as global citizens than citizens of their country. This sentiment is being driven by citizens of large emerging economies, according to a new poll for the BBC World Service. (Globescan)

April 27, 2016

Disclaimer: Gilani's Gallopedia is a not for profit activity and every effort has been made to give attribution to respective polling organizations. All material presented here is available elsewhere as public information. Readers may please visit the original source for further details. Gilani Research foundation does not bear any responsibility for accuracy of data or the methods and does not claim any proprietary rights benefits or responsibilities thereof.

4.4 Society » Civil Society

4.7 Society » Morality, Values & Customs / Lifestyle

430-26 [Four In Ten Adults Worldwide Claim Their Childhoods Blighted by Discrimination](#) (Click for details)

(Malaysia)Aid organisation reveals that millions of the world's poorest children are being denied life-saving services because of who they are and where they live; Charity launches new campaign to reach 'every last child'. (Globescan)

April 2016

4.7 Society » Morality, Values & Customs / Lifestyle



430-27 [Russians, EU Residents See Sanctions Hurting Their Economies](#) (Click for details)

(Malaysia)As European Union and U.S.-imposed economic sanctions on Russia near the two-year mark, Gallup surveys show many Russians (43%) see the sanctions as negatively affecting their economy. However, residents of EU countries in Eastern Europe (48%) are even more likely than Russians are to see the sanctions hurting their economies. In fact, they are also more likely than residents elsewhere in Eastern Europe or the Commonwealth of Independent States (CIS) to think this. (Gallup USA)

April 28, 2016

2.5 Foreign Affairs & Security » Regional Conflicts/ Issues

430-28 [The Divide Over Islam and National Laws in the Muslim World](#) (Click for details)

(Malaysia)As strife in the Middle East continues to make headlines, from the militant group ISIS to Syrian refugees, the Muslim world is sharply divided on what the relationship should be between the tenets of Islam and the laws of governments. Across 10 countries with significant Muslim populations surveyed by Pew Research Center in 2015, there is a striking difference in the extent to which people think the Quran should influence their nation's laws. (Pew Research Center)

April 27, 2016

4.1 Society » Religion

## Topic of the week:

### Global Citizenship: A Growing Sentiment Among Citizens Of Emerging Economies: Global Poll

► This page is devoted to opinions of countries whose polling activity is generally not known very widely or where a recent topical issue requires special attention.

## Global Citizenship: A Growing Sentiment Among Citizens Of Emerging Economies: Global Poll

April 27, 2016

For the first time in 15 years of tracking by GlobeScan, findings indicate that nearly one in two people (49%) surveyed across 14 tracking countries see themselves more as global citizens than citizens of their country.

Disclaimer: Gilani's Gallopedia is a not for profit activity and every effort has been made to give attribution to respective polling organizations. All material presented here is available elsewhere as public information. Readers may please visit the original source for further details. Gilani Research foundation does not bear any responsibility for accuracy of data or the methods and does not claim any proprietary rights benefits or responsibilities thereof.

\*Archives: Gilani's Gallopedia has been compiled on a weekly basis since January 2007. Previous material is available upon request. Please contact sara.salam@gilanifoundation.com

This sentiment is being driven by citizens of large emerging economies, according to a new poll for the BBC World Service.



The poll, conducted by GlobeScan among more than 20,000 people worldwide between December 2015 and April 2016, is being released as part of the BBC World Service Identity Season—a Spring season of broadcasts on the World Service's 27 language services exploring stories about how people identify themselves around the world.

Among all 18 countries where this question was asked in 2016, the poll suggests more than half (51%) see themselves more as global citizens than citizens of their country, against 43 per cent who identify nationally. This is the first time since tracking began in 2001 that there is a global majority who leans this way, and the results in 2016 are driven by strong increases since 2015 in non-OECD countries including Nigeria (73%, up 13 points), China (71%, up 14 points), Peru (70%, up 27 points), and India (67%, up 13 points).

Looking at the 14 tracking countries that have been surveyed repeatedly since 2001, a growing divide appears on the topic of global citizenship between respondents from developing economies and those from industrialised countries. At the height of the financial crisis in 2009, views were fairly similar across the two country groupings, with 48 per cent in seven OECD countries seeing themselves more as global citizens than national, and 45 per cent in seven non-OECD countries. This sentiment has continued to grow at a strong pace since then among respondents in emerging economies to reach a high of 56 per cent in both 2015 and 2016. Conversely in seven OECD countries it has followed an opposite trajectory, dropping to a low of 39 per cent in 2011 and remaining at low levels since (now at 42%). This latter trend has been particularly pronounced in Germany where the poll suggests identification with global citizenship has dropped 13 points since 2009 to only 30 per cent today (the lowest since 2001).

The poll also asked about the level of approval for different demographic developments changing the population make-up of their country, and results indicate public opinion is generally quite supportive of a number of trends shaping global society. In the 19 countries surveyed for this series of questions, three quarters (75%) of respondents approve of intermarriage between different races or ethnic groups, and more than six in ten (63%) approve of immigration from other countries (with 31% disapproving). Similar degrees of openness are observed on accepting refugees, with 62 and 57 per cent respectively supporting their country admitting refugees fleeing conflict generally, and from Syria in particular. On all of these statements, German attitudes stand out due to the unusually high percentage of respondents choosing “neither agree nor disagree,” or that it “depends.” A majority of Germans (54%) nonetheless approves the acceptance of Syrian refugees.

GlobeScan Chairman Doug Miller commented: “The poll's finding that growing majorities of people in emerging economies identify as global citizens will challenge many people's (and organisations') ideas of what the future might look like.”

### Other Findings

An additional question on the poll gave respondents a broader range of options to reflect on how they consider their identity. Results reveal the complexity of the issue and show how people can identify in different ways.

When offered a choice between five distinct identities, more than one in two citizens (52%) across 19 countries define their most important identity as citizens of their country, outnumbering those who view themselves as being a world citizen (17%), a resident of their local community (11%), or who identify themselves primarily through their religion (9%), or their race or culture (8%). Out of 19 countries, majorities or strong pluralities in 16 countries describe being a national citizen as the most important feature of their

Disclaimer: Gilani's Gallopedia is a not for profit activity and every effort has been made to give attribution to respective polling organizations. All material presented here is available elsewhere as public information. Readers may please visit the original source for further details. Gilani Research foundation does not bear any responsibility for accuracy of data or the methods and does not claim any proprietary rights benefits or responsibilities thereof.



identity. National citizenship is the strongest in Kenya (84%) and Ghana (81%), followed by Russia (70%), Nigeria (68%), and Chile (64%).

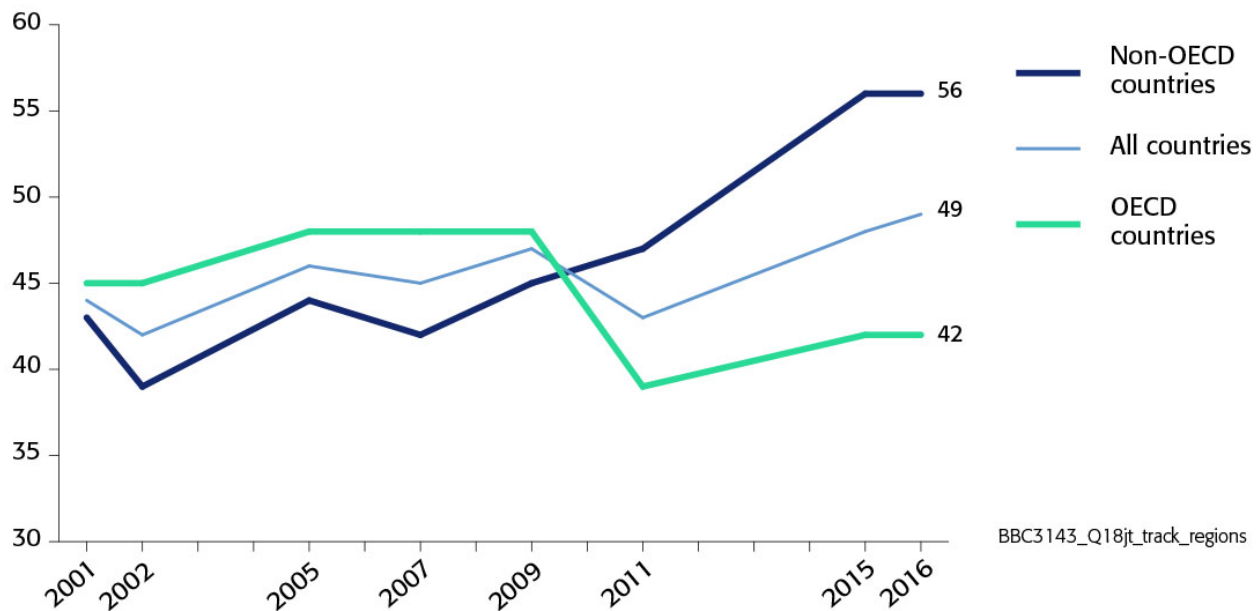
Three countries stand out in the way their populations think about self-identity. Spaniards are by far the most likely to identify with world citizenship (54%). For 56 per cent of Indonesians, belonging to their local community is the strongest defining identity. And for Pakistanis, a strong plurality (43%) identify first as a member of their religion.

The results are drawn from a telephone and in-person survey of 20,823 adult citizens across 21 participating countries in total. Not all questions were asked in all countries. The poll was conducted for the BBC World Service between December 2, 2015 and April 15, 2016 by the international opinion research and consultancy firm GlobeScan and its national research partners. Within-country results are considered accurate within +/- 2.8 to 3.7 per cent 19 times out of 20. Urban-only samples were used in Brazil, China, Indonesia, and Kenya.

*For participating countries and detailed findings, see below. For full methodology, question wording, and research partners, please see the drop-down links at the bottom of this article.*

### I See Myself More as a Global Citizen than a Citizen of My Country

"Agree,"\* OECD vs Non-OECD Countries,\*\* Trends, 2001–2016



\*"Strongly agree" plus "Somewhat agree"

\*\*OECD countries include Canada, Chile, Germany, Mexico, Spain, UK, and USA; Non-OECD countries include Brazil, China, India, Indonesia, Kenya, Nigeria, and Russia.

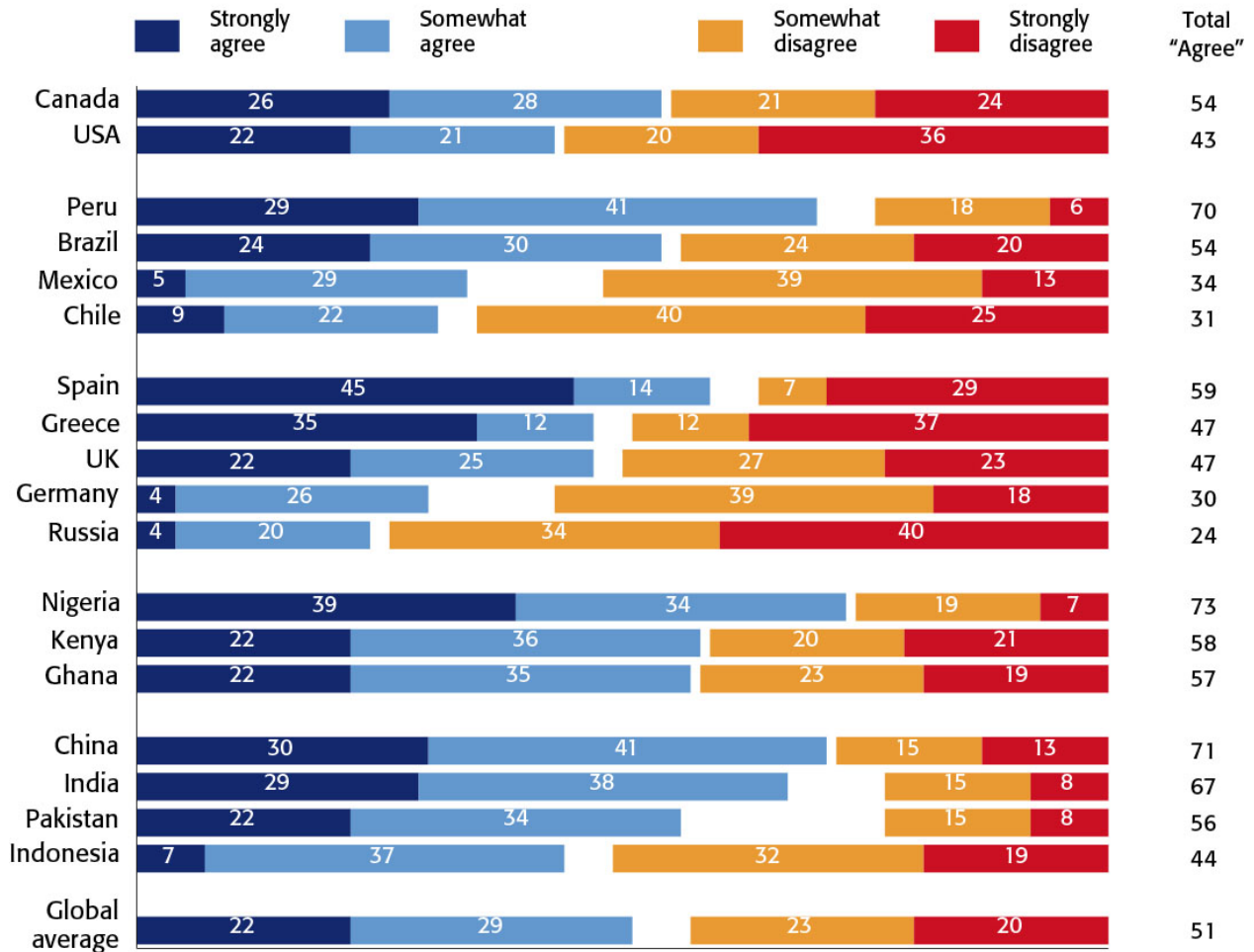
Not all countries were asked in all years.

**Disclaimer:** Gilani's Gallopedia is a not for profit activity and every effort has been made to give attribution to respective polling organizations. All material presented here is available elsewhere as public information. Readers may please visit the original source for further details. Gilani Research foundation does not bear any responsibility for accuracy of data or the methods and does not claim any proprietary rights benefits or responsibilities thereof.

\*Archives: Gilani's Gallopedia has been compiled on a weekly basis since January 2007. Previous material is available upon request. Please contact sara.salam@gilanifoundation.com

## I See Myself More as a Global Citizen than a Citizen of My Country

"Agree" vs "Disagree," by Country, 2016



BBC3143\_Q18jt\_ctry

The white space in this chart represents "Depends, neither agree nor disagree," and "Don't know."

Source: <http://globescan.com/news-and-analysis/press-releases/press-releases-2016/383-global-citizenship-a-growing-sentiment-among-citizens-of-emerging-economies-global-poll.html>

Disclaimer: Gilani's Gallopedia is a not for profit activity and every effort has been made to give attribution to respective polling organizations. All material presented here is available elsewhere as public information. Readers may please visit the original source for further details. Gilani Research foundation does not bear any responsibility for accuracy of data or the methods and does not claim any proprietary rights benefits or responsibilities thereof.

\*Archives: Gilani's Gallopedia has been compiled on a weekly basis since January 2007. Previous material is available upon request. Please contact sara.salam@gilanifoundation.com

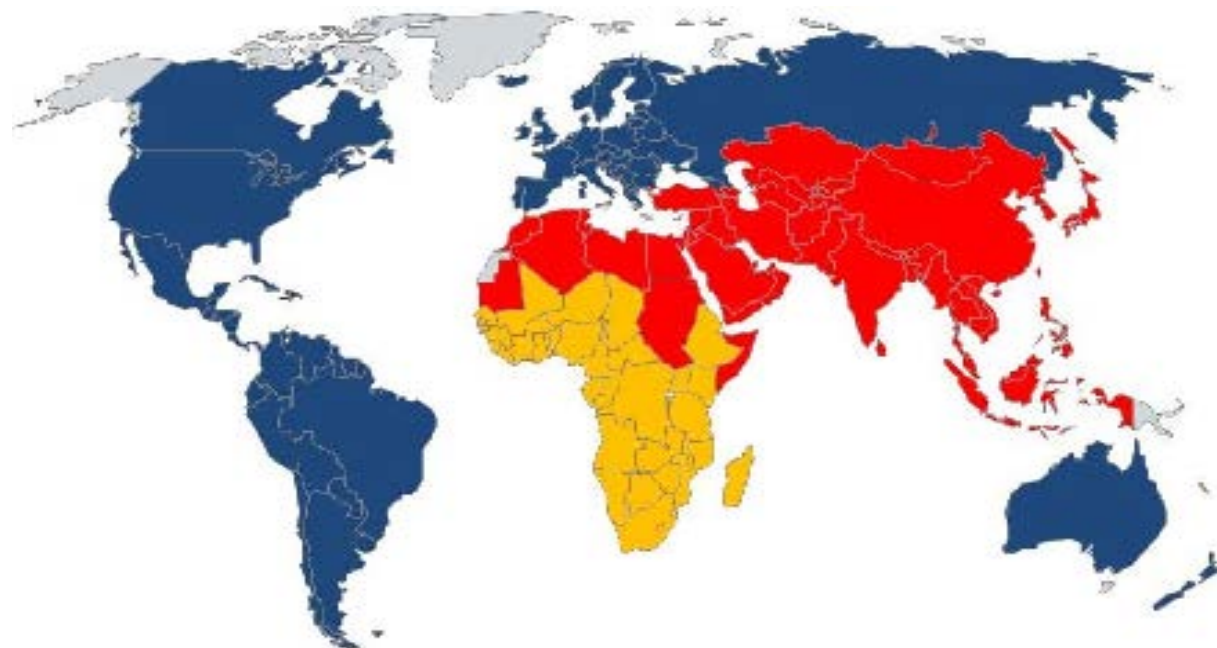
## Gilani's Gallopedia (2007-2015)

### A Quantitative Analysis

A quantitative analysis of global polls monitored during the 8 year period January 2007 – January 2014

#### KEY STATISTICS

- 1- Number of Surveys (*a selection on key political and social issues*):  $\simeq$  6,805 polls during the period 2007-2014
- 2- Subjects of Interest (*we have made a list of 125 subjects, further grouped into 9 broad categories, namely: **Governance**, **Globalization** (inclusive of global economic issues) **Global Conflicts** (conflict zones), **Global leaders** (USA and Emerging powers), **Global Environment**, **Family**, **Religion**, and **other miscellaneous***)
- 3- Number of **countries** covered by one or more surveys:  $\simeq$  178 during the period 2007-2014
- 4- Number **polling organizations** whose polls have been cited:  $\simeq$  358 during the period 2007-2014



**Disclaimer:** Gilani's Gallopedia is a not for profit activity and every effort has been made to give attribution to respective polling organizations. All material presented here is available elsewhere as public information. Readers may please visit the original source for further details. Gilani Research foundation does not bear any responsibility for accuracy of data or the methods and does not claim any proprietary rights benefits or responsibilities thereof.

\***Archives:** Gilani's Gallopedia has been compiled on a weekly basis since January 2007. Previous material is available upon request. Please contact [sara.salam@gilanifoundation.com](mailto:sara.salam@gilanifoundation.com)