

# Gallopedia

From **Gilani Research Foundation**

April 2018, Issue # **532\***

Compiled on a weekly basis since January 2007

Gilani's Gallopedia is a weekly Digest of Opinions in a globalized world - one window on global opinion polling compiled by Gilani Research Foundation

## Who are we?

*Gilani's Gallopedia* is a weekly digest of opinions in a globalized world. It provides a one window access to Global Opinion Polls on a weekly basis. It is produced by a team of researchers led by Dr. Ijaz Shafi Gilani, and is a not for profit public service. It is co-edited by Fatima Aamir and Noor Un Nisa Shahid.

Our name reflects the rapid pace at which global polls are brought to the community of pollsters and other interested readers. Gilani's Gallopedia is not related to any polling agency and makes its selection from any publically available poll based on its relevance to our reader's interests. Over the years it has reported polls conducted by over 350 agencies and institutions.

### Contact Details:

**Sara Salam**

Assistant Manager

Gilani Research Foundation





Email: [sara.salam@gilanifoundation.com](mailto:sara.salam@gilanifoundation.com)



[Topic of the week: \(Click for details\)](#)

## INSIDE THIS ISSUE

THIS WEEK'S REPORT CONSISTS OF **21** NATIONAL & MULTI COUNTRY SURVEYS. **7** POLLING ORGANIZATIONS HAVE BEEN REPRESENTED.

Pg <b>2</b>	<a href="#">Asia zone</a> this week- <b>01</b> national poll	
Pg <b>2</b>	<a href="#">Africas zone</a> this week- <b>01</b> national poll	
Pg <b>3</b>	<a href="#">Euro Americas zone</a> this week- <b>17</b> national polls <b>01</b> cyber world study	
Pg <b>7</b>	<b>TOPIC OF THE WEEK:</b> <a href="#">By two to one, the public oppose missile strikes on Syria</a>	

Countries are represented in blue; Polling organizations are represented in pink. For reference to source of each poll clicks to detail are provided in the text

**Disclaimer:** Gilani's Gallopedia is a not for profit activity and every effort has been made to give attribution to respective polling organizations. All material presented here is available elsewhere as public information. Readers may please visit the original source for further details. Gilani Research foundation does not bear any responsibility for accuracy of data or the methods and does not claim any proprietary rights benefits or responsibilities thereof.

**\*Archives:** Gilani's Gallopedia has been compiled on a weekly basis since January 2007. Previous material is available upon request. Please contact [sara.salam@gilanifoundation.com](mailto:sara.salam@gilanifoundation.com)



## Asia Zone

- MIDDLE EAST & NORTH AFRICA; WEST ASIA; SOUTH ASIA; NORTH ASIA; EAST ASIA

### ► EAST ASIA

#### 532-1 [First Quarter 2018 Social Weather Survey: Pres. Duterte's Net Satisfaction Rating a "Very Good" +56](#) (click for details)

(Philippines) The First Quarter 2018 Social Weather Survey, conducted from March 23-27, 2018, found 70% of adult Filipinos satisfied, 17% undecided, and 14% dissatisfied with President Rodrigo R. Duterte's performance (total differs from 100% due to rounding error). (SWS)

April 11, 2018

[1.2 Domestic Politics](#) » [Performance Ratings](#)



## Africa Zone

- WEST AFRICA; EAST AFRICA; CENTRAL AFRICA; SOUTHERN AFRICA

### ► AFRICA

#### 532-2 [Majority of Namibians say traditional authorities should join negotiations on genocide reparations](#) (click for details)

(Namibia) Most Namibians say traditional authority representatives should participate in – if not lead – genocide negotiations with the German government, according to a new Afrobarometer survey. Only one in five citizens say the Namibian government should handle the negotiations on its own. (Afrobarometer)

April 12, 2018

[1.2 Domestic Politics](#) » [Performance Ratings](#)



## Euro Americas Zone

- EAST EUROPE, WEST EUROPE; NORTH AMERICA; LATIN AMERICA & AUSTRALASIA

### ► WEST EUROPE

#### 532-3 [By two to one, the public oppose missile strikes on Syria](#) (click for details)

(UK) Even though most Britons believe a chemical attack has been perpetrated, only 22% of Britons would support a cruise missile attack against the Syrian military. New YouGov research, carried out following the latest accusations of chemical weapon use by the Assad regime in Syria, shows that the public are opposed to



### Page 2 of 9

**Disclaimer:** Gilani's Gallopedia is a not for profit activity and every effort has been made to give attribution to respective polling organizations. All material presented here is available elsewhere as public information. Readers may please visit the original source for further details. Gilani Research foundation does not bear any responsibility for accuracy of data or the methods and does not claim any proprietary rights benefits or responsibilities thereof.

Britain and allied countries launching cruise missile strikes against Syrian military targets. (YouGov UK)

April 12, 2018

[2.5 Foreign Affairs & Security](#) » [Regional Conflicts/ Issues](#)

532-4 [Voting Intention: Conservatives 40%, Labour 40% \(9-10 Apr\)](#) (click for details)

(UK) The latest YouGov/Times voting intention survey sees the Conservatives on 40% (from 42% in last week's poll) and Labour on 40% (from 41%). Elsewhere, Liberal Democrat voting intention stands at 9% (from 7%) while 11% would vote for other parties (from 10%). (YouGov UK)

April 14, 2018

[1.1 Domestic Politics](#) » [Elections](#)



532-5 [Over half of women have never held an investment product](#) (click for details)

(UK) Over half of women have never owned any investments, with a lack of knowledge and confidence holding them back, new research from [YouGov Omnibus](#) reveals. The study finds that 52% of women have never held an investment product, compared to 37% of men. Added to that, just one in five women (21%) currently hold an investment, against over a third (35%) of men. (YouGov UK)

April 12, 2018

[.8 Economy](#) » [Enterprise/ Investments](#)

## ► NORTH AMERICA

532-6 [The narrowing, but persistent, gender gap in pay](#) (click for details)

(America) The gender gap in pay has narrowed since 1980, but it has remained relatively stable over the past 15 years or so. In 2017, women earned 82% of what men earned, according to a Pew Research Center analysis of median hourly earnings of both full- and part-time workers in the United States. Based on this estimate, it would take an extra 47 days of work for women to earn what men did in 2017. (PEW Research Center)

April 9, 2018

[4.5 Society](#) » [Gender Issues](#)

532-7 [U.S. Teachers See Digital Devices as Net plus for Education](#) (click for details)

(America) Teachers in the U.S. are slightly more likely to see student use of digital devices as having a positive rather than negative effect on the overall education of students. In contrast, they are far more negative about the effects of those devices on students' physical and mental health. (Gallup USA)

April 6, 2018

[4.10 Society](#) » [Education](#)



532-8 [Adults Nearing Retirement Worry Most About Social Security](#) (click for details)

(America) A slight majority of pre-retirement aged Americans, 51%, say they are worried a "great deal" about the Social Security system. This level of concern among adults aged 50 to 64 represents the greatest worry about the benefits program of all age groups. One-third of young adults, aged 18 through 29, worry a great deal about the Social Security system. (Gallup USA)

---

### Page 3 of 9

**Disclaimer:** Gilani's Gallopedia is a not for profit activity and every effort has been made to give attribution to respective polling organizations. All material presented here is available elsewhere as public information. Readers may please visit the original source for further details. Gilani Research foundation does not bear any responsibility for accuracy of data or the methods and does not claim any proprietary rights benefits or responsibilities thereof.

April 6, 2018

[3.3 Economy » Employment Issues](#)**532- 9 [Number of U.S. adults cohabiting with a partner continues to rise, especially among those 50 and older](#) [\(click for details\)](#)**

(America) As marriage rates have fallen, the number of U.S. adults in cohabiting relationships has continued to climb, reaching about 18 million in 2016. This is up 29% since 2007, when 14 million adults were cohabiting **(PEW Research Center)**

April 6, 2018

[4.2 Society » Family](#)**532- 10 [Catholics' Church Attendance Resumes Downward Slide](#) [\(click for details\)](#)**

(America) From 2014 to 2017, an average of 39% of Catholics reported attending church in the past seven days. This is down from an average of 45% from 2005 to 2008 and represents a steep decline from 75% in 1955. By contrast, the 45% of Protestants who reported attending church weekly from 2014 to 2017 is essentially unchanged from a decade ago and is largely consistent with the long-term trend. **(Gallup USA)**

April 9, 2018

[4.1 Society » Religion](#)**532- 11 [Facebook Users' Privacy Concerns Up Since 2011](#) [\(click for details\)](#)**

(America) As Facebook CEO Mark Zuckerberg testifies before Congress about his company's efforts to protect user privacy, U.S. Facebook users are increasingly concerned about invasion of privacy when using the social media site. Currently, 43% of Facebook users are very concerned about their privacy being invaded, up from 30% in a January 2011 Gallup poll. **(Gallup USA)**



April 11, 2018

[4.6 Society » Media/ New Media](#)**532- 12 [Few Investors Have Calculated Retirement Income, Expenses](#) [\(click for details\)](#)**

(America) Most nonretired U.S. investors have not carefully calculated how much money they will need in retirement or whether their retirement accounts will cover their annual expenses. While one in five say they have done each of these calculations, two in five admit that they have not given much thought to either, and one-third say they have roughly estimated their retirement expenses and revenue. **(Gallup USA)**

April 11, 2018

[3.3 Economy » Employment Issues](#)**532- 13 [Worries About Personal Data Top Facebook Users' Concerns](#) [\(click for details\)](#)**

(America) A majority of U.S. Facebook users (55%) are "very concerned" about their personal information being sold to and used by other companies and organizations. This issue tops a list of seven concerns Gallup asked Facebook users about as the company's CEO Mark Zuckerberg prepared to testify before Congress about efforts to protect users' data and privacy. **(Gallup USA)**

April 12, 2018

[4.6 Society » Media/ New Media](#)

---

**Page 4 of 9**

**Disclaimer:** Gilani's Gallopedia is a not for profit activity and every effort has been made to give attribution to respective polling organizations. All material presented here is available elsewhere as public information. Readers may please visit the original source for further details. Gilani Research foundation does not bear any responsibility for accuracy of data or the methods and does not claim any proprietary rights benefits or responsibilities thereof.

532- 14 [Trump Favorable Rating Dips](#) (click for details)

(America) President Donald Trump's favorable rating, already low by historical standards, has dropped to 38% -- while his unfavorable rating is at 59%. This marks a dip in his favorable rating from 41% in December last year. It comes as Trump has escalated his attacks on special counsel Robert Mueller's investigation of possible collusion between the Trump campaign and Russia to influence the 2016 election. In contrast to Trump's overall image, Mueller's image is net positive -- 36% favorable and 28% unfavorable. (Gallup USA)

April 13, 2018

1.2 Domestic Politics » Performance Ratings

532- 15 [Fewer People in Latin America See the U.S. Favorably Under Trump](#) (click for details)

(America) In a 2017 Pew Research Center survey of seven Latin American countries, a median of 47% said they have a favorable view of the U.S. Approval was highest in the summit's host country, Peru (51%), as well as in Colombia (51%) and Brazil (50%). The U.S. received the least positive ratings in Mexico, where just 30% said they have a favorable view. (PEW Research Center)

April 12, 2018

1.3 Domestic Politics » Performance Ratings

532- 16 [Near-record number of House members not seeking re-election in 2018](#) (click for details)

(America) As of April 11, 55 representatives (38 Republicans and 17 Democrats) have announced they're not running for new terms, according to our count. In addition, one Republican (Blake Farenthold of Texas) and one Democrat (John Conyers of Michigan) have resigned. That makes a total of 57 voluntary departures, or 13% of the House's full voting membership. (PEW Research Center)

April 11, 2018

1.1 Domestic Politics » Elections

## ► AUSTRALASIA

532-17 [Cost of living, unemployment & poverty big issues before Federal Budget](#) (click for details)

(Australia) In early 2018, 32% of Australians believe the economy or some kind of economic issue to be the most important problem facing Australia. This is 3% higher than in October 2017 although down 3% compared to a year ago in March 2017. (Roy Morgan)

April 9, 2018

3.5 Economy » Poverty

532-18 [Victoria top state for holidays over New South Wales](#) (click for details)

(Australia) In the highly competitive tourism industry, Victoria has beaten New South Wales for the first time in a full calendar year for intention to travel in the next 2 years. 11.6 million Australians reported in 2017 that they'd like to spend a holiday within Australia in the next 2 years. These are the latest findings from the Roy Morgan Holiday Tracking Survey. In 2017, 3,779,000 Australian's intended to take a



## Page 5 of 9

**Disclaimer:** Gilani's Gallopedia is a not for profit activity and every effort has been made to give attribution to respective polling organizations. All material presented here is available elsewhere as public information. Readers may please visit the original source for further details. Gilani Research foundation does not bear any responsibility for accuracy of data or the methods and does not claim any proprietary rights benefits or responsibilities thereof.

holiday to Victoria in the next 2 years (up 55,000), beating New South Wales at 3,624,000 (down 274,000 from 2015). (Roy Morgan)

April 13, 2018

[4.7 Society » Morality, Values & Customs / Lifestyle](#)

532-19 [Poverty and gap between rich and poor big issues before Budget](#) (click for details)

(New Zealand) In early 2018, 34% of New Zealanders believe the economy or some kind of economic issue to be the most important problem facing **New Zealand** just over a month before the first New Zealand Budget to be handed down by the new Labour-New Zealand-First coalition government on Thursday May 17. This is 6% higher than in August 2017 just before last year's New Zealand Election and 4% higher than a year ago in March 2017. (Roy Morgan)

April 13, 2018

[3.5 Economy » Poverty](#)

## ► CYBER WORLD STUDIES

532-20 [Bots in the Twittersphere](#) (click for details)

Among popular news and current event websites, 66% of tweeted links are made by suspected bots – identical to the overall average. The share of bot-created tweeted links is even higher among certain kinds of news sites. For example, an estimated 89% of tweeted links to popular aggregation sites that compile stories from around the web are posted by bots. (PEW Research Center)

April 9, 2018

[4.6 Society » Media/ New Media](#)



## Topic of the week:

### By Two To One, the Public Oppose Missile Strikes on Syria

► This page is devoted to opinions of countries whose polling activity is generally not known very widely or where a recent topical issue requires special attention.

### [By two to one, the public oppose missile strikes on Syria](#)



Even though most Britons believe a chemical attack has been perpetrated, only 22% of Britons would support a cruise missile attack against the Syrian military

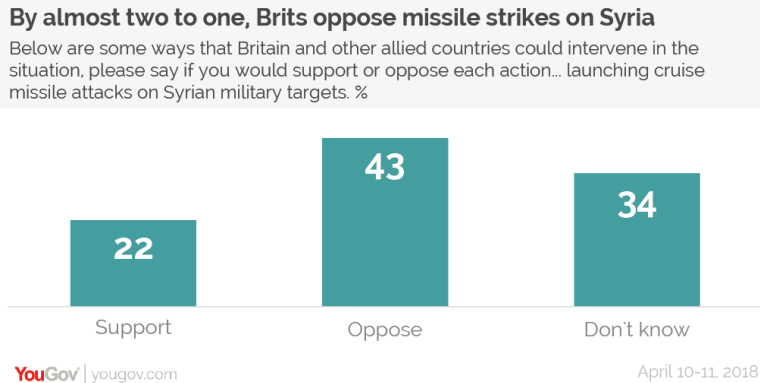


New YouGov research, carried out following the latest accusations of chemical weapon use by the Assad regime in Syria, shows that the public are opposed to Britain and allied countries launching cruise missile strikes against Syrian military targets. Donald Trump has announced that he plans to launch such strikes, although it is not clear what involvement, if any, the British military will have in action against Syria.

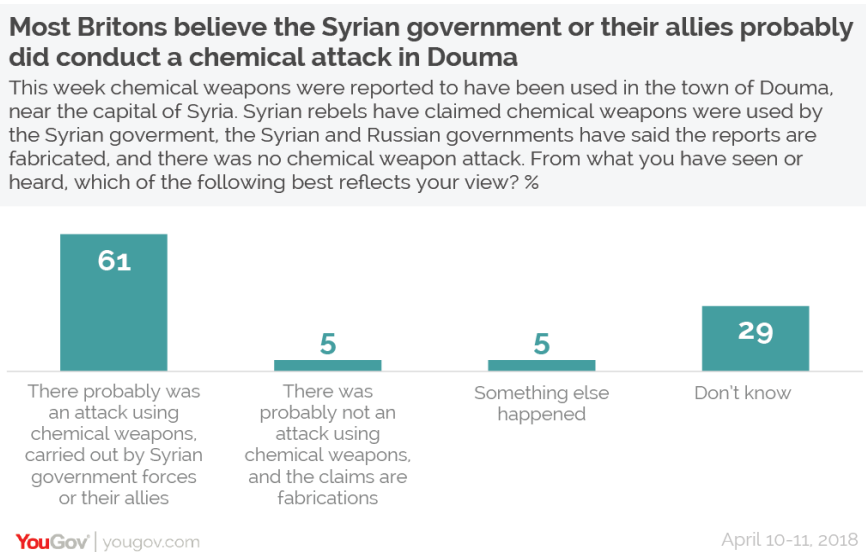
## Page 6 of 9

**Disclaimer:** Gilani's Gallopedia is a not for profit activity and every effort has been made to give attribution to respective polling organizations. All material presented here is available elsewhere as public information. Readers may please visit the original source for further details. Gilani Research foundation does not bear any responsibility for accuracy of data or the methods and does not claim any proprietary rights benefits or responsibilities thereof.

Fewer than a quarter of Britons (22%) say they would support these attacks, with almost twice as many opposing (43%).



This is despite the fact that the majority of Britons (61%) believe that the Syrian government or their allies probably did carry out a chemical attack. Only 10% think that either there probably wasn't a chemical weapons attack or that something else happened. The remaining 29% said that they don't know.



Across all parties voters are more likely to oppose than support missile strikes, although Conservative voters are the most evenly split with 34% in opposition and 33% in support.

As we have seen in past research, such as when we last looked into RAF strikes against ISIS back in 2015, there is a dramatic gender gap. Only 14% of women support missile attacks, with 47% opposed. Amongst men those figures are 31% and 40% respectively.

The question on missile strikes was one of several on possible interventions we tested this time around (or equivalent to show we're back to talking about current stats). Options to send in British and allied troops to

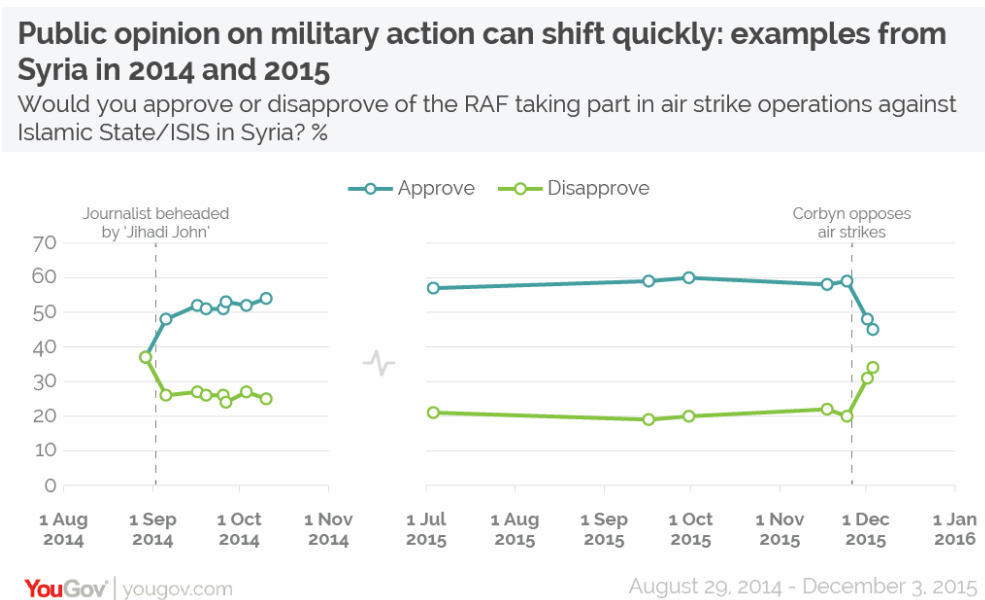
either protect civilians or depose President Bashar al-Assad see even higher levels of opposition (50% for the former, 51% for the latter).

However there is majority support for the enforcement of a no fly zone over Syria, with six in ten (60%) saying they would back such a measure and less than one in ten (9%) opposed.

*Could these numbers change?*

There are some indications that this opposition to strikes could be prone to change with, for instance, the fact that a third of Brits (34%) saying they don't know whether they would support or oppose missile strikes.

In the past we have seen support for foreign interventions fluctuate as events develop. A good example of this is when YouGov tracked public opinion towards RAF strikes against ISIS in Syria during 2014 and 2015. At the end of August 2014 the numbers were finely balanced, with 37% in support and 37% opposed. Just a week later, after the release of a video in which an Israeli-American journalist was beheaded, support jumped up to 48%.



Support then peaked at 60% in September 2015 before dropping back down to 48% by December, after Jeremy Corbyn came out against the strikes.

So while there is currently strong public opposition to cruise missile strikes, the events of the coming days, and the way political leaders respond, could lead to further shifts in public opinion.

Photo: Getty

Source: <https://yougov.co.uk/news/2018/04/12/two-one-public-oppose-missile-strikes-syria/>

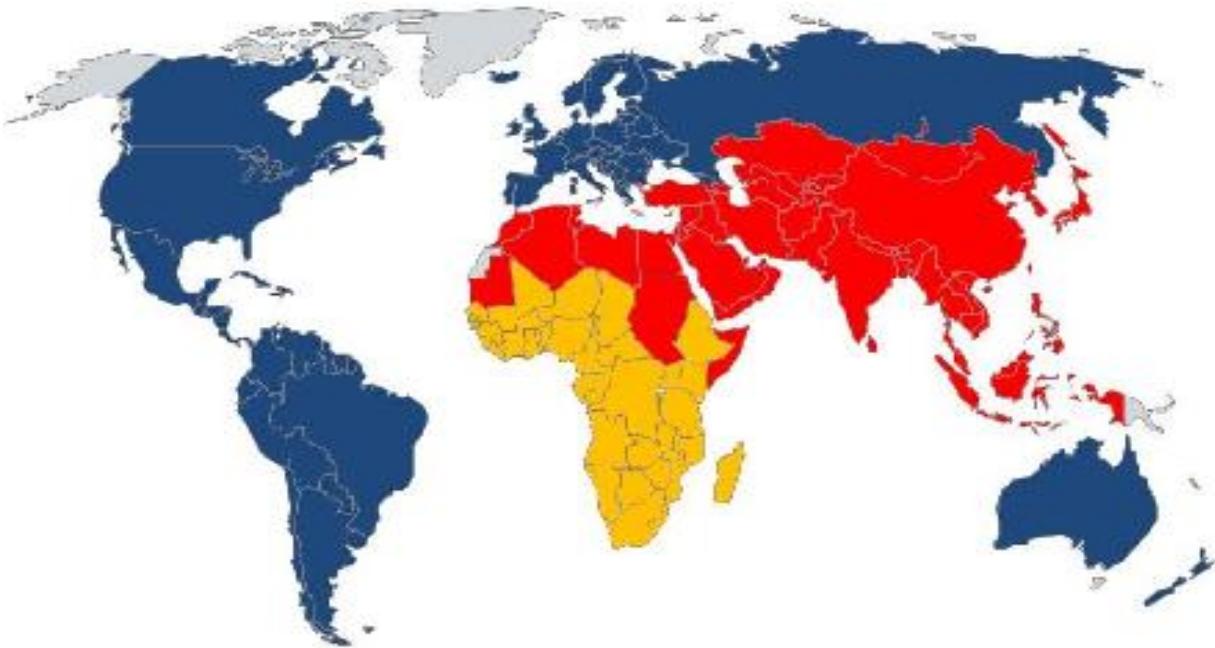
## Gilani's Gallopedia (2007-2018)

### A Quantitative Analysis

A quantitative analysis of global polls monitored during the 8 year period January 2007 – January 2014

#### KEY STATISTICS

- 1- Number of Surveys (*a selection on key political and social issues*):  $\approx$  6,805 polls during the period 2007-2014
- 2- Subjects of Interest (*we have made a list of 125 subjects, further grouped into 9 broad categories, namely: **Governance, Globalization** (inclusive of global economic issues) **Global Conflicts** (conflict zones), **Global leaders** (USA and Emerging powers), **Global Environment, Family, Religion, and other miscellaneous***)
- 3- Number of **countries** covered by one or more surveys:  $\approx$  178 during the period 2007-2014
- 4- Number **polling organizations** whose polls have been cited:  $\approx$  358 during the period 2007-2014



#### Page 9 of 9

**Disclaimer:** Gilani's Gallopedia is a not for profit activity and every effort has been made to give attribution to respective polling organizations. All material presented here is available elsewhere as public information. Readers may please visit the original source for further details. Gilani Research foundation does not bear any responsibility for accuracy of data or the methods and does not claim any proprietary rights benefits or responsibilities thereof.

**\*Archives:** Gilani's Gallopedia has been compiled on a weekly basis since January 2007. Previous material is available upon request. Please contact [sara.salam@gilanifoundation.com](mailto:sara.salam@gilanifoundation.com)