

Gallopedia

From **Gilani Research Foundation**

April 2018, Issue # **533***

Compiled on a weekly basis since January 2007

Gilani's Gallopedia is a weekly Digest of Opinions in a globalized world - one window on global opinion polling compiled by Gilani Research Foundation

Who are we?

Gilani's Gallopedia is a weekly digest of opinions in a globalized world. It provides a one window access to Global Opinion Polls on a weekly basis. It is produced by a team of researchers led by Dr. Ijaz Shafi Gilani, and is a not for profit public service. It is co-edited by Fatima Aamir and Noor Un Nisa Shahid.

Our name reflects the rapid pace at which global polls are brought to the community of pollsters and other interested readers. Gilani's Gallopedia is not related to any polling agency and makes its selection from any publically available poll based on its relevance to our reader's interests. Over the years it has reported polls conducted by over 350 agencies and institutions.

Contact Details:

Sara Salam

Assistant Manager

Gilani Research Foundation





Email: sara.salam@gilanifoundation.com



[Topic of the week: \(Click for details\)](#)

INSIDE THIS ISSUE

THIS WEEK'S REPORT CONSISTS OF **20** NATIONAL & MULTI COUNTRY SURVEYS. **7** POLLING ORGANIZATIONS HAVE BEEN REPRESENTED.

Pg 2	Asia zone this week- 02 national polls	
Pg 2	Africas zone this week- 02 national poll	
Pg 3	Euro Americas zone this week- 16 national polls	
Pg 7	TOPIC OF THE WEEK: One in Four Americans Feel U.S. Children Are Not Respected	

Countries are represented in blue; Polling organizations are represented in pink. For reference to source of each poll clicks to detail are provided in the text



Asia Zone

► MIDDLE EAST& NORTH AFRICA; WEST ASIA; SOUTH ASIA; NORTH ASIA;
EAST ASIA

► EAST ASIA

533-1 [First Quarter 2018 Social Weather Survey: Net satisfaction ratings "Good" for Vice-President Robredo and Senate President Pimentel, "Neutral" for Speaker Alvarez and Chief Justice Sereno](#) (Click for details)

(Philippines) The First Quarter 2018 Social Weather Survey, conducted from March 23-27, 2018, found 57% satisfied and 23% dissatisfied with the performance of Vice-President Leni Robredo, 57% satisfied and 16% dissatisfied with Senate President Aquilino "Koko" Pimentel III, 31% satisfied and 29% dissatisfied with Speaker Pantaleon "Bebot" Alvarez, and 29% satisfied and 37% dissatisfied with Chief Justice Lourdes Sereno. (SWS)

April 17, 2018

1.2 Domestic Politics » Performance Ratings



533-2 [First Quarter 2018 Social Weather Survey: Net satisfaction ratings "Good" for the Senate and the House of Representatives; "Moderate" for the Supreme Court and the Cabinet](#) (Click for details)

(Philippines) The First Quarter 2018 Social Weather Survey, fielded on March 23-27, 2018, found 61% satisfied and 16% dissatisfied with the performance of the Senate, 52% satisfied and 17% dissatisfied with the House of Representatives, 45% satisfied and 24% dissatisfied with the Supreme Court of the Philippines, and 47% satisfied and 19% dissatisfied with the Cabinet. (SWS)

April 20, 2018

1.2 Domestic Politics » Performance Ratings



Africa Zone

► WEST AFRICA; EAST AFRICA; CENTRAL AFRICA;
SOUTHERN AFRICA

► AFRICA

533-3 [Basotho welcome SADC intervention, Afrobarometer survey shows](#) (Click for details)

(Africa) A majority of Basotho support a proposal to bring additional Southern African Development Community (SADC) troops into Lesotho to improve political stability in the country, a recent Afrobarometer survey shows. The proportion of Basotho who see SADC as helpful to their country has almost doubled since 2014.



Page 2 of 10

Disclaimer: Gilani's Gallopedia is a not for profit activity and every effort has been made to give attribution to respective polling organizations. All material presented here is available elsewhere as public information. Readers may please visit the original source for further details. Gilani Research foundation does not bear any responsibility for accuracy of data or the methods and does not claim any proprietary rights benefits or responsibilities thereof.

(Afrobarometer)

April 17, 2018

4.3 Society » Ethnicity

533-4 [Nigerians worried about violent clashes, praise government efforts to address armed extremism](#)[\(Click for details\)](#)

(Nigeria) Nigerians praise government and military efforts to fight violent extremism but report high levels of fear and personal experience of such violence, a recent Afrobarometer survey reveals. They see extremist groups as receiving support from a wide variety of sources in the government, military, and extremist organizations abroad, and they believe that the most effective steps the government can take to fight their activities are to strengthen the economy as well as the military response. (Afrobarometer)

April 18, 2018

4.12 Society » Crime

Euro Americas Zone

▶ EAST EUROPE, WEST EUROPE; NORTH AMERICA; LATIN AMERICA
& AUSTRALASIA

▶ WEST EUROPE

533-5 [Voting Intention: Conservatives 43%, Labour 38% \(16-17 Apr\)](#) [\(Click for details\)](#)

(UK) The latest YouGov/Times voting intention survey, largely conducted before the Windrush row, sees the Conservatives on 43% (from 40% in last week's poll) and Labour on 38% (from 40%). Elsewhere, Liberal Democrat voting intention stands at 8% (from 9%) while 11% would vote for other parties (no change). (YouGov UK)

April 21, 2018

1.1 Domestic Politics » Elections

**533-6 [What retailers can learn from last year's Black Friday sales slowdown](#) [\(Click for details\)](#)**

(UK) Recent YouGov custom research indicates that sales day events such as Black Friday and Cyber Monday saw a slowdown in engagement in 2017. For the first time since 2014, when we began tracking this data, awareness of Black Friday has seen a significant year-on-year drop. (YouGov UK)

April 20, 2018

3.2 Economy » Consumer Confidence/Protection

533-7 [Smart speaker ownership doubles in six months](#) [\(Click for details\)](#)

(UK) Smart speaker ownership among Britons has doubled since last autumn, new research from YouGov shows. YouGov's Smart Speaker report indicates that while just one in twenty (5%) Brits owned one of the devices in Q3 2017, the latest research carried out in Q1 2018 shows it has doubled to one in ten (10%). (YouGov UK)

April 19, 2018

3.11 Economy » Science & Technology



Page 3 of 10

Disclaimer: Gilani's Gallopedia is a not for profit activity and every effort has been made to give attribution to respective polling organizations. All material presented here is available elsewhere as public information. Readers may please visit the original source for further details. Gilani Research foundation does not bear any responsibility for accuracy of data or the methods and does not claim any proprietary rights benefits or responsibilities thereof.

533-8 [Most Britons would have no concerns about a royal same-sex marriage](#) (Click for details)

(UK) Majority would not be concerned at all by a same-sex marriage in the Royal Family according to a new Ipsos MORI poll for King's College London's Polling Club. In the online poll of adults aged 16-75, conducted in February, a quarter said they would be “very concerned” (15%) or “slightly concerned” (11%) if a member of the Royal Family were to marry somebody of the same sex, but two-thirds (66%) “would not be concerned at all”. (Ipsos MORI)

April 20, 2018

4.7 Society » Morality, Values & Customs / Lifestyle

► NORTH AMERICA

533-9 [Less Than Half in U.S. Now Say Their Taxes Are Too High](#) (Click for details)

(USA) Americans are less likely today, than at any time since 2012, to say the federal income taxes they pay are too high. Currently, 45% hold this view, while 48% say their taxes are about right. (Gallup USA)

April 16, 2018

3.9 Economy » Financial systems & Institutions

533-10 [Slim Majority Now Says U.S. Middle Class Pays Fair Tax Share](#) (Click for details)

(USA) A large majority of Americans think corporations pay too little in taxes, although the view that corporations pay their fair share has edged upward. Americans' views about the taxes of upper- and lower-income people haven't changed much from last year, with more than six in 10 saying upper-income Americans pay too little, while about half say lower-income people pay too much. (Gallup USA)

April 16, 2018

3.9 Economy » Financial systems & Institutions

533-11 [Guns Fall From Record High as Top Problem](#) (Click for details)

(USA) Americans' mentions of guns or gun control as the most important problem facing the nation fell by over half this month, ticking down to 6% from last month's record high of 13%. Still, gun control continues to be one of the highest-ranked issues named by Americans -- only dissatisfaction with government, immigration and race relations were named more frequently. (Gallup USA)

April 17, 2018

4.13 Society » Social Problems

533-12 [One in Four Americans Feel U.S. Children Are Not Respected](#) (Click for details)

(USA) The student-led reaction to recent school shootings in the U.S. has sparked a national discussion about how best to protect America's children from violence. However, about one in four Americans feel that the country can make progress in the way children are treated in their everyday lives. (Gallup USA)

April 18, 2018

4.13 Society » Social Problems

Page 4 of 10

Disclaimer: Gilani's Gallopedia is a not for profit activity and every effort has been made to give attribution to respective polling organizations. All material presented here is available elsewhere as public information. Readers may please visit the original source for further details. Gilani Research foundation does not bear any responsibility for accuracy of data or the methods and does not claim any proprietary rights benefits or responsibilities thereof.

533-13 [Snapshot: U.S. Congressional Job Approval at 18%](#) [\(Click for details\)](#)

(USA) Americans' job approval rating of the U.S. Congress is 18%, up slightly from two previous readings of 15%. The latest findings are based on a Gallup poll conducted April 2-11, as Congress returned from its spring-break recess on April 9.

(Gallup USA)

April 18, 2018

[1.2 Domestic Politics](#) » [Performance Ratings](#)

**533-14 [Americans Lack Confidence in Key Economic Leaders](#) [\(Click for details\)](#)**

(USA) Just over four in 10 U.S. adults have "a great deal" or "a fair amount" of confidence in newly installed Federal Reserve Chairman Jerome Powell (45%), the Democratic leaders in Congress (44%) and President Donald Trump (42%) to "do or recommend the right thing for the economy." Slightly fewer, 38%, have this much confidence in congressional Republican leaders. **(Gallup USA)**

April 20, 2018

[1.2 Domestic Politics](#) » [Performance Ratings](#)

533-15 [Americans Favor Protecting Information Freedoms Over Government Steps to Restrict False News Online](#) [\(Click for details\)](#)

(USA) Nearly six-in-ten Americans (58%) say they prefer to protect the public's freedom to access and publish information online, including on social media, even if it means false information can also be published. Roughly four-in-ten (39%) fall the other way, preferring that the U.S. government take steps to restrict false information even if it limits those freedoms, according to a survey conducted Feb. 26-March 11, 2018, among 4,734 U.S. adults who are members of Pew Research Center's nationally representative American Trends Panel. **(PEW Research Center)**

April 19, 2018

[4.6 Society](#) » [Media/ New Media](#)

533-16 [A majority of U.S. teens fear a shooting could happen at their school, and most parents share their concern](#) [\(Click for details\)](#)

(USA) Overall, 57% of teens say they are worried about the possibility of a shooting happening at their school, with one-in-four saying they are very worried. About three-in-ten (29%) say they are not too worried about this, and just 13% say they are not at all worried. **(PEW Research Center)**

April 18, 2018

[4.12 Society](#) » [Crime](#)

533-17 [Asylum claims in Canada reached highest level in decades in 2017](#) [\(Click for details\)](#)

(Canada) The 50,420 asylum applications Canada received in 2017 were more than double the 23,930 it received in 2016. Applications that meet basic eligibility requirements, such as having no serious criminal convictions, are referred to Canada's Immigration and Refugee Board for further review; the vast majority of applications in 2017 received this referral. **(PEW Research Center)**

April 16, 2018



Page 5 of 10

Disclaimer: Gilani's Gallopedia is a not for profit activity and every effort has been made to give attribution to respective polling organizations. All material presented here is available elsewhere as public information. Readers may please visit the original source for further details. Gilani Research foundation does not bear any responsibility for accuracy of data or the methods and does not claim any proprietary rights benefits or responsibilities thereof.

4.8 Society » Immigration/Refugees

533-18 [The Future of Well-Being in a Tech-Saturated World](#) (Click for details)

(USA) A plurality of experts say digital life will continue to expand people's boundaries and opportunities in the coming decade and that the world to come will produce more help than harm in people's lives. Still, nearly a third think that digital life will be mostly harmful to people's health, mental fitness and happiness. Most say there are solutions. (PEW Research Center)

April 17, 2018

3.11 Economy » Science & Technology



► AUSTRALASIA

533-19 [Australian betting market dominated by racing](#) (Click for details)

(Australia) Sports betting has gained prominence in recent years but analysing the overall betting market shows that racing – whether horse racing, harness racing or greyhound racing – still commands nearly 75% of the Australian betting market. Horse racing is the dominant form of betting comprising 50.9% of the betting market with a further 12.5% bet on greyhound racing and 11.4% bet on harness racing. (Roy Morgan)

April 20, 2018

4.15 Society » Sports

533-20 [\\$40b+ fresh food market dominated by fresh fruit & vegetables and fresh meat](#) (Click for details)

(Australia) Australia's \$40 billion+ fresh food market is dominated by the two staples of fresh fruit & veg representing 45.6% share of the market and fresh meat, or 33.7% of the market in the latest Roy Morgan results in the year to December 2017. Other categories of fresh food have a much smaller share of the overall fresh food market including fresh bread on 7.5%, fresh deli on 6.8% and fresh seafood on 6.4%.

(Roy Morgan)

April 20, 2018

3.2 Economy » Consumer Confidence/Protection



Page 6 of 10

Disclaimer: Gilani's Gallopedia is a not for profit activity and every effort has been made to give attribution to respective polling organizations. All material presented here is available elsewhere as public information. Readers may please visit the original source for further details. Gilani Research foundation does not bear any responsibility for accuracy of data or the methods and does not claim any proprietary rights benefits or responsibilities thereof.

***Archives:** Gilani's Gallopedia has been compiled on a weekly basis since January 2007. Previous material is available upon request. Please contact sara.salam@gilanifoundation.com

Topic of the week:

One in Four Americans Feel U.S. Children Are Not Respected

► This page is devoted to opinions of countries whose polling activity is generally not known very widely or where a recent topical issue requires special attention.

One in Four Americans Feel U.S. Children Are Not Respected



WASHINGTON, D.C. -- The student-led reaction to recent school shootings in the U.S. has sparked a national discussion about how best to protect America's children from violence. However, about one in four Americans feel that the country can make progress in the way children are treated in their everyday lives.



Before the recent school shootings in Parkland, Florida, 73% of U.S. adults said children in the country are treated with respect and dignity, while 24% disagreed. The "yes" percentage places the U.S. in the bottom one-third of wealthy OECD economies on this measure.

Respect for Children in OECD Countries

Do you believe that children in this country are treated with respect and dignity, or not?

	% Yes		% Yes		% Yes
Finland	93	Austria	86	United States	73
Switzerland	92	Australia	84	Portugal	73
Canada	92	France	84	Germany	71
Ireland	92	Denmark	83	Hungary	70
Norway	90	United Kingdom	83	Japan	64
Netherlands	89	Israel	83	Latvia	62
Belgium	89	Poland	82	Mexico	49
Spain	89	Iceland	81	Greece	48
Slovakia	89	Slovenia	81	South Korea	46
Luxembourg	88	Estonia	77	Chile	45
Sweden	87	Italy	76	Turkey	44
Czech Republic	87	New Zealand	74		

Percentage "yes" among OECD member countries

Page 7 of 10

Disclaimer: Gilani's Gallopedia is a not for profit activity and every effort has been made to give attribution to respective polling organizations. All material presented here is available elsewhere as public information. Readers may please visit the original source for further details. Gilani Research foundation does not bear any responsibility for accuracy of data or the methods and does not claim any proprietary rights benefits or responsibilities thereof.

GALLUP WORLD POLL

A slightly higher proportion of Americans -- 77% -- say most children in the U.S. have the opportunity to learn and grow every day, while 22% disagree. However, these results also place the U.S. among the lower-ranked OECD members.

The OECD countries at the top of the rankings tend to be more egalitarian than the U.S. according to their Gini coefficients, a common measure of income inequality. In the U.S., those in the lowest income grouping -- the poorest 20% -- are least likely to feel children are treated with respect and dignity, at 65%. By contrast, 77% of those in the top 40% of household incomes say children in the U.S. are treated with respect and dignity.

There are also significant differences on this measure across racial groups in the U.S.; about six in 10 black Americans (61%) say children in the U.S. are treated with respect and dignity, vs. three-fourths (75%) of whites.

Perceptions of Children's Status in the United States
Percentage of Americans who agree, by racial group

	White	Black
	%	%
Children are treated with respect and dignity	75	61

GALLUP WORLD POLL

These data point to the persistent opportunity gap facing disadvantaged children in the U.S. Adults who struggle with poverty and discrimination may have first-hand knowledge of ways in which many of the country's children are denied chances to reach their full potential because of circumstances beyond their control. The issue has also attracted the attention of high-profile scholars such as Harvard sociologist Robert D. Putnam, whose 2015 book, *Our Kids: The American Dream in Crisis*, uses a wealth of statistics and research to demonstrate how the life chances of children in rich and poor American families are different and continuing to diverge.

Putnam and other researchers argue that in some ways the U.S. education system now suppresses rather than supports social mobility, since children from more affluent families are better prepared for college and better able to pay for it. In addition to wondering how to keep their kids safe at school, many Americans face the question of how to ensure their children receive an education that allows them to thrive in a complex and rapidly changing world.

Implications

Page 8 of 10

Disclaimer: Gilani's Gallopedia is a not for profit activity and every effort has been made to give attribution to respective polling organizations. All material presented here is available elsewhere as public information. Readers may please visit the original source for further details. Gilani Research foundation does not bear any responsibility for accuracy of data or the methods and does not claim any proprietary rights benefits or responsibilities thereof.

Another recent Gallup poll found that 61% of Americans now say it is very or somewhat likely that the country's youth will have a better life than their parents did. That figure is up substantially from a low point of 44% in 2011, during the aftermath of the Great Recession. Nonetheless, it leaves considerable room for improvement in a country that bills itself as the Land of Opportunity, particularly during a period of healthy economic growth.

A recent UNICEF report on children in the developed world noted that "long-term, inclusive and sustainable social goals are best met through attention to the needs of children." Gallup's international data indicate that, compared with residents in many other developed countries, many Americans feel the nation has work to do in ensuring its children -- especially those vulnerable to poverty and lack of opportunity -- are afforded a sense of dignity that allows them to visualize their true potential.

SURVEY METHODS

Results are based on telephone interviews with approximately 1,000 adults, aged 15 and older, in each country between Feb. 27 and Sept. 21, 2017. For results based on the total samples at the country level, the margin of sampling error is ± 3.4 to ± 5.0 percentage points at the 95% confidence level. The margin of error reflects the influence of data weighting. In addition to sampling error, question wording and practical difficulties in conducting surveys can introduce error or bias into the findings of public opinion polls.

Source:http://news.gallup.com/poll/232502/one-four-americans-feel-children-not-respected.aspx?g_source=link_NEWSV9&g_medium=NEWSFEED&g_campaign=item_&g_content=One%2520in%2520Four%2520Americans%2520Feel%2520U.S.%2520Children%2520Are%2520Not%2520Respected

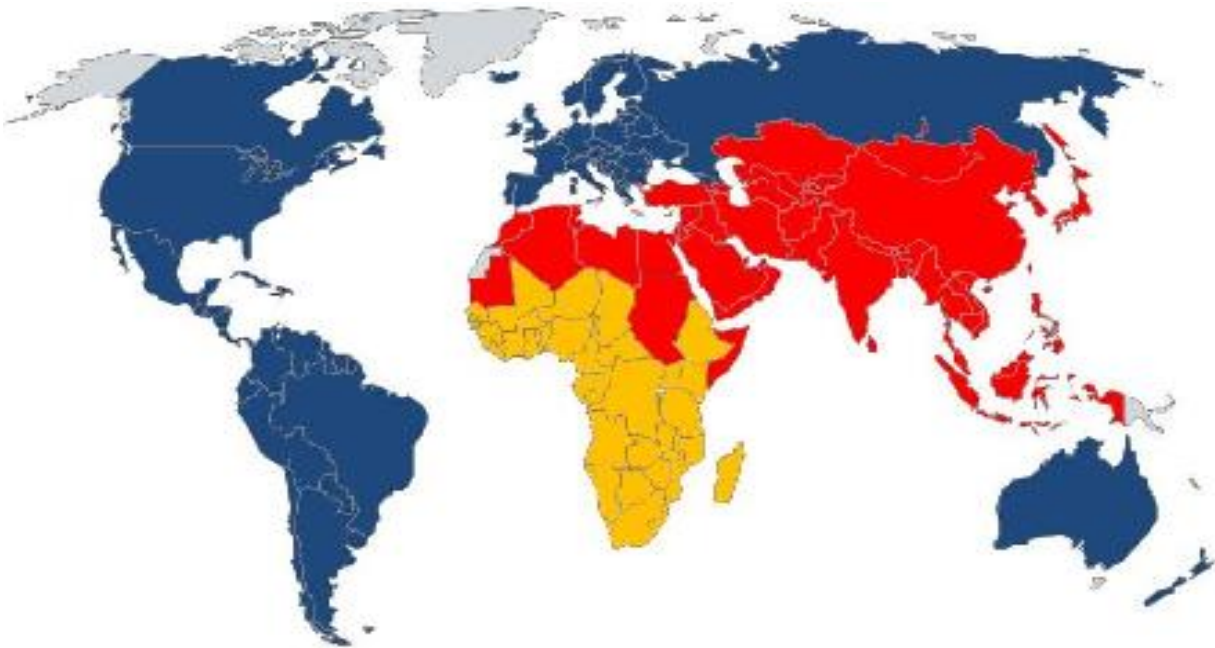
Gilani's Gallopedia (2007-2018)

A Quantitative Analysis

A quantitative analysis of global polls monitored during the 8 year period January 2007 – January 2014

KEY STATISTICS

- 1- Number of Surveys (*a selection on key political and social issues*): \approx 6,805 polls during the period 2007-2014
- 2- Subjects of Interest (*we have made a list of 125 subjects, further grouped into 9 broad categories, namely: **Governance, Globalization** (inclusive of global economic issues) **Global Conflicts** (conflict zones), **Global leaders** (USA and Emerging powers), **Global Environment, Family, Religion, and other miscellaneous***)
- 3- Number of **countries** covered by one or more surveys: \approx 178 during the period 2007-2014
- 4- Number **polling organizations** whose polls have been cited: \approx 358 during the period 2007-2014



Page 10 of 10

Disclaimer: Gilani's Gallopedia is a not for profit activity and every effort has been made to give attribution to respective polling organizations. All material presented here is available elsewhere as public information. Readers may please visit the original source for further details. Gilani Research foundation does not bear any responsibility for accuracy of data or the methods and does not claim any proprietary rights benefits or responsibilities thereof.

***Archives:** Gilani's Gallopedia has been compiled on a weekly basis since January 2007. Previous material is available upon request. Please contact sara.salam@gilanifoundation.com