

Gallopedia

From **Gilani Research Foundation**

September 2018, Issue # **554***

Compiled on a weekly basis since January 2007

Gilani's Gallopedia is a weekly Digest of Opinions in a globalized world - one window on global opinion polling compiled by Gilani Research Foundation

Who are we?

Gilani's Gallopedia is a weekly digest of opinions in a globalized world. It provides a one window access to Global Opinion Polls on a weekly basis. It is produced by a team of researchers led by Dr. Ijaz Shafi Gilani, and is a not for profit public service. It is co-edited by Mishal Javed and Umamah Ashraf.

Our name reflects the rapid pace at which global polls are brought to the community of pollsters and other interested readers. Gilani's Gallopedia is not related to any polling agency and makes its selection from any publically available poll based on its relevance to our reader's interests. Over the years it has reported polls conducted by over 350 agencies and institutions.

Contact Details:

Sara Salam

Assistant Manager

Gilani Research Foundation

Email: sara.salam@gilanifoundation.com



[Topic of the week: \(Click for details\)](#)

INSIDE THIS ISSUE

THIS BI-WEEKLY REPORT CONSISTS OF **20**
NATIONAL & MULTI COUNTRY SURVEYS **9**
POLLING ORGANIZATIONS HAVE BEEN
REPRESENTED.

Pg **2** [Asia zone](#)
this week- **02** national
polls

Pg **2** [Africas zone](#)
this week- **02** national
poll

Pg **3** [Euro Americas zone](#)
this week- **1** multi-
country studies and **15**
national polls

Pg **6** [TOPIC OF THE WEEK:](#)
[A majority of Europeans](#)
[favor taking in refugees,](#)
[but most disapprove of](#)
[EU's handling of the issue](#)



Countries are represented in blue; Polling organizations are represented in pink. For reference to source of each poll clicks to detail are provided in the text



Asia Zone

► MIDDLE EAST& NORTH AFRICA; WEST ASIA; SOUTH ASIA; NORTH ASIA;
EAST ASIA

► SOUTHEAST ASIA:

554-1 [Second Quarter 2018 Social Weather Survey: Victimization by any crime falls to 5.3%](#) (Click for Details)

(Philippines) The Second Quarter 2018 Social Weather Survey, done on June 27-30, 2018, found 5.3% (est. 1.2 million) of families reporting victimization by any of the common crimes (pickpocket or robbery of personal property, break-ins, carnapping, and physical violence) within the past six months [Charts 1 and 2, Table 1]. This is 1.3 points below the 6.6% (est. 1.5 million) in March 2018, and the lowest since the record-low 3.7% in June 2017. (SWS)

September 20, 2018

4.12 Society » Crime



► MENA:

554-2 [ADNOC Distribution: The widespread introduction of self-service refuelling leads to perception shift](#) (Click for Details)

(UAE) Overall brand health perception as measured by Index dropped from 18.1 in mid- June to a low of 12.4 at the end of July. However, the brand recovered slightly by the end of August to 14.2 points. Sentiment towards the brand also suffered a similar fate declining from 14.7 down to a low of 10.1 in early July but has since recovered to 13.4 nationally by the end of August. (YouGov MENA)

September 20, 2018

3.1 Economy » Perceptions on Performance/ Well-Being



Africa Zone

► WEST AFRICA; EAST AFRICA; CENTRAL AFRICA;
SOUTHERN AFRICA

554-3 [Currency reform: Zimbabweans reject bond notes and rand, prefer either U.S. or Zim dollar](#) (Click for Details)

(Zimbabwe) On a pressing issue facing Zimbabwe's new government – currency reform – the country's citizens express a strong preference for using the U.S. dollar or Zimbabwe dollar rather than bond notes or the South African rand, according to a recent public opinion survey.

(Afrobarometer)

September 19, 2018

3.2 Economy » Consumer Confidence/Protection



554-4 [New Poll Reveals Low Rate of PVC Collection](#) (Click for Details)

(Nigeria) A new public opinion poll conducted by NOI Polls has revealed that almost 7 in 10 Nigerians (68 percent) who registered since the commencement of the Independent National Electoral Commission (INEC) Continuous Voter Registration (CVR) exercise in April, 2017 are yet to collect their permanent voter's card

Page 2 of 11

Disclaimer: Gilani's Gallopedia is a not for profit activity and every effort has been made to give attribution to respective polling organizations. All material presented here is available elsewhere as public information. Readers may please visit the original source for further details. Gilani Research foundation does not bear any responsibility for accuracy of data or the methods and does not claim any proprietary rights benefits or responsibilities thereof.

(PVC). Most people who are yet to collect their PVCs reported that they have checked but were told by INEC officials that their PVCs were not yet ready for collection. (NOI Polls)

September 18, 2018

[1.1 Domestic Politics » Election](#)

Euro Americas Zone

▶ EAST EUROPE, WEST EUROPE; NORTH AMERICA; LATIN AMERICA & AUSTRALASIA

▶ WEST EUROPE:

554-5 [Most Western Europeans favor at least some restrictions on Muslim women's religious clothing](#) (Click for Details)

The prevailing view (a regional median of 50%) is that Muslim women should be allowed to wear religious clothing as long as it does *not* cover their face. Fewer (regional median of 23%) say Muslim women should not be allowed to wear *any* religious clothing. (PEW Research Center)



September 17, 2018

[4.1 Society » Religion](#)

[4.3 Society » Ethnicity](#)

[4.13 Society » Social Problems](#)

554-6 [One in five Brits think it's ok for MPs and CEOs to smoke cannabis](#) (Click for Details)

(UK) Now a new YouGov survey reveals that almost one in five Brits (19%) believe it is acceptable for public figures like politicians or chief executives to be in post while at least occasionally taking cannabis. (YouGov UK)

September 20, 2018

[4.7 Society » Morality, Values & Customs / Lifestyle](#)

554-7 [Dungeons and Dragons: one in three Britons are "Neutral Good"](#) (Click for Details)

(UK) RPG players and meme lovers will all be familiar with the concept of the alignment table. The two-axis alignment table was introduced as far back as 1977, with one scale being that from Good to Evil and the other being from Lawful (which emphasises "honour, trustworthiness, obedience to authority, and reliability") to Chaotic (which emphasises "freedom, adaptability, and flexibility"). (YouGov UK)

September 21, 2018

[4.7 Society » Morality, Values & Customs / Lifestyle](#)

554-8 [Five questions Labour should be thinking about in Liverpool](#) (Click for Details)

(UK) This weekend key figures from across the Labour party will be meeting in Liverpool to discuss the future of the party and begin discussing how they can win the next election, whenever it might be called. The latest YouGov / Times poll presents the party with five key questions they should be looking to address over the coming days. (YouGov UK)



September 22, 2018

[1.4 Domestic Politics » Political Parties](#)

[1.2 Domestic Politics » Performance Ratings](#)

Page 3 of 11

Disclaimer: Gilani's Gallopedia is a not for profit activity and every effort has been made to give attribution to respective polling organizations. All material presented here is available elsewhere as public information. Readers may please visit the original source for further details. Gilani Research foundation does not bear any responsibility for accuracy of data or the methods and does not claim any proprietary rights benefits or responsibilities thereof.

554-9 [Britons lack confidence that May, Corbyn or Johnson would get a good Brexit deal](#) [\(Click for Details\)](#)

(UK) As the EU summit in Salzburg begins, seven in ten (70%) Britons say they lack confidence that Theresa May will get a good deal for Britain from other EU leaders in the negotiations, according to the latest Ipsos MORI Political Monitor. This is little change from July (72%), and worse than the six in ten who did not have much confidence at the beginning of the year. (Ipsos MORI)

September 20, 2018

1.2 Domestic Politics » Performance Ratings

► **NORTH AMERICA:**

554-10 [Men, women differ over some qualities they see as essential for political and business leadership](#)

[\(Click for Details\)](#)

(USA) Men and women in the United States generally agree on many of the personal qualities and competencies they see as essential for political and business leaders to have. But there are notable differences in the importance they ascribe to some of those qualities, according to a new Pew Research Center survey. (PEW Research Center)

September 20, 2018

4.7 Society » Morality, Values & Customs / Lifestyle

554-11 [Poor Financial Well-Being for Working Caregivers](#) [\(Click for Details\)](#)

(USA) Working adults in the U.S. who identify themselves as caregivers have substantially lower financial well-being than do their counterparts who are not caregivers. This deficit is particularly large for those younger than 45. (Gallup USA)

September 17, 2018

3.1 Economy » Perceptions on Performance/ Well-Being

3.9 Economy » Financial systems & Institutions

554-12 [Record-Low 12% Cite Economic Issues as Top U.S. Problem](#) [\(Click for Details\)](#)

(USA) A record-low 12% of Americans currently cite some aspect of the economy as the most important problem facing the U.S., down from 17% last month and one percentage point below the previous low of 13% recorded in May 1999. Mentions of the economy as the top problem reached 86% in February 2009, the highest in recent decades. (Gallup USA)

September 17, 2018

3.1 Economy » Perceptions on Performance/ Well-Being

554-13 [Pope Francis Favorability Down Sharply in U.S.](#) [\(Click for Details\)](#)

(USA) Americans' opinions of Pope Francis have become less positive this month, with 53% now holding a favorable opinion of the pontiff, down from 66% in August. However, among U.S. Roman Catholics, perceptions of Francis are unchanged. (Gallup USA)

September 18, 2018

4.1 Society » Religion

554-14 [Opposition to Kavanaugh Had Been Rising Before Accusation](#) [\(Click for Details\)](#)

(USA) In polling conducted last week, partly before and partly after allegations that Brett Kavanaugh sexually assaulted a teenage girl when he was a teen, 39% of Americans said they favored his confirmation to the Supreme Court and 42% were opposed. (Gallup USA)

September 18, 2018

Page 4 of 11

Disclaimer: Gilani's Gallopedia is a not for profit activity and every effort has been made to give attribution to respective polling organizations. All material presented here is available elsewhere as public information. Readers may please visit the original source for further details. Gilani Research foundation does not bear any responsibility for accuracy of data or the methods and does not claim any proprietary rights benefits or responsibilities thereof.

4.9 Society » Justice

554-15 [Snapshot: Congressional Approval at 19% in September](#) (Click for Details)

(USA) Americans continue to have a low opinion of Congress, with 19% of the public currently approving of the job it is doing. This is little changed from the 17% who approved of Congress last month and remains within the 15% to 20% range seen for congressional approval since January of this year. (Gallup USA)

September 20, 2018

1.4 Domestic Politics » Political Parties



554-16 [Snapshot: Republicans Share Trump's Dim View of Sessions](#) (Click for Details)

(USA) President Donald Trump's continued attacks on U.S. Attorney General Jeff Sessions appear to have resulted in Republicans themselves adopting a negative view of the embattled Alabamian. While 32% of Republicans view Sessions favorably, 40% view him unfavorably and 27% don't have an opinion. (Gallup USA)

September 21, 2018

1.2 Domestic Politics » Performance Ratings

554-17 [Women and Leadership 2018](#) (Click for Details)

(USA) Two years after Hillary Clinton became the first woman to win the presidential nomination of a major U.S. political party, and with a record number of women running for Congress in 2018, a majority of Americans say they would like to see more women in top leadership positions – not only in politics, but also in the corporate world – according to a new Pew Research Center survey. (PEW Research Center)

September 20, 2018

4.5 Society » Gender Issues

► AUSTRALASIA:

554-18 [Wealth inequality in Australia is getting worse](#) (Click for Details)

(Australia) The first edition of the Roy Morgan Wealth Report, just released, shows that while some indicators improved –the gender gap in wealth has narrowed from 26.5% to 10.6% over ten years – the rich are getting substantially richer while poorer cohorts are making minimal progress. The report is based on over half a million in depth face-to-face interviews conducted over the decade from 2007 to 2017 across Australia. (Roy Morgan)

September 21, 2018

3.9 Economy » Financial systems & Institutions

3.5 Economy » Poverty



554-19 [90% of Australians want a National Crimes Authority established](#) (Click for Details)

(Australia) Its official an overwhelming majority of Australians (90%) say the Federal Government should establish a National Crimes Authority to investigate Federal Government, union and private sector corruption according to a special SMS Morgan Poll. (Roy Morgan)

September 21, 2018

4.12 Society » Crime

Page 5 of 11

Disclaimer: Gilani's Gallopedia is a not for profit activity and every effort has been made to give attribution to respective polling organizations. All material presented here is available elsewhere as public information. Readers may please visit the original source for further details. Gilani Research foundation does not bear any responsibility for accuracy of data or the methods and does not claim any proprietary rights benefits or responsibilities thereof.

► **MULTI COUNTRY STUDIES:**

554-20 [A majority of Europeans favor taking in refugees, but most disapprove of EU's handling of the issue](#) (Click for Details)

Three years after a record 1.3 million migrants sought asylum in Europe, a majority of people in several European countries say they support taking in refugees who are fleeing violence and war, according to a Pew Research Center survey. However, most people in these countries disapprove of the way the European Union has dealt with the refugee issue. (PEW Research Center)

September 19, 2018

4.8 Society » Immigration/Refugees

Topic of the week:

A majority of Europeans favor taking in refugees, but most disapprove of EU's handling of the issue

► This page is devoted to opinions of countries whose polling activity is generally not known very widely or where a recent topical issue requires special attention.

[A majority of Europeans favor taking in refugees, but most disapprove of EU's handling of the issue](#)



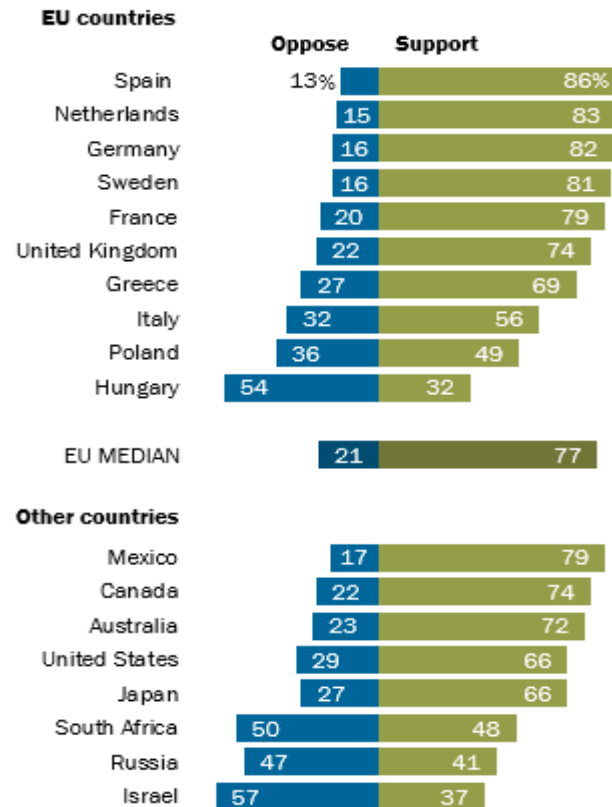
Three years after a record 1.3 million migrants sought asylum in Europe, a majority of people in several European countries say they support taking in refugees who are fleeing violence and war, according to a Pew Research Center survey. However, most people in these countries disapprove of the way the European Union has dealt with the refugee issue.

Page 6 of 11

Disclaimer: Gilani's Gallopedia is a not for profit activity and every effort has been made to give attribution to respective polling organizations. All material presented here is available elsewhere as public information. Readers may please visit the original source for further details. Gilani Research foundation does not bear any responsibility for accuracy of data or the methods and does not claim any proprietary rights benefits or responsibilities thereof.

Majorities in several EU countries support taking in refugees

Thinking about immigration, would you _____ taking in refugees from countries where people are fleeing violence and war?



Note: Volunteered responses of don't know and refused not shown.
Source: Spring 2018 Global Attitudes Survey. Q53a.

PEW RESEARCH CENTER

About three-quarters or more of adults in Spain, the Netherlands, France and the United Kingdom support taking in refugees from countries where people are fleeing violence and war, according to a global survey conducted in the spring of 2018 that included 10 EU countries. Similar shares in Germany and Sweden – which saw large influxes of migrants seeking refugee status in 2015 and 2016 – back taking in refugees.

There is also majority support for taking in refugees in Greece and Italy, which have been main entry points into Europe for migrants in recent years. Notably, people in these countries generally expressed negative views toward refugees following the 2015 migration surge.

People in Poland and Hungary are less likely to support taking in refugees. About half in Poland (49%) voice support, and only about a third (32%) say the same in Hungary, where thousands of migrants sought asylum in 2015. In June, Hungary's parliament passed legislation that made it a crime to assist asylum seekers and refugees – one reason why the European Parliament recently voted to pursue sanctions against Hungary for not upholding core EU values.

Support for taking in refugees varies around the world. About two-thirds or more of people in Mexico, Canada, Australia, the United States and Japan say they support taking refugees from countries where people are fleeing violence or war. This support comes at a time when the number of refugees allowed to resettle in Canada, Australia and the U.S. has decreased. In September, the U.S. announced it would resettle a maximum of 30,000 refugees during fiscal 2019, a record low.

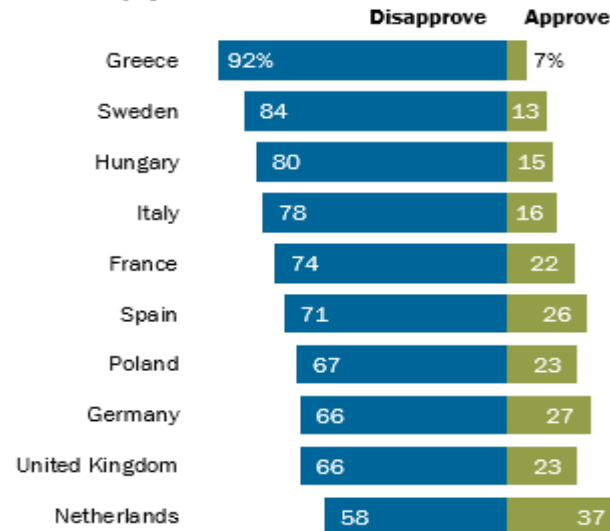
There is mixed support, however, in South Africa, Russia and Israel, where roughly half or fewer say they support taking in refugees fleeing violence and war.

The EU is grappling with how to handle the ongoing arrival of migrants seeking asylum on its shores. Nearly all of these migrants arrive on the Mediterranean shores of Greece, Italy or Spain; more than 2 million migrants have entered Europe this way since 2009. About half have come from the Middle East-North Africa region, including large numbers of Syrians and Iraqis displaced by conflict. Hundreds of thousands from sub-Saharan Africa have also arrived.

Most migrants apply for asylum after arriving in a European country in hopes of gaining refugee status. Asylum seekers then often wait for months, if not years, to have their applications processed. Those who obtain refugee status receive permission to stay in the country a year or longer, and many receive help to integrate. Not all asylum seekers receive refugee status. Rejected applicants who do not appeal the decision are required to leave Europe either voluntarily or through deportation, though some remain in Europe without authorization.

In several European countries, most disapprove of how EU has handled the refugee issue

Do you ___ of the way the European Union is dealing with the refugee issue?



Note: Volunteered responses of don't know and refused not shown.

Source: Spring 2018 Global Attitudes Survey. Q41b

PEW RESEARCH CENTER

While people in some EU countries support taking in refugees, there is widespread disapproval of how the EU has handled the refugee issue, the survey finds. In Greece, Sweden, Hungary and Italy, about eight-in-ten or more disapprove of the way the EU is dealing with the issue. In fact, across all 10 EU countries surveyed, majorities disapprove of how the EU is dealing with the refugee issue.

Europeans were not asked what elements of the EU's actions on refugees they disapprove of. However, disapproval levels in Germany, Hungary, the Netherlands and Sweden are at similar levels as in 2016, immediately following the migration surge. A previous Pew Research Center survey showed that majorities in most EU countries surveyed prefer that their national government, and not the EU, make decisions on migration issues.

In many countries, disapproval levels with how the EU has dealt with the refugee issue have exceeded disapproval rates of the EU's handling of the economy, according to the Center's spring 2017 survey. This suggests that the refugee issue is not simply a sign of broader disapproval of the EU.

Discontent with how the EU is dealing with the refugee issue comes as Austria holds the European Union's presidency through the end of 2018. Austria is advocating for policies that prevent migrants from entering Europe without authorization and applying for asylum.

Source: <http://www.pewresearch.org/fact-tank/2018/09/19/a-majority-of-europeans-favor-taking-in-refugees-but-most-disapprove-of-eus-handling-of-the-issue/>

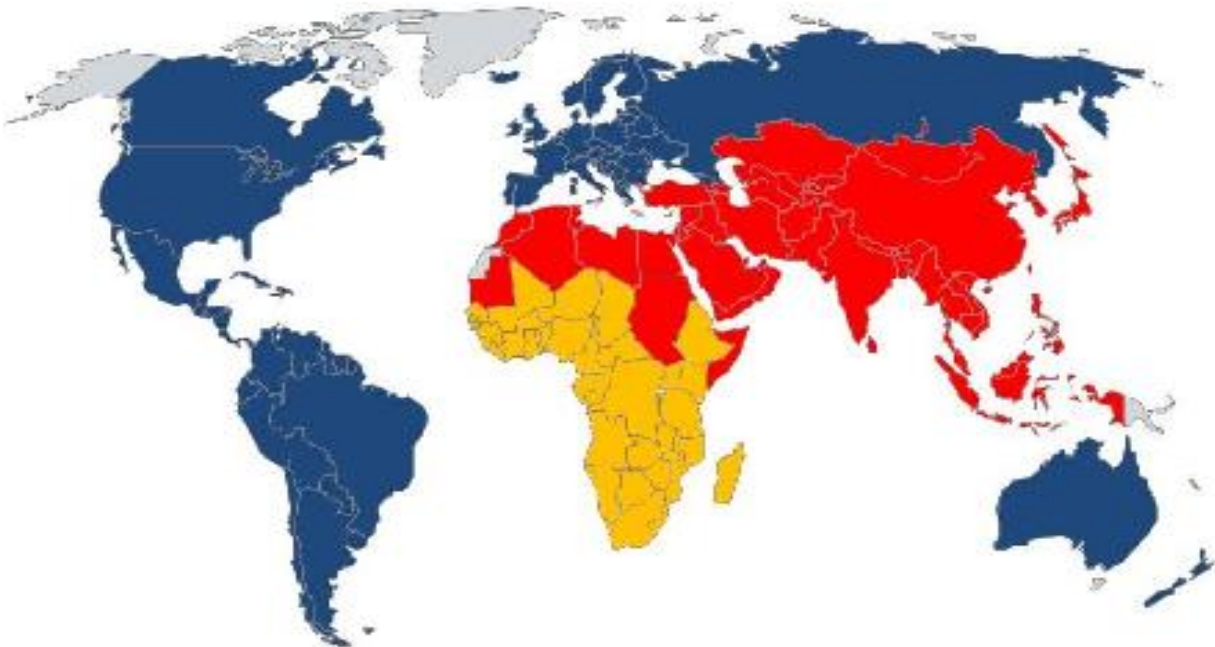
Gilani's Gallopedia (2007-2018)

A Quantitative Analysis

A quantitative analysis of global polls monitored during the 8 year period January 2007 – January 2014

KEY STATISTICS

- 1- Number of Surveys (*a selection on key political and social issues*): \approx 6,805 polls during the period 2007-2014
- 2- Subjects of Interest (*we have made a list of 125 subjects, further grouped into 9 broad categories, namely: **Governance, Globalization** (inclusive of global economic issues) **Global Conflicts** (conflict zones), **Global leaders** (USA and Emerging powers), **Global Environment, Family, Religion, and other miscellaneous***)
- 3- Number of **countries** covered by one or more surveys: \approx 178 during the period 2007-2014
- 4- Number **polling organizations** whose polls have been cited: \approx 358 during the period 2007-2014



Page 11 of 11

Disclaimer: Gilani's Gallopedia is a not for profit activity and every effort has been made to give attribution to respective polling organizations. All material presented here is available elsewhere as public information. Readers may please visit the original source for further details. Gilani Research foundation does not bear any responsibility for accuracy of data or the methods and does not claim any proprietary rights benefits or responsibilities thereof.