

Gallopedia

From **Gilani Research Foundation**

October 2018, Issue # **555***

Compiled on a weekly basis since January 2007

Gilani's Gallopedia is a weekly Digest of Opinions in a globalized world - one window on global opinion polling compiled by Gilani Research Foundation

Who are we?

Gilani's Gallopedia is a weekly digest of opinions in a globalized world. It provides a one window access to Global Opinion Polls on a weekly basis. It is produced by a team of researchers led by Dr. Ijaz Shafi Gilani, and is a not for profit public service. It is co-edited by Mishal Javed and Umamah Ashraf.

Our name reflects the rapid pace at which global polls are brought to the community of pollsters and other interested readers. Gilani's Gallopedia is not related to any polling agency and makes its selection from any publically available poll based on its relevance to our reader's interests. Over the years it has reported polls conducted by over 350 agencies and institutions.

Contact Details:

Sara Salam

Assistant Manager

Gilani Research Foundation

Email: sara.salam@gilanifoundation.com



[Topic of the week: \(Click for details\)](#)

INSIDE THIS ISSUE

THIS BI-WEEKLY REPORT CONSISTS OF **23**
NATIONAL & MULTI COUNTRY SURVEYS **8**
POLLING ORGANIZATIONS HAVE BEEN
REPRESENTED.

Pg **2** [Asia zone](#)
this week- **01** multi-
country study and **01**
national poll



Pg **2** [Africas zone](#)
this week- **01** national
poll



Pg **3** [Euro Americas zone](#)
this week- **2** multi-
country studies and **18**
national polls



Pg **6** [TOPIC OF THE WEEK:](#)
[Are the troops](#)
[heroes? Americans,](#)
[Britons and Germans](#)
[feel very differently](#)



Countries are represented in blue; Polling organizations are represented in pink. For reference to source of each poll clicks to detail are provided in the text



Asia Zone

▶ MIDDLE EAST & NORTH AFRICA; WEST ASIA; SOUTH ASIA; NORTH ASIA; EAST ASIA

▶ SOUTH-EAST ASIA:

555-1 [Second Quarter 2018 Social Weather Survey: Three in five Pinoys say the arrest of idlers \(“tambay”\) by police is a violation of human rights](#) [\(Click for Details\)](#)

(Philippines) The Second Quarter 2018 Social Weather Survey, fielded on June 27-30, 2018, found that 60% of adult Filipinos agree (32% strongly agree and 28% somewhat agree), and 26% disagree (14% somewhat disagree and 11% strongly disagree, correctly rounded), that “Police arresting idlers or ‘tambays’ is a violation of their human rights.” The remaining 14% are undecided. (SWS)

September 23, 2018

4.9 Society » Justice

▶ MENA:

554-2 [iPhone, Facebook and Saudia are the most talked about brands among Middle East millennials](#) [\(Click for Details\)](#)

YouGov's daily brand tracking tool, BrandIndex, considered the opinions of respondents aged between 18 and 34, collected online over the past year, to discover the 10 brands they've talked about the most positively with friends and family, whether in person, online or through social media. (YouGov MENA)



September 24, 2018

4.6 Society » Media/ New Media



Africa Zone

▶ WEST AFRICA; EAST AFRICA; CENTRAL AFRICA; SOUTHERN AFRICA

▶ AFRICA:

555-3 [International Day of Peace; A Call to Strengthen Peace And Unity In Nigeria](#) [\(Click for Details\)](#)

(Nigeria) An excerpt from NOIPolls national survey conducted in 2017 highlighted that after over 100 years of existence and over 57 years of independence, a larger proportion of respondents (60 percent) are of the opinion that Nigeria has fared well as one nation despite periods of conflicts, while 40 percent thought otherwise. (NOI Polls)



September 25, 2018

4.13 Society » Social Problems

Euro Americas Zone

► EAST EUROPE, WEST EUROPE; NORTH AMERICA; LATIN AMERICA
& AUSTRALASIA

► WEST EUROPE:

555-4 [Saturday evening is the best time of the week](#) (Click for Details)

(UK) YouGov can now officially declare Saturday evening to be the best point of the week, with a new survey revealing that 68% of Britons say it is a good time of the week, putting it just ahead of Saturday afternoon (67%) and Friday evening (66%). (YouGov UK)



September 24, 2018

4.7 Society » Morality, Values & Customs / Lifestyle

555-5 [Who cares about party conferences? Not the British public](#) (Click for Details)

(UK) Now new YouGov research shows that almost three quarters of Brits (72%) are barely paying attention to what is going on at the political events of the season. This includes 30% who say they pay “no attention at all”. (YouGov UK)

September 24, 2018

1.4 Domestic Politics » Political Parties

4.7 Society » Morality, Values & Customs / Lifestyle

555-6 [Who would the public prefer to be Prime Minister: Jeremy Corbyn or Boris Johnson?](#) (Click for Details)

(UK) In fact, four in ten Brits feel that the Boris vs Corbyn contest provides a candidate they would feel happy with as Prime Minister: 21% would choose Corbyn and be happy doing so, while 19% say the same for Boris. (YouGov UK)

September 26, 2018

1.1 Domestic Politics » Elections

1.2 Domestic Politics » Performance Ratings

555-7 [Netflix retains position as most positively talked about brand among millennials](#) (Click for Details)

(UK) Netflix is the most positively talked about brand among millennials for the second year in a row, new YouGov research shows. For the second consecutive year the streaming service has topped YouGov's Millennial Rankings, which considers which brands 18-34 year olds have discussed in favourable terms among family and friends. (YouGov UK)



September 27, 2018

4.6 Society » Media/ New Media

555-8 [The Conservative party is still more disliked than Labour](#) (Click for Details)

(UK) In the week before the Conservative party conference, the latest Ipsos MORI Political Monitor reveals that only a third (33%) of the British public agree that Theresa May has the what it takes to be a good Prime Minister – no change from July this year however down from 55% just before she took office in July 2016. (Ipsos MORI)

Page 3 of 11

Disclaimer: Gilani's Gallopedia is a not for profit activity and every effort has been made to give attribution to respective polling organizations. All material presented here is available elsewhere as public information. Readers may please visit the original source for further details. Gilani Research foundation does not bear any responsibility for accuracy of data or the methods and does not claim any proprietary rights benefits or responsibilities thereof.

September 27, 2018

[1.4 Domestic Politics » Political Parties](#)► **NORTH AMERICA:**555-9 [Few women lead large U.S. companies, despite modest gains over past decade](#) [\(Click for Details\)](#)

(USA) Women hold a small share of top executive positions in U.S. corporations – roughly 5% to 12%, depending on which group of companies you're looking at and how broadly you define "top executives." While women are still underrepresented in these positions, there has been a small increase in the share of women executives over the past decade. [\(PEW Research Center\)](#)

September 26, 2018

[4.5 Society » Gender Issues](#)555-10 [Many Americans say women are better than men at creating safe, respectful workplaces](#) [\(Click for Details\)](#)

(USA) Overall, 89% of adults say it is essential for today's business leaders to create a safe and respectful workplace, according to a [new Pew Research Center survey](#). This ranks at the top of a list of qualities and behaviors the public views as essential for corporate leadership, along with being honest and ethical and providing fair pay and good benefits. [\(PEW Research Center\)](#)



September 25, 2018

[4.5 Society » Gender Issues](#)555-11 [Internet, social media use and device ownership in U.S. have plateaued after years of growth](#) [\(Click for Details\)](#)

(USA) The use of digital technology has had a long stretch of rapid growth in the United States, but the share of Americans who go online, use social media or own key devices has remained stable the past two years, according to a new analysis of Pew Research Center data. [\(PEW Research Center\)](#)

September 28, 2018

[4.6 Society » Media/ New Media](#)555-12 [A Majority of Teens Have Experienced Some Form of Cyberbullying](#) [\(Click for Details\)](#)

(USA) A new Pew Research Center survey finds that 59% of U.S. teens have personally experienced at least one of six types of abusive online behaviors. The most common type of harassment youth encounter online is name-calling. Some 42% of teens say they have been called offensive names online or via their cellphone. [\(PEW Research Center\)](#)

September 27, 2018

[4.13 Society » Social Problems](#)555-13 [Partisans Remain Sharply Divided in Their Attitudes About the News Media](#) [\(Click for Details\)](#)

(USA) After a year of continued tension between President Donald Trump and the news media, the partisan divides in attitudes toward the news media that widened in the wake of the 2016 presidential election remain stark, according to a new Pew Research Center analysis of survey data of 5,035 U.S. adults collected between Feb. 22 and March 4, 2018. [\(PEW Research Center\)](#)



September 25, 2018

[4.13 Society » Social Problems](#)**Page 4 of 11**

Disclaimer: Gilani's Gallopedia is a not for profit activity and every effort has been made to give attribution to respective polling organizations. All material presented here is available elsewhere as public information. Readers may please visit the original source for further details. Gilani Research foundation does not bear any responsibility for accuracy of data or the methods and does not claim any proprietary rights benefits or responsibilities thereof.

555-14 [Voter Enthusiasm at Record High in Nationalized Midterm Environment](#) (Click for Details)

(USA) With less than six weeks to go before the elections for Congress, voter enthusiasm is at its highest level during any midterm in more than two decades. And a record share of registered voters – 72% – say the issue of which party controls Congress will be a factor in their vote. (PEW Research Center)

September 26, 2018

1.1 Domestic Politics » Elections

555-15 [Views of Mueller's investigation – and Trump's handling of the probe – turn more partisan](#) (Click for Details)

(USA) The latest survey by Pew Research Center, conducted Sept. 18-23 among 1,622 adults, finds little overall change in opinions since June about Trump's handling of Mueller's investigation. A majority (59%) continues to say they are not too confident (17%) or not confident at all (42%) in Trump to handle the investigation appropriately. (PEW Research Center)



September 24, 2018

1.2 Domestic Politics » Performance Ratings

555-16 [Americans Give GOP Slim Edge to Ensure Security, Prosperity](#) (Click for Details)

(USA) The GOP holds a six-percentage-point advantage on security, 47% to 41%, and a five-point edge on prosperity, 47% to 42%. At the same time, Americans are evenly split as to which party would better handle the "most important problem" facing the country. (Gallup USA)

September 26, 2018

1.4 Domestic Politics » Political Parties

555-17 [More U.S. Voters Plan to Send Message About Trump This Fall](#) (Click for Details)

(USA) A majority of U.S. registered voters, 56%, say they plan to use their vote in this year's midterm elections to send a message about President Donald Trump. That includes 25% who say their vote will be a sign of support for the president and 31% whose vote will express their opposition to him. Fewer voters in June, a combined 43%, planned to send a pro- or anti-Trump message with their vote this fall. (Gallup USA)

September 27, 2018

1.1 Domestic Politics » Elections

555-18 [Hillary Clinton's Favorable Rating Still Low](#) (Click for Details)

(USA) Former Secretary of State Hillary Clinton's favorability with U.S. adults is unchanged from last November -- remaining at a record low (36%). (Gallup USA)

September 28, 2018

1.2 Domestic Politics » Performance Ratings

► **SOUTH AMERICA:**

555-19 [Brazilians Face Confidence Crisis Ahead of Election](#) (Click for Details)

(Brazil) With their faith in their current government mired at record lows, Brazilians are primed for change ahead of elections next month that could chart the future of democracy in the region. In national surveys conducted in late July and August, fewer than one in five Brazilians (17%) expressed confidence in their national government. (Gallup USA)



September 27, 2018

Page 5 of 11

Disclaimer: Gilani's Gallopedia is a not for profit activity and every effort has been made to give attribution to respective polling organizations. All material presented here is available elsewhere as public information. Readers may please visit the original source for further details. Gilani Research foundation does not bear any responsibility for accuracy of data or the methods and does not claim any proprietary rights benefits or responsibilities thereof.

1.1 Domestic Politics » Elections

► AUSTRALASIA:

555-20 [Fintechs outpacing banks in digital payments](#) (Click for Details)

(Australia) The digital payments market is experiencing rapid disruption, with non-bank contactless/cardless mobile payment systems now being used by more Australians (6.5%) than bank-owned solutions (6.4%) according to the newly released. (Roy Morgan)

September 23, 2018

3.13 Economy » Services

555-21 [Google phones win 'Mobile Phone Handset of the month' for first time](#) (Click for Details)

(Australia) Google has won the Roy Morgan Mobile Phone Handset Customer Satisfaction Monthly Award for the first time in August. With its Google phones, such as Pixel and Nexus, Google achieved an impressive customer satisfaction rating of 94% just ahead of long-time favourite Apple iPhone on 92%. (Roy Morgan)

September 27, 2018

3.12 Economy » IT & Telecom

► MULTI COUNTRY STUDIES:

555-22 [Americans, Like Many in Other Advanced Economies, Not Convinced of Trade's Benefits](#) (Click for Details)

Americans and publics in advanced economies are especially skeptical of trade's role in boosting wages – only about three-in-ten in the United States and across the other advanced economies surveyed subscribe to this view. Slightly more Americans think trade lowers prices and generates new jobs (37% and 36%, respectively). (PEW Research Center)

September 26, 2018

3.1 Economy » Perceptions on Performance/ Well-Being

555-23 [Are the troops heroes? Americans, Britons and Germans feel very differently](#) (Click for Details)

The survey asked which members of the armed forces, if any, should be considered heroes. The response is most unified in the US: 50% of Americans say that everyone serving in the armed forces is a hero, regardless of their role or experience. (YouGov UK)

September 26, 2018

2.10 Foreign Affairs & Security » Military Issues/ Defence

Topic of the week:

Are the troops heroes? Americans, Britons and Germans feel very differently

► This page is devoted to opinions of countries whose polling activity is generally not known very widely or where a recent topical issue requires special attention.

Are the troops heroes? Americans, Britons and Germans feel very differently



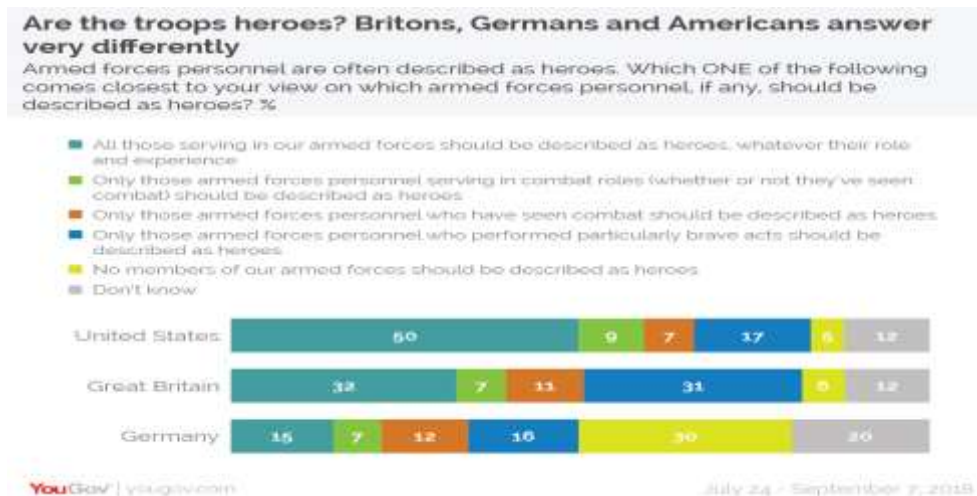
Brits are split between those who think all in the armed are heroes and those who think only those who perform particularly brave acts are

Ever since 2009, the UK has celebrated Armed Forces Day on the last Saturday in June. The event, itself an extension of the three year old Veterans Day celebration, was implemented to raise awareness and appreciation for those who serve in Britain's armed forces.

Members of the armed forces – especially in the United States, but also in Britain – are often referred to as heroes. But [a BBC documentary](#) in 2015 uncovered that many veterans feel uncomfortable with being described as heroes.

Now a new YouGov study conducted in the United States, Great Britain and Germany uncovers drastically different attitudes in each country towards which troops, if any, people consider to be heroes.

The survey asked which members of the armed forces, if any, should be considered heroes. The response is most unified in the US: 50% of Americas say that everyone serving in the armed forces is a hero, regardless of their role or experience.



Page 7 of 11

Disclaimer: Gilani's Gallopedia is a not for profit activity and every effort has been made to give attribution to respective polling organizations. All material presented here is available elsewhere as public information. Readers may please visit the original source for further details. Gilani Research foundation does not bear any responsibility for accuracy of data or the methods and does not claim any proprietary rights benefits or responsibilities thereof.

Britons are split. One third (32%) also consider all armed forces personnel to be heroes, while an opposing third (31%) believe that only those armed forces personnel who have performed particularly brave acts should be described as heroes.

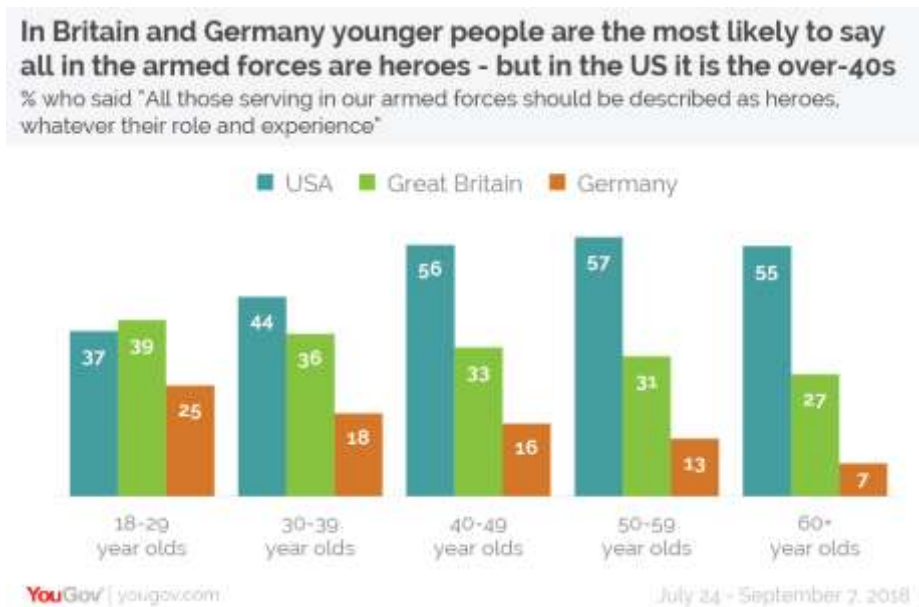
In Germany, the most common response was that no members of the armed forces should be described as heroes. Three out of every ten Germans (30%) gave this answer. By contrast, only 5% of Americans and 6% of Britons said the same.

In Britain and German younger people are the most likely to consider all troops heroes; in the US it is the over-40s

In the US older Americans are most likely to describe all troops as heroes, while younger Americans are less sure. Among Americans aged 40 and over, 55-57% say that all armed forces personnel should be described as heroes, compared to 44% of 30-39 year olds and 37% of 18-29 year olds.

For their part, younger Americans were more likely to answer either that only those serving in combat roles should be described as heroes (12-16% of the under 40s compared to 6-7% of the over 50s), or simply answered “don’t know” (16-21% of the under 40s compared to 5-8% of those aged 50+).

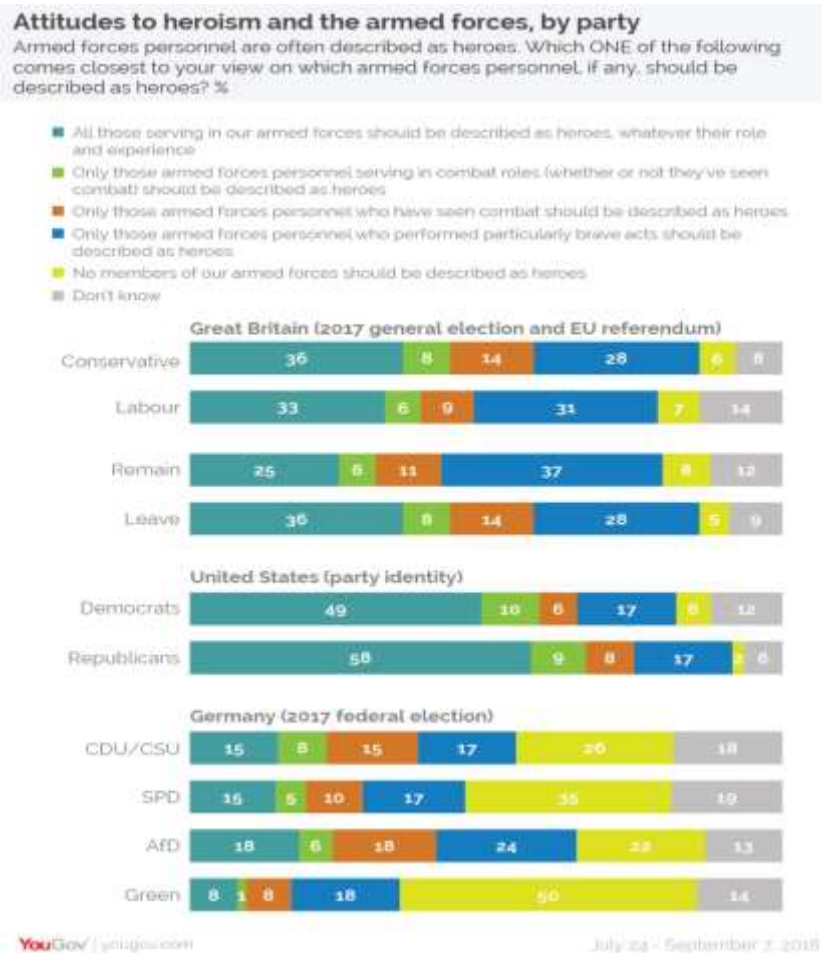
By contrast, in the UK and Germany it is the younger generations who are most likely to believe that all who serve in the armed forces are heroes. In the UK 39% of 18-29 year olds gave this answer – a figure which fell with ever age group down to 27% of 60+ year olds. In Germany the figures are 25% of 18-29 year olds falling to 7% of 60+ year olds.



The motivations of older generations in the two countries are different, however. In Britain older people are more likely to answer that only those troops who had performed brave acts should be described as heroes (37%). In Germany, by contrast, 60+ year olds are most likely to say that no members of the armed forces should be described as heroes (44%) – no doubt a result of war guilt being more present among older Germans.

Republicans, Leave voters and the AfD are the most likely to have more inclusive views of which troops are heroes

In the UK the divide seems to be more between Remainers and Leavers than along traditional party lines, with little difference between the views of Labour and Conservative voters (although Liberal Democrats are markedly different). Leave voters are more likely to describe all troops as heroes (36% vs 25% of Remain voters), while Remain voters were more likely to say that only those in the armed forces who have performed particularly brave acts are heroes (37% vs 28% of Leavers).



In Germany, AfD voters are the least likely to say that none of the troops are heroes, at 22%, and are the only group for whom this answer is not the most commonly given. By contrast, 26% of CDU/CSU say that no troops are heroes, 35% of SPD and 50% of Green.

In the US, Republicans in particular are likely to say that all the troops are heroes, at 59%. Democrats are closer to the national average at 49%, with Independents being less likely at 42%.


American women are much more likely to say all troops are heroes than men

Women in the US are substantially more likely than men to consider all the troops heroes, with a fifteen percentage point gap between the genders (57% of women vs 42% of men).

American women are much more likely to describe all the troops as heroes than American men

Armed forces personnel are often described as heroes. Which ONE of the following comes closest to your view on which armed forces personnel, if any, should be described as heroes? % of 1,202 US adults

- All those serving in our armed forces should be described as heroes, whatever their role and experience
- Only those armed forces personnel serving in combat roles (whether or not they've seen combat) should be described as heroes
- Only those armed forces personnel who have seen combat should be described as heroes
- Only those armed forces personnel who performed particularly brave acts should be described as heroes
- No members of our armed forces should be described as heroes
- Don't know



YouGov | yougov.com

August 29-30, 2018

In the UK, the most notable gender differences are that women are more likely to consider all armed forces personnel as heroes (36% to 28% of men) while men are more likely to say that only those who have performed particularly brave acts are (34% to 28%).

Differences between men and women in Germany are less pronounced, with the largest being that 24% of German women answered “don’t know” compared to 16% of German men.

Photo: Getty

Source: <https://yougov.co.uk/news/2018/09/26/are-troops-heroes-americans-britons-and-germans-fe/>

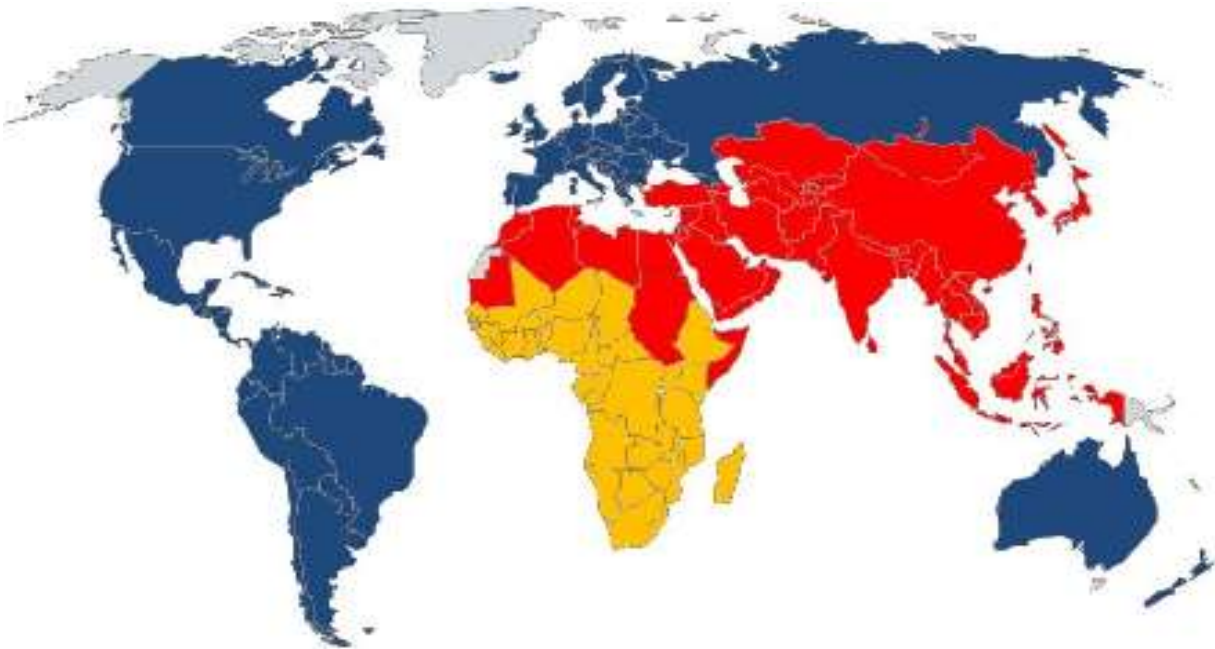
Gilani's Gallopedia (2007-2018)

A Quantitative Analysis

A quantitative analysis of global polls monitored during the 8 year period January 2007 – January 2014

KEY STATISTICS

- 1- Number of Surveys (*a selection on key political and social issues*): \approx 6,805 polls during the period 2007-2014
- 2- Subjects of Interest (*we have made a list of 125 subjects, further grouped into 9 broad categories, namely: **Governance, Globalization** (inclusive of global economic issues) **Global Conflicts** (conflict zones), **Global leaders** (USA and Emerging powers), **Global Environment, Family, Religion, and other miscellaneous***)
- 3- Number of **countries** covered by one or more surveys: \approx 178 during the period 2007-2014
- 4- Number **polling organizations** whose polls have been cited: \approx 358 during the period 2007-2014



Page 11 of 11

Disclaimer: Gilani's Gallopedia is a not for profit activity and every effort has been made to give attribution to respective polling organizations. All material presented here is available elsewhere as public information. Readers may please visit the original source for further details. Gilani Research foundation does not bear any responsibility for accuracy of data or the methods and does not claim any proprietary rights benefits or responsibilities thereof.