

Gallopedia

From **Gilani Research Foundation**

November 2018, Issue # **561***

Compiled on a weekly basis since January 2007

Gilani's Gallopedia is a weekly Digest of Opinions in a globalized world - one window on global opinion polling compiled by Gilani Research Foundation

Who are we?

Gilani's Gallopedia is a weekly digest of opinions in a globalized world. It provides a one window access to Global Opinion Polls on a weekly basis. It is produced by a team of researchers led by Dr. Ijaz Shafi Gilani, and is a not for profit public service. It is co-edited by Mishal Javed.

Our name reflects the rapid pace at which global polls are brought to the community of pollsters and other interested readers. Gilani's Gallopedia is not related to any polling agency and makes its selection from any publically available poll based on its relevance to our reader's interests. Over the years it has reported polls conducted by over 350 agencies and institutions.

Contact Details:

Sara Salam

Assistant Manager

Gilani Research Foundation

Email: sara.salam@gilanifoundation.com



Topic of the week: [\(Click for details\)](#)

INSIDE THIS ISSUE

THIS WEEKLY REPORT CONSISTS OF **22**
NATIONAL & MULTI COUNTRY SURVEYS **9**
POLLING ORGANIZATIONS HAVE BEEN
REPRESENTED.

Pg 2	Asia zone this week- 03 national polls	
Pg 3	Africas zone this week- 02 national poll	
Pg 3	Euro Americas zone this week- 16 national polls 01 multi-country poll	
Pg 8	TOPIC OF THE WEEK: Four in ten Millennials would dodge conscription if World War 3 broke out	

Countries are represented in blue; Polling organizations are represented in pink. For reference to source of each poll clicks to detail are provided in the text

Disclaimer: Gilani's Gallopedia is a not for profit activity and every effort has been made to give attribution to respective polling organizations. All material presented here is available elsewhere as public information. Readers may please visit the original source for further details. Gilani Research foundation does not bear any responsibility for accuracy of data or the methods and does not claim any proprietary rights benefits or responsibilities thereof.

***Archives:** Gilani's Gallopedia has been compiled on a weekly basis since January 2007. Previous material is available upon request. Please contact sara.salam@gilanifoundation.com



Asia Zone

► MIDDLE EAST& NORTH AFRICA; WEST ASIA; SOUTH ASIA; NORTH ASIA;
EAST ASIA

► SOUTHEAST ASIA:

561-1 [Myanmar Democracy: Small Steps on a Long Journey](#) (Click for details)

(Myanmar) The Asia Foundation published a new edition of its flagship report, State and Region Governments in Myanmar, reflecting on five years of progress in Myanmar's decentralization. The report finds both challenges ahead and grounds for cautious optimism, with encouraging signs of increasing accountability, responsiveness to local needs, and greater public participation in governance. (The Asia Foundation)



November 07, 2018

[1.3 Domestic Politics » Governance](#)

► MENA:

561-2 [Jordan Poll Reveals Low Trust in Government; Increasing Economic Hardship](#) (Click for details)

(Jordan) Seventy-two percent of Jordanians do not have confidence in the parliament, and 64 percent do not have confidence in the country's political parties. Nearly 100 percent of respondents do not think that "the current parliament [has achieved] any accomplishments in the past year for which...it should be commended." While respondents have low confidence in government institutions, the poll shows high levels of trust in security services: 90 percent have "a large degree" of confidence in the Jordanian Armed Forces. (IRI)

November 06, 2018

[1.3 Domestic Politics » Governance](#)

[1.2 Domestic Politics » Performance Ratings](#)

561-3 [Are UAE residents aware of plastic legislations in the country?](#) (Click for details)

(UAE) More than half (52%) of UAE respondents showed great concern with the use of plastic in their city, especially those residing in Dubai and Abu Dhabi. Interestingly, a significant proportion of Asians (60%) and those 40+ years (61%) have expressed higher concerns over the indiscriminate use of plastic in their city. (YouGov MENA)



November 6, 2018

[1.7 Domestic Politics >> Legislation](#)

Page 2 of 11

Disclaimer: Gilani's Gallopedia is a not for profit activity and every effort has been made to give attribution to respective polling organizations. All material presented here is available elsewhere as public information. Readers may please visit the original source for further details. Gilani Research foundation does not bear any responsibility for accuracy of data or the methods and does not claim any proprietary rights benefits or responsibilities thereof.



Africa Zone

▶ WEST AFRICA; EAST AFRICA; CENTRAL AFRICA;
SOUTHERN AFRICA

▶ AFRICA:

561-4 [Ugandans see shrinking freedom for political opposition, Afrobarometer survey shows](#) (Click for details)

(Uganda) In a nationally representative survey completed in early 2017, nearly six in 10 Ugandans (58%) said that opposition parties now enjoy less freedom to function than in the past. Almost half of citizens said opposition candidates are at least “sometimes” prevented from running for office, and majorities said that they feared political intimidation and violence and that citizens have to be careful about which political organizations they join and how they vote. A majority said they have to be cautious in their political speech, although six in 10 also said that freedom of speech has increased compared to “a few years ago.” (Afrobarometer)

November 9, 2018

[1.4 Domestic Politics](#) » [Political Parties](#)

561-5 [A Call for Improved Security as Majority of Nigerians Feel Unsafe](#) (Click for details)

(Nigeria) A public opinion poll on security, conducted by NOIPolls has revealed that 7 in 10 (65 percent) Nigerians believe the nation is not secure, thus indicating a poor state of security in Nigeria. The North-East (55 percent) accounted for the highest proportion of Nigerians with a negative perception on security. These findings are not surprising considering the rising spate of violent extremism over the years which have been a major source of insecurity especially in the North-East. (NOI Polls)

November 07, 2018

[4.12 Society](#) » [Crime](#)



Euro Americas Zone

▶ EAST EUROPE, WEST EUROPE; NORTH AMERICA; LATIN AMERICA
& AUSTRALASIA

▶ WEST EUROPE:

561-6 [We should be proud of involvement in First World War, say half of the Britons](#) (Click for details)

(UK) Asked how we should look back on the part we played in the Great War, one in three Brits (32%) think we should be proud of our contribution, while one in eight (12%) think it's something to be regretted. A further 21% think we both are true. This means that just over half (53%) of Brits overall think we should be proud and a third (33%) say it's a source of regret. (YouGov UK)

November 09, 2018

[2.10 Foreign Affairs & Security](#) » [Military Issues/ Defence](#)

Page 3 of 11

Disclaimer: Gilani's Gallopedia is a not for profit activity and every effort has been made to give attribution to respective polling organizations. All material presented here is available elsewhere as public information. Readers may please visit the original source for further details. Gilani Research foundation does not bear any responsibility for accuracy of data or the methods and does not claim any proprietary rights benefits or responsibilities thereof.

561-7 [Plenty to cheer for Primark despite sales fall](#) (Click for details)

(UK) Associated British Foods, the owners of Primark, blamed 'unseasonable weather' for a slide in the high-street retailer's sales across Europe. Sales dropped by 2.1% for the year to 15 September at stores open more than 12 months. The decline compared with a 1% increase for the previous year. (YouGov UK)

November 08, 2018

3.2 Economy » Consumer Confidence/Protection

561-8 [One in five Brits think Bitcoin will be 'as common as cash or card' in future](#) (Click for details)

(UK) Ten years ago – just after the start of the financial crisis – a man going by the name of Satoshi Nakamoto published a paper about a new cryptocurrency called 'Bitcoin'. A decade on, YouGov research explores how much we think we know about the cryptocurrency, how many of us have ever bought it, and whether we think currencies controlled by the people using them – rather than by a central institution – have a long-term future in Britain's financial system. (YouGov UK)



November 07, 2018

3.9 Economy » Financial systems & Institutions

561-9 [Although she's unpopular, Theresa May is still the most liked living PM](#) (Click for details)

(UK) Theresa May is still the most popular living British Prime Minister. This is shown in new data from YouGov Ratings, which measures the popularity and fame of anything and everything, from politicians to chocolate and based on millions of responses from the British public. It shows that just 32% have a favourable view of the current Prime Minister, compared to 46% who have an unfavourable view. This means the Prime Minister has a net score of -14. (YouGov UK)

November 08, 2018

1.2 Domestic Politics » Performance Ratings

561-10 [YouGov Ratings settles celebrity feuds](#) (Click for details)

(UK) As with so many good gossip stories, they contain a strong element of judgment with onlookers able to judge the actions and character of those who is in the right and who is in the wrong. Now we at YouGov have taken a look the popularity of various feuding celebrities using our YouGov Ratings data to see which participants the public prefers.



(YouGov UK)

November 8, 2018

4.16 Society » Entertainment

561-11 [Four in ten Millennials would dodge conscription if World War 3 broke out](#) (Click for details)

(UK) As the nation falls silent this Sunday to mark the 100th anniversary of the end of the First World War, thoughts will turn to one of the most tragic episodes in British history. The initial stages of the Great War were marked by a patriotic fervour in Britain, with young men rushing to enlist. But should another world war break out today, just 20% of men say they would volunteer to serve (as do 9% of women). (YouGov UK)

Page 4 of 11

Disclaimer: Gilani's Gallopedia is a not for profit activity and every effort has been made to give attribution to respective polling organizations. All material presented here is available elsewhere as public information. Readers may please visit the original source for further details. Gilani Research foundation does not bear any responsibility for accuracy of data or the methods and does not claim any proprietary rights benefits or responsibilities thereof.

November 8, 2018

[2.10 Foreign Affairs & Security » Military Issues/ Defence](#)**► NORTH AMERICA:**561-12 [Adult caregiving often seen as very meaningful by those who do it](#) (Click for details)

(USA) About one-in-seven U.S. adults (15%) provide unpaid care of some kind to another adult, according to a new Pew Research Center analysis of data from the Bureau of Labor Statistics. And caregiving is often seen as a very meaningful activity for those providing care. (PEW Research)



November 08, 2018

[4.7 Society » Morality, Values & Customs / Lifestyle](#)561-13 [The 2018 midterm vote: Divisions by race, gender, education](#) (Click for details)

(USA) The gender gap in voting preference is not new, but it is at least as wide as at any point over the past two decades, according to exit polls by the National Election Pool, as reported by CNN. Women favored the Democratic candidate in their district by 19 percentage points (59% to 40%) while men voted for the Republican 51% to 47%. (The exit polls offer the first look at the electorate; the portrait will be refined over time as additional data, such as state voter files, become available). (PEW Research)

November 8, 2018

[4.3 Society » Ethnicity](#)[4.5 Society » Gender Issues](#)561-14 [How religious groups voted in the midterm elections](#) (Click for details)

(USA) A preliminary analysis of the 2018 midterm elections finds considerable continuity in the voting patterns of several key religious groups. White evangelical or born-again Christians backed Republican candidates for the U.S. House of Representatives at about the same rate they did in 2014. Meanwhile, religiously unaffiliated voters (also known as religious “nones”) and Jewish voters once again backed Democratic candidates by large margins. (PEW Research)

November 07, 2018

[1.1 Domestic Politics » Elections](#)561-15 [No Unusual Desire to See Members of Congress Re-Elected](#) (Click for details)

(USA) Half of registered voters heading into Tuesday's midterm elections believe their own member of Congress deserves re-election, by one percentage point the lowest Gallup has recorded in its final pre-election poll over the past seven midterm elections. Just 29% of voters say most members deserve re-election. The latter indicator of support for incumbents is up slightly from 23% in 2014 but is otherwise on the low end of Gallup's trend from recent midterms. (Gallup USA)



November 6, 2018

[1.1 Domestic Politics » Elections](#)**Page 5 of 11**

Disclaimer: Gilani's Gallopedia is a not for profit activity and every effort has been made to give attribution to respective polling organizations. All material presented here is available elsewhere as public information. Readers may please visit the original source for further details. Gilani Research foundation does not bear any responsibility for accuracy of data or the methods and does not claim any proprietary rights benefits or responsibilities thereof.

561-16 [Democrats More Worried Than Republicans about Election](#) (Click for details)

(USA) More than eight in 10 Democrats and Democratic leaners (81%) say they are very or somewhat worried about what will happen if Republicans maintain control of one or both houses of Congress in Tuesday's midterm elections. Alternatively, 66% of Republicans and Republican leaners say they are very or somewhat worried about what will happen if Democrats win one or both houses of Congress. (Gallup USA)



November 6, 2018

[1.1 Domestic Politics » Elections](#)**561-17 [Americans' Concerns about National Crime Abating](#)** (Click for details)

(USA) Just under half (49%) of Americans believe the problem of crime in the United States is very or extremely serious -- a 10-percentage-point drop from last year's 59% and the first time the number has been below 50% since 2005. (Gallup USA)

November 7, 2018

[4.12 Society » Crime](#)**561-18 [Positive Events for Investors: Buying Home, Getting Married](#)** (Click for details)

(USA) Buying a home and getting married, the two most common life experiences of U.S. investors also rank among the top three for having a positive rather than negative effect on investors' personal financial situations. This combination positions marriage and homeownership as the leading positive life events for most investors. (Gallup USA)

November 07, 2018

[3.8 Economy » Enterprise/ Investments](#)**561-19 [U.S. Democrats Favor Someone Other Than Pelosi as Speaker](#)** (Click for details)

(USA) Before the Democratic Party's wins in Tuesday's elections, which gave them majority control in the House of Representatives, U.S. Democrats said they would prefer to have a new leader in Congress. By 56% to 39%, Democrats and Democratic-leaning independents said Nancy Pelosi should be replaced as their leader in the House rather than kept in that role by being elected the next speaker. These views are similar among Democrats across the ideological spectrum. (Gallup USA)



November 08, 2018

[1.2 Domestic Politics » Performance Rating](#)**► AUSTRALASIA:****561-20 [Almost 1 million Australians now play basketball](#)** (Click for details)

(Australia) New research from Roy Morgan shows nearly 1 million Australians are now playing basketball either regularly or occasionally. Over two-thirds of Australia's basketballers are men (667,000) compared to just under a third who are women (324,000). (Roy Morgan)

November 9, 2018

[4.15 Society » Sports](#)

561-21 [The launch of the new monthly Take 5 magazine has readership over 1 million for first time](#) (Click for details)

(Australia) The launch of the new monthly Take 5 magazine early in 2018 has proven a winner with over 1 million Australians now reading either the traditional Take 5 weekly magazine or the new Take 5 monthly magazine according to new research from Roy Morgan collected in the four months to September 2018. The Take 5 monthly magazine has captured a huge market with 736,000 Australians reading the monthly magazine according to the latest research conducted in the four months to September 2018. Readership of the traditional Take 5 weekly magazine was 520,000 in the four months to September 2018* and a total of 1,016,000 Australians read either the Take 5 weekly or monthly magazine in the four months to September 2018. (Roy Morgan)

November 9, 2018

[4.6 Society](#) » [Media/ New Media](#)

► MULTI COUNTRY STUDIES:

561-22 [In 2016, emergency laws restricted religious freedoms of Muslims more than other groups](#) (Click for details)

In 2016, seven countries – Turkey, Brunei, Ethiopia, France, Hungary, Niger and Tunisia – used emergency laws that restricted religion within their borders. Emergency laws entail the temporary suspension of normal judicial procedures and constitutional rights, typically in response to a national security threat. Depending on the circumstances, initial decrees can evolve into extended “states of emergency,” permitting governments to dramatically alter the protections normally extended to individuals and groups, including those defined by religion. (PEW Research)



November 7, 2018

[4.13 Society](#) » [Social Problems](#)

Topic of the week:

Four in Ten Millennials would dodge conscription if World War 3 broke out

► This page is devoted to opinions of countries whose polling activity is generally not known very widely or where a recent topical issue requires special attention.

Four in ten Millennials would dodge conscription if World War 3 broke out

Only 12% would volunteer to serve, but rising numbers believe that another world war is unlikely



As the nation falls silent this Sunday to mark the 100th anniversary of the end of the First World War, thoughts will turn to one of the most tragic episodes in British history.



The initial stages of the Great War were marked by a patriotic fervour in Britain, with young men rushing to enlist. But should another world war break out today, just 20% of men say they would volunteer to serve (as do 9% of women).

Male Baby Boomers are the most likely volunteers, with 24% claiming they would put themselves forward. A slightly lower 19% of men from Generation X say the same, and 18% of male Millennials.

As the First World War dragged on, Britain was forced to pour more and more soldiers into the fight, so in 1916 the government introduced conscription for all unmarried men aged between 18 and 40.

Perhaps worryingly for Britain's ability to fight a major future conflict, as many as 39% of people in this age bracket say they would avoid conscription.

Page 8 of 11

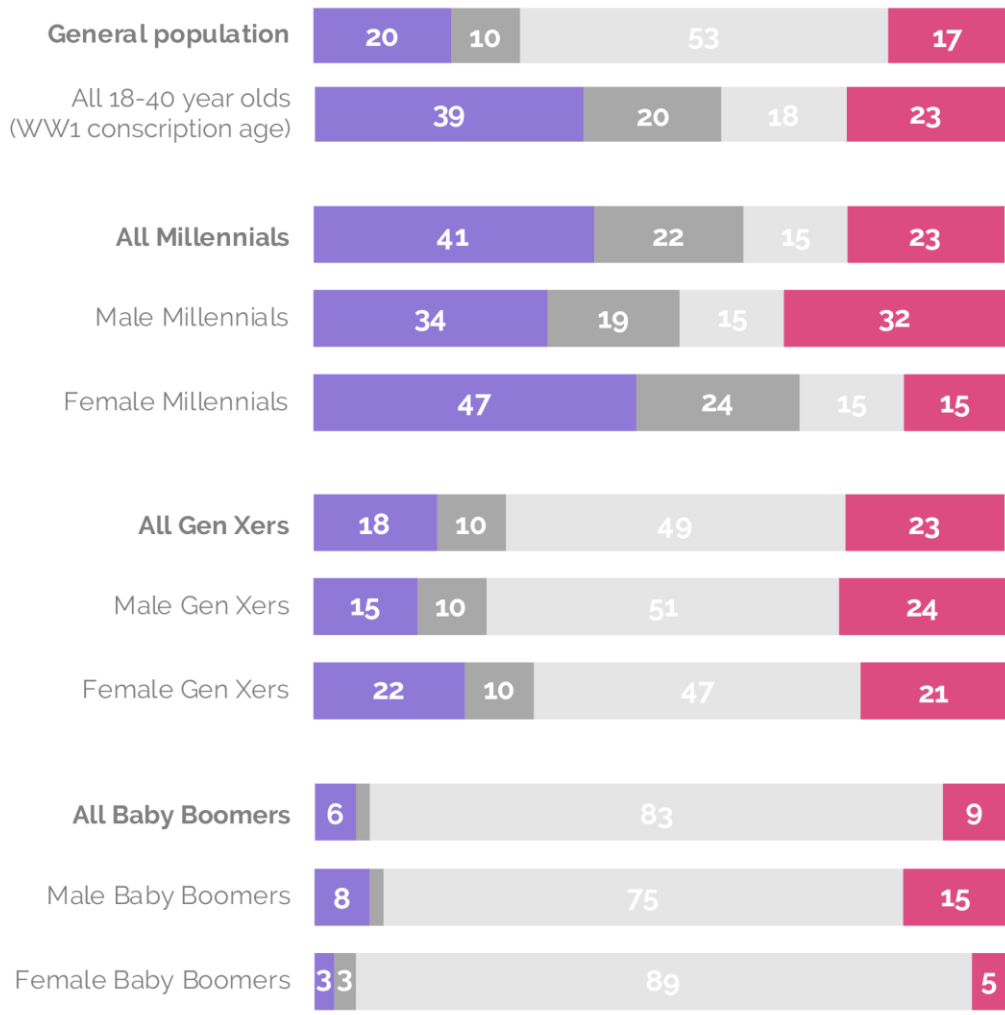
Disclaimer: Gilani's Gallopedia is a not for profit activity and every effort has been made to give attribution to respective polling organizations. All material presented here is available elsewhere as public information. Readers may please visit the original source for further details. Gilani Research foundation does not bear any responsibility for accuracy of data or the methods and does not claim any proprietary rights benefits or responsibilities thereof.

***Archives:** Gilani's Gallopedia has been compiled on a weekly basis since January 2007. Previous material is available upon request. Please contact sara.salam@gilanifoundation.com

Four in ten Millennials would dodge conscription if World War 3 broke out

And if another world war broke out and conscription was introduced, would you try and avoid being conscripted into the armed forces? %

■ Yes I would
 ■ Don't know
 ■ Not applicable - I have good reason to believe the armed forces wouldn't try and conscript me (e.g. because I'm too old, have a disability)
 ■ No I would not

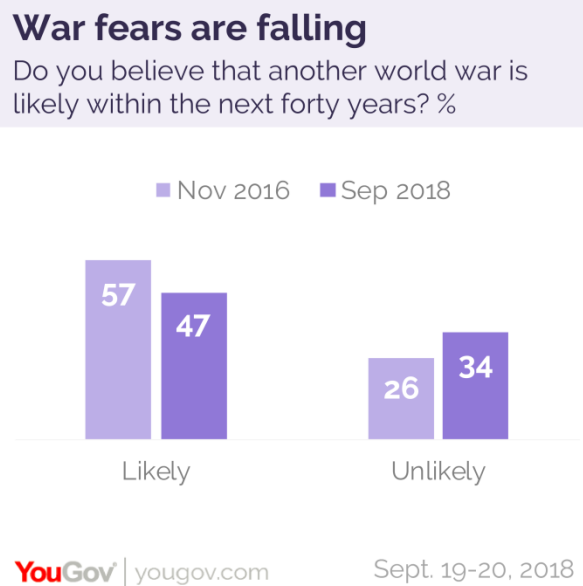


Millennial women are the most likely draft dodgers, with 47% saying they would try and avoid military service if possible. This compares to 34% of male Millennials. While the nation has never conscripted women before, female Millennials are no more likely to think the state wouldn't try and put them in uniform than young men – 15% in each group said that they believed the armed forces wouldn't try and conscript them.

Overall, only 24% of those aged 18-40 say they would not fight conscription. A further 20% answered “don't know”, while 18% said they had good reason to expect they wouldn't be conscripted in the first place due to age or disability.

The proportion of Brits who expect another world war is falling

This Sunday Britons will pledge not only that “we shall remember them”, but also that “never again” shall we indulge in the kind of slaughter that took place between 1914 and 1918. Promisingly, the number of Britons who feel that we will be able to live up to that pledge has increased.



When in 2016 YouGov asked whether Brits felt another world war was likely in the next forty years, 57% of people said that they did. Today this figure has fallen ten percentage points to 47%.

The number who think such a war is unlikely has risen from 26% to 34%, while the proportion who answered “don't know” is largely unchanged (17% then vs 19% now).

The difference is noticeable across society, and is most pronounced among those aged 50 and older.

Source: <https://yougov.co.uk/topics/politics/articles-reports/2018/11/08/four-ten-millennials-would-dodge-conscription-if-w>

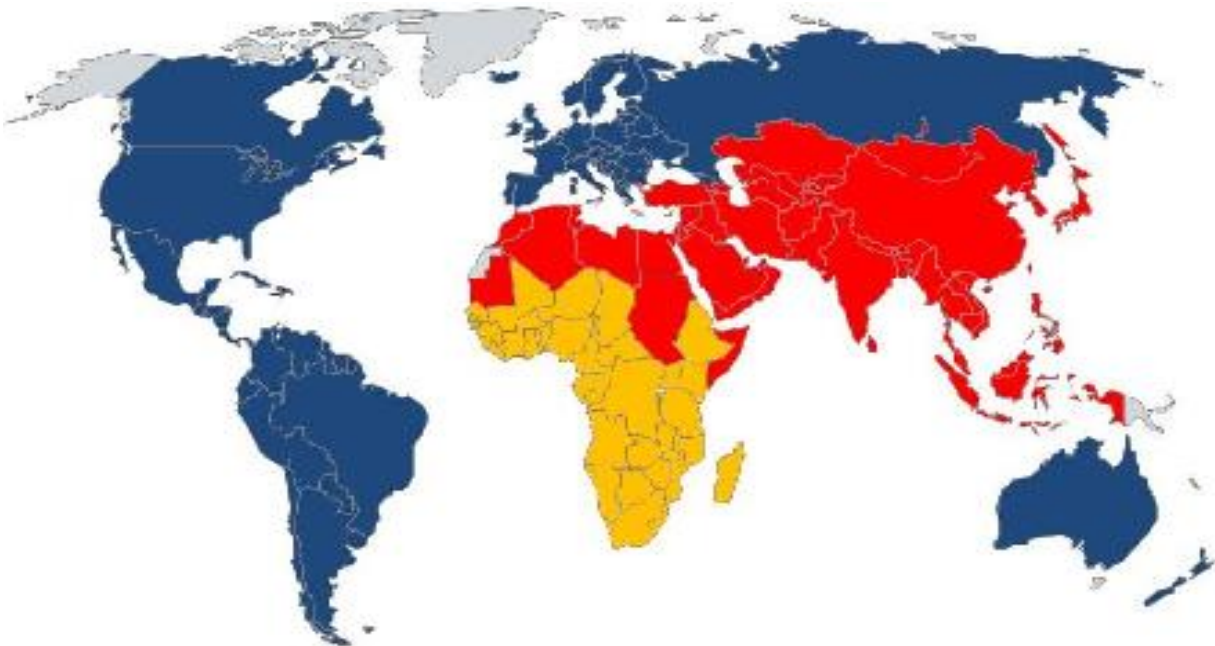
Gilani's Gallopedia (2007-2018)

A Quantitative Analysis

A quantitative analysis of global polls monitored during the 8 year period January 2007 – January 2014

KEY STATISTICS

- 1- Number of Surveys (*a selection on key political and social issues*): \approx 6,805 polls during the period 2007-2014
- 2- Subjects of Interest (*we have made a list of 125 subjects, further grouped into 9 broad categories, namely: **Governance, Globalization** (inclusive of global economic issues) **Global Conflicts** (conflict zones), **Global leaders** (USA and Emerging powers), **Global Environment, Family, Religion,** and **other miscellaneous***)
- 3- Number of **countries** covered by one or more surveys: \approx 178 during the period 2007-2014
- 4- Number **polling organizations** whose polls have been cited: \approx 358 during the period 2007-2014



Page 11 of 11

Disclaimer: Gilani's Gallopedia is a not for profit activity and every effort has been made to give attribution to respective polling organizations. All material presented here is available elsewhere as public information. Readers may please visit the original source for further details. Gilani Research foundation does not bear any responsibility for accuracy of data or the methods and does not claim any proprietary rights benefits or responsibilities thereof.

***Archives:** Gilani's Gallopedia has been compiled on a weekly basis since January 2007. Previous material is available upon request. Please contact sara.salam@gilanifoundation.com