

Gallopedia

From **Gilani Research Foundation**

December 2018, Issue # **566***

Compiled on a weekly basis since January 2007

Gilani's Gallopedia is a weekly Digest of Opinions in a globalized world - one window on global opinion polling compiled by Gilani Research Foundation

Who are we?

Gilani's Gallopedia is a weekly digest of opinions in a globalized world. It provides a one window access to Global Opinion Polls on a weekly basis. It is produced by a team of researchers led by Dr. Ijaz Shafi Gilani, and is a not for profit public service. It is co-edited by Mishal Javed and Mohsina Ahmed.

Our name reflects the rapid pace at which global polls are brought to the community of pollsters and other interested readers. Gilani's Gallopedia is not related to any polling agency and makes its selection from any publically available poll based on its relevance to our reader's interests. Over the years it has reported polls conducted by over 350 agencies and institutions.

Contact Details:

Sara Salam

Assistant Manager

Gilani Research Foundation

Email: sara.salam@gilanifoundation.com



Topic of the week: [\(Click for details\)](#)

INSIDE THIS ISSUE

THIS WEEKLY REPORT CONSISTS OF **21** NATIONAL & MULTI COUNTRY SURVEYS **7** POLLING ORGANIZATIONS HAVE BEEN REPRESENTED.

Pg 2	Asia zone this week- 02 national polls	
Pg 2	Africas zone this week- 01 national poll	
Pg 3	Euro Americas zone this week- 18 national polls	
Pg 6	TOPIC OF THE WEEK: Most Parents – And Many Non-Parents - Don't Expect To Have Kids In The Future	

Countries are represented in blue; Polling organizations are represented in pink. For reference to source of each poll clicks to detail are provided in the text



Asia Zone

► MIDDLE EAST & NORTH AFRICA; WEST ASIA; SOUTH ASIA; NORTH ASIA; EAST ASIA

► SOUTHEAST ASIA:

566-1 [Second Quarter 2018 Social Weather Survey Special Report: 61% of Pinoy's believe in the U.S. defense commitment](#) (Click for Details)

(Philippines) In advance of the 67th year of the Mutual Defense Treaty between the Republic of the Philippines and the United States of America in August 2018, the Second Quarter 2018 Social Weather Survey found that 61% of adult Filipinos believe (strongly plus somewhat believe) the U.S. will defend the Philippines in case of an invasion by another country. (SWS)

December 12, 2018

2.6 Foreign Affairs & Security » US image

► MENA:

566-2 [Are men now more mindful of their calorie intake than women?](#) (Click for Details)

(UAE) A new YouGov survey reveals that 65% of respondents in the UAE claimed to eat out at least once a week. Of the surveyed respondents, UAE Men (68%) as well as those who are married but without children (72%) are some of the frequent diners, eating out regularly. Even the millennials, both, younger ones aged between 25-29 years (76%) and slightly older ones, between 30-34 years (70%) have also reported such trends.

(YouGov MENA)

December 10, 2018

4.7 Society » Morality, Values & Customs / Lifestyle



Africa Zone

► WEST AFRICA; EAST AFRICA; CENTRAL AFRICA; SOUTHERN AFRICA

► AFRICA

566-3 [Human Rights Mostly Violated by The Nigerian Police Force](#) (Click for Details)

(Africa) The United Nations (UN) World Human Rights Day is celebrated annually on December 10th. It is a UN campaign that calls for people to know and push for their human rights no matter who or where they are in the world. The Universal Declaration of Human Rights is a milestone document that proclaimed the undeniable rights which everyone is inherently entitled to as a human being regardless of race, colour, religion, sex, language, political or other opinion, national or social origin, birth or any other



Page 2 of 11

Disclaimer: Gilani's Gallopedia is a not for profit activity and every effort has been made to give attribution to respective polling organizations. All material presented here is available elsewhere as public information. Readers may please visit the original source for further details. Gilani Research foundation does not bear any responsibility for accuracy of data or the methods and does not claim any proprietary rights benefits or responsibilities thereof.

status. Despite the efforts to protect it, hostility toward human rights and those who defend it continues to rise. As a result, this year's Human Rights Day advocates for everyone to stand up for their rights (#StandUp4HumanRights) and those of others – civil, economic, political and cultural rights. (NOI-POLLS)

December 11, 2018

[4.4 Society » Civil Society](#)

[4.12 Society » Crime](#)

Euro Americas Zone

▶ EAST EUROPE, WEST EUROPE; NORTH AMERICA; LATIN AMERICA & AUSTRALASIA

▶ WEST EUROPE

566-4 [Which sides of the cheese grater do Britons ever actually use? \(Click for Details\)](#)

(UK) On a classic four-sided box grater like that depicted below, the vast majority of people (84%) opt for the grating side with the medium raindrop-shaped holes. In strict culinary terms, people rubbing their cheese against this side aren't actually grating – they're shredding. However, few Brits ever use any of the other sides. One in three (33%) use the side with the smaller raindrop-shaped holes. This side is also technically for shredding. (YouGov UK)



December 14, 2018

[4.7 Society » Morality, Values & Customs / Lifestyle](#)

566-5 [Theresa May's favorability falls ahead of confidence vote \(Click for Details\)](#)

(UK) A survey conducted over Wednesday and Thursday last week found that 32% of Britons had a favorable view of the Prime Minister, while 57% had an unfavorable view. However, less than a week later, the Prime Minister has seen her net favorability score knocked down from -25 to -31, with only 28% of people now saying that they have a favorable view of her and 59% now expressing a negative view. This study was conducted over Monday and Tuesday of this week - just after it was announced that the vote on the deal would be delayed - and fieldwork was completed before the first rumors emerged that the 48 letters required to trigger a no-confidence vote had been received. (YouGov UK)

December 12, 2018

[1.2 Domestic Politics » Performance Ratings](#)

566-6 [Who could succeed Theresa May? \(Click for Details\)](#)

(UK) Theresa May faces a vote of no-confidence tonight, meaning that there could soon be a Tory leadership campaign. But who could succeed her? According to a YouGov survey, none of Theresa May's potential successors are more likely to make a good prime minister than a bad one. (YouGov UK)



December 12, 2018

[1.4 Domestic Politics » Political Parties](#)

Page 3 of 11

Disclaimer: Gilani's Gallopedia is a not for profit activity and every effort has been made to give attribution to respective polling organizations. All material presented here is available elsewhere as public information. Readers may please visit the original source for further details. Gilani Research foundation does not bear any responsibility for accuracy of data or the methods and does not claim any proprietary rights benefits or responsibilities thereof.

566-7 [John Humphreys - Is Britain's System of Government Cracking Up?](#) (Click for Details)

(UK) The discipline in May's party has descended to the point where at least one of those backbench Tory MPs who opposed her has said he might well back a Labour vote of no confidence in her government, and others have threatened to 'go on strike' so that the government couldn't get any business done. Meanwhile the clock ticks to the moment when this country might well find itself leaving the European Union without any deal at all, potentially causing economic havoc and massive disruption to people's lives. The world looks on aghast. Are we reaching the point where the very system of British government is breaking down? (YouGov UK)

December 14, 2018

[1.3 Domestic Politics » Governance](#)**566-8 [Some Britons have already bought presents for Christmas 2019](#) (Click for Details)**

(UK) While many have yet to even start this year's Christmas shopping, a new YouGov Omnibus survey reveals that 3% of Brits have already bought presents to be doled out for Christmas 2019! A further 2% expect to do so prior to Christmas this year, while a further 3% look set to exploit the Boxing Day sales, saying that they will have bought presents between Christmas and the end of the year.

(YouGov UK)

December 14, 2018

[4.7 Society » Morality, Values & Customs / Lifestyle](#)**566-9 [Nissan/Renault's chairman scandal will not drive away customers](#) (Click for Details)**

(UK) It emerged in early November that Ghosn had left his role as Nissan Chairman following allegations that he had under-reported his pay packet. Since 2010, Japanese firms have been required to disclose salaries of executives who earn more than 100m yen (£697,000). What impact has this had on Nissan in its key European markets? Well, YouGov Brand Index data suggests that this particular crisis may be more of a corporate issue, and not one that directly affects sales - particularly in the UK. (YouGov UK)

December 12, 2018

[3.2 Economy » Consumer Confidence/Protection](#)**► NORTH AMERICA****566-10 [18 striking findings from 2018](#) (Click for Details)**


(USA) Pew Research Center takes the pulse of Americans and people around the world on a host of issues every year. We explore public opinion on topics ranging from foreign policy to cyberbullying, as well as demographic trends, such as the emergence of the post-Millennial generation and changes in the number of unauthorized immigrants in the United States. (PEW Research)

December 13, 2018

[4.7 Society » Morality, Values & Customs / Lifestyle](#)

566-11 [Early Benchmarks Show 'Post-Millennials' on Track to Be Most Diverse, Best Educated Generation Yet](#) (Click for Details)

(USA) A new Pew Research Center analysis of Census Bureau data finds that the “post-Millennial” generation is already the most racially and ethnically diverse generation, as a bare majority of 6- to 21-year-olds (52%) are non-Hispanic whites. And while most are still pursuing their K-12 education, the oldest post-Millennials are enrolling in college at a significantly higher rate than Millennials were at a comparable age. (PEW Research)



December 15, 2018

4.7 Society » Morality, Values & Customs / Lifestyle

4.10 Society » Education

566-12 [More Americans are making no weekly purchases with cash](#) (Click for Details)

(USA) Americans are becoming less reliant on physical currency. Roughly three-in-ten U.S. adults (29%) say they make no purchases using cash during a typical week, up slightly from 24% in 2015. And the share who say that all or almost all of their weekly purchases are made using cash has modestly decreased, from 24% in 2015 to 18% today, according to a new Pew Research Center survey that comes as some businesses experiment with becoming cashless establishments. (PEW Research)

December 12, 2018

3.12 Economy » IT & Telecom

566-13 [Most parents – and many non-parents – don't expect to have kids in the future](#) (Click for Details)

(USA) About seven-in-ten U.S. parents younger than 50 (71%) say it's unlikely they will have more children in the future – and among childless adults in the same age group, about four-in-ten (37%) say they don't ever expect to become parents, according to a Pew Research Center survey conducted in July and August. (PEW Research)



December 12, 2018

4.7 Society » Morality, Values & Customs / Lifestyle

566-14 [Young adult households are earning more than most older Americans did at the same age](#) (Click for Details)

(USA) After bottoming out in 2011, incomes are rising for American households – and those headed by a Millennial (someone age 22 to 37) now earn more than young adult households did at nearly any time in the past 50 years, according to a Pew Research Center analysis of new census data. (PEW Research)

December 11, 2018

3.1 Economy » Perceptions on Performance/ Well-Being

566-15 [How far Americans live from the closest hospital differs by community type](#) (Click for Details)

(USA) Rural Americans are more likely than people in urban and suburban areas to say access to good doctors and hospitals is a major problem in their community. Nearly a quarter (23%) of Americans in rural areas say this, compared with 18% of urbanites and 9% of suburbanites, according to a Pew Research Center survey conducted earlier this year. (PEW Research)

December 12, 2018

Page 5 of 11

Disclaimer: Gilani's Gallopedia is a not for profit activity and every effort has been made to give attribution to respective polling organizations. All material presented here is available elsewhere as public information. Readers may please visit the original source for further details. Gilani Research foundation does not bear any responsibility for accuracy of data or the methods and does not claim any proprietary rights benefits or responsibilities thereof.

4.11 Society » Health
4.3 Society » Ethnicity

566-16 [One in Four Americans Have Experienced Cybercrime \(Click for Details\)](#)

(USA) WASHINGTON, D.C. -- Americans are more likely to say a household member has had their personal, credit card or financial information stolen by computer hackers, than report being victimized by any of eight other forms of criminal activity. Nearly a quarter of Americans, 23% say that they or someone in their household fell victim to this type of cybercrime in 2018, little changed from 25% who reported being so targeted last year. (Gallup USA)

December 11, 2018

3.13 Economy » Services
4.12 Society » Crime



566-17 [Public's Own Mental Health Description Stays Slightly Down \(Click for Details\)](#)

(USA) WASHINGTON, D.C. -- Americans' assessment of their mental health slipped in 2017 and remains lower this year. Still, a huge majority (83%) say they are in "good" (40%) or "excellent" (43%) mental health. A slightly smaller percentage, 79%, describe their physical health as good (51%) or excellent (28%). (Gallup USA)

December 13, 2018

4.11 Society » Health

► AUSTRALASIA

566-18 [Hybrid and fully electric vehicles now considered as serious alternatives to petrol \(Click for Details\)](#)

(Australia) More than half (52.2%) of Australian drivers would now seriously consider buying a hybrid vehicle, up from 48.8% over the last year. Fully electric vehicles are also showing increased interest, up from 31.6% 12 months ago to 36.2% currently. This has now resulted in the overall consideration for electric based vehicles (hybrid or fully electric) being 56.1%, an increase from 52.4% last year and well ahead of the nearest alternative, diesel on 45.5%. (Roy Morgan)

December 14, 2018

3.10 Economy » Energy/Nuclear Issues



566-19 [McCafé takes lead in New Zealand coffee shop satisfaction \(Click for Details\)](#)

(New Zealand) In an increasingly tight race, McCafé has pipped competitors at the post to take out the Roy Morgan New Zealand Coffee Shop of the Month for September. The award recognises the coffee or donut chain that records the highest proportion of customers who are 'very' or 'fairly' satisfied with their store experience. (Roy Morgan)

December 14, 2018

3.1 Economy » Perceptions on Performance/ Well-Being

Page 6 of 11

Disclaimer: Gilani's Gallopedia is a not for profit activity and every effort has been made to give attribution to respective polling organizations. All material presented here is available elsewhere as public information. Readers may please visit the original source for further details. Gilani Research foundation does not bear any responsibility for accuracy of data or the methods and does not claim any proprietary rights benefits or responsibilities thereof.

► MULTI-COUNTRY STUDY

566-20 [In the U.S. and Europe, women are about as likely as men to favor legal abortion](#) (Click for Details)

Organizations that advocate for legal abortion often frame it as a women's rights issue. But in many European countries and the United States, women do not differ significantly from men in their views about abortion, according to a new analysis of Pew Research Center survey data from 34 European nations and the U.S. (PEW Research)

December 14, 2018

[4.7 Society » Morality, Values & Customs / Lifestyle](#)

566-21 [Many worldwide oppose more migration – both into and out of their countries](#) (Click for Details)

Across the countries surveyed, a median of 45% say fewer or no immigrants should be allowed to move to their country, while 36% say they want about the same number of immigrants. Just 14% say their countries should allow more immigrants. (Those who said no immigrants should be allowed volunteered this response.

(PEW Research)

December 10, 2018

[4.8 Society » Immigration/Refugees](#)



Topic of the week:

Most Parents – And Many Non-Parents - Don't Expect To Have Kids In The Future

► This page is devoted to opinions of countries whose polling activity is generally not known very widely or where a recent topical issue requires special attention.

Most Parents – And Many Non-Parents – Don't Expect To Have Kids In The Future

By **Gretchen Livingston and Juliana Menasce Horowitz**

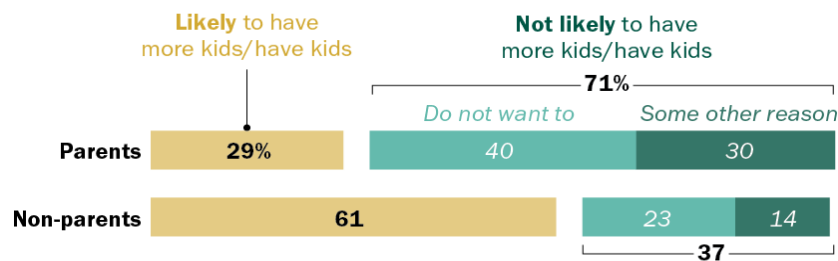


About seven-in-ten U.S. parents younger than 50 (71%) say it's unlikely they will have more children in the future – and among childless adults in the same age group, about four-in-ten (37%) say they don't ever expect to become parents, according to a [Pew Research Center survey](#) conducted in July and August.



Most parents under 50 – and many childless adults – don't expect to have kids in the future

% of adults ages 18 to 49 saying they are ...



Note: Respondents who said they were very or somewhat likely to have (more) children someday are classified as "likely" to have (more) kids. Those who said they were not too or not at all likely to have (more) children are classified as "not likely" to have (more) kids. Share of respondents who didn't offer an answer not shown. Figures may not add to subtotals indicated due to rounding. Source: Survey of U.S. adults conducted July 30-Aug. 12, 2018.

PEW RESEARCH CENTER

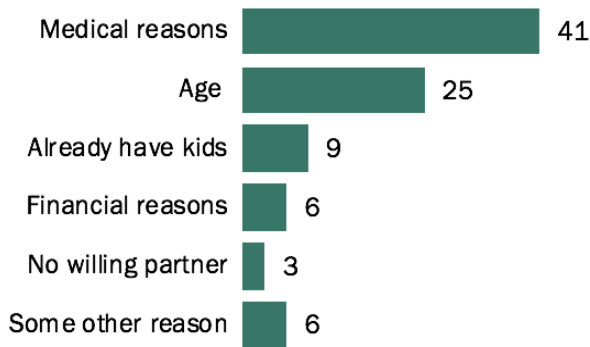
Disclaimer: Gilani's Gallopedia is a not for profit activity and every effort has been made to give attribution to respective polling organizations. All material presented here is available elsewhere as public information. Readers may please visit the original source for further details. Gilani Research foundation does not bear any responsibility for accuracy of data or the methods and does not claim any proprietary rights benefits or responsibilities thereof.

Among parents under 50, four-in-ten say they're not likely to have more kids in the future because they just don't want to, while 30% point to some other reason for not expecting to have more kids, according to the survey. Among childless adults under 50, meanwhile, around a quarter (23%) say they're unlikely to have children in the future because they just don't want to, while 14% name some other reason for not expecting to have kids.

Parents ages 40 to 49 stand out as being far more likely than those under 40 to say they don't expect to have more children. About nine-in-ten parents ages 40 to 49 (91%) say they are unlikely to have more children in the future, compared with 56% of parents younger than 40. Three-in-ten childless adults in this younger age group say they are unlikely to become parents someday (there are too few childless adults ages 40 to 49 in the sample to analyze them separately).

Medical reasons top list for why parents don't expect more kids

% of parents ages 18 to 49 citing each as reasons why they are unlikely to have more children someday, among those who say there's a reason other than just not wanting more [OPEN-END]



Note: Share of respondents who didn't offer an answer not shown. Respondents were allowed to mention up to three reasons. Source: Survey of U.S. adults conducted July 30-Aug. 12, 2018.

PEW RESEARCH CENTER

The survey asked those who say there is some other reason why they don't expect to have more children or to have children at all to elaborate on those reasons. The responses of childless adults cannot be analyzed due to the small number of respondents in this category, but among parents who don't expect to have more kids, the most common response is that either they or their partner is unable to have children due to a medical reason (41% of parents ages 18 to 49 say this). Age is the second-most cited reason, given by 25% of these

respondents. A small share (6%) cites financial reasons, such as the cost of child care, and 3% say they either don't have a partner or that their partner doesn't want to have more children.

Mothers and fathers ages 18 to 49 who don't expect to have more children are about equally likely to say this is because they don't want more kids: 58% of mothers and 55% of fathers say this.

Among parents younger than 40 who say they are unlikely to expand their families, more say this is because they don't want more kids (64%) than say there is some other reason (36%). In contrast, 49% of parents ages 40 to 49 who don't expect to have more children say there's another reason for this other than simply not wanting more.

These findings come as the U.S. annual fertility rate has hit an [all-time low](#) of 60.3 births per 1,000 women of childbearing age. Annual fertility declines have been dramatic over the past decade, [as a result of the Great Recession](#). But even as the economy has rebounded, fertility has not followed.

Declines in what people consider the ideal family size also may play a role. During the U.S. baby boom – a period that was characterized by unusually high fertility – most said the ideal family size was three or more children, but since then, the number has declined. Today, the largest share of Americans report that [two or fewer children](#) is the ideal family size.

A number of broader demographic and cultural shifts also may be contributing to U.S. fertility declines. In the long run, rising educational levels and delays in marriage have led to the [postponement of parenthood](#) for many. At the same time, the shift toward [women working outside the home](#) has likely contributed to the decline as well, especially when coupled with rising [child care costs](#).

Source: <http://www.pewresearch.org/fact-tank/2018/12/12/most-parents-and-many-non-parents-dont-expect-to-have-kids-in-the-future/>

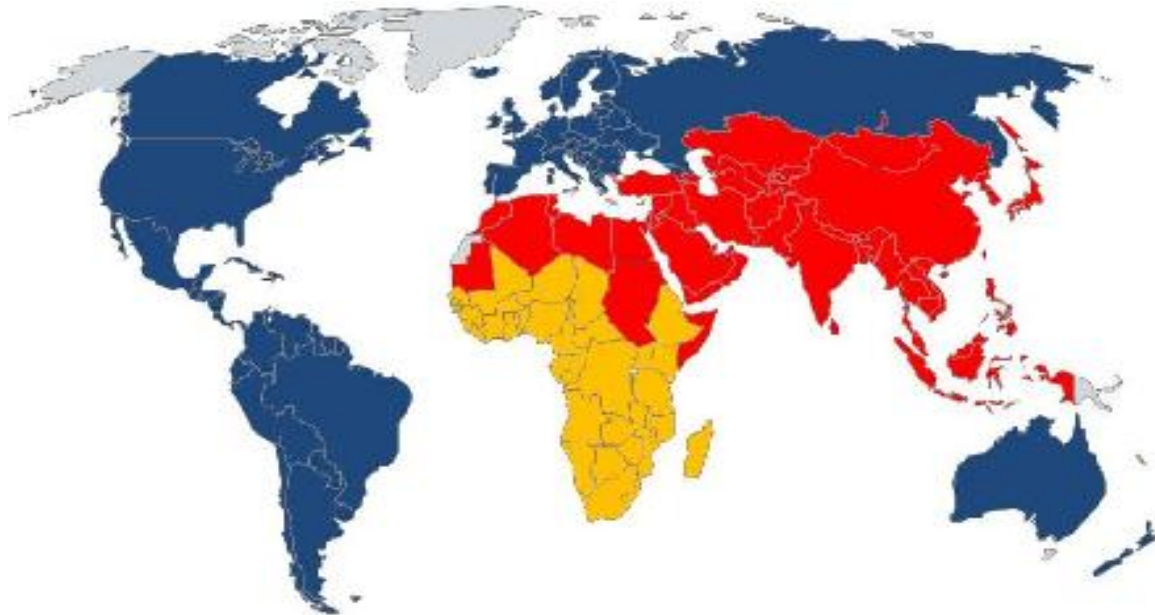
Gilani's Gallopedia (2007-2018)

A Quantitative Analysis

A quantitative analysis of global polls monitored during the 8 year period January 2007 – January 2014

KEY STATISTICS

- 1- Number of Surveys (*a selection on key political and social issues*): \approx 6,805 polls during the period 2007-2014
- 2- Subjects of Interest (*we have made a list of 125 subjects, further grouped into 9 broad categories, namely: **Governance, Globalization** (inclusive of global economic issues) **Global Conflicts** (conflict zones), **Global leaders** (USA and Emerging powers), **Global Environment, Family, Religion, and other miscellaneous***)
- 3- Number of **countries** covered by one or more surveys: \approx 178 during the period 2007-2014
- 4- Number **polling organizations** whose polls have been cited: \approx 358 during the period 2007-2014



Page 11 of 11

Disclaimer: Gilani's Gallopedia is a not for profit activity and every effort has been made to give attribution to respective polling organizations. All material presented here is available elsewhere as public information. Readers may please visit the original source for further details. Gilani Research foundation does not bear any responsibility for accuracy of data or the methods and does not claim any proprietary rights benefits or responsibilities thereof.

***Archives:** Gilani's Gallopedia has been compiled on a weekly basis since January 2007. Previous material is available upon request. Please contact sara.salam@gilanifoundation.com