

Gallopedia

From **Gilani Research Foundation**

March 2019, Issue # **577***

Compiled on a weekly basis since January 2007

Gilani's Gallopedia is a weekly Digest of Opinions in a globalized world - one window on global opinion polling compiled by Gilani Research Foundation

Who are we?

Gilani's Gallopedia is a weekly digest of opinions in a globalized world. It provides a one window access to Global Opinion Polls on a weekly basis. It is produced by a team of researchers led by Dr. Ijaz Shafi Gilani, and is a not for profit public service. It is co-edited by Mohsina Ahmed.

Our name reflects the rapid pace at which global polls are brought to the community of pollsters and other interested readers. Gilani's Gallopedia is not related to any polling agency and makes its selection from any publically available poll based on its relevance to our reader's interests. Over the years it has reported polls conducted by over 350 agencies and institutions.

Contact Details:

Mohsina Ahmed

Senior Research Manager

Gallup Pakistan

Email: mohsina.ahmed@gallup.com.pk



[Topic of the week: \(Click for details\)](#)

INSIDE THIS ISSUE

THIS WEEKLY REPORT CONSISTS OF **21**
NATIONAL & MULTI COUNTRY SURVEYS **8**
POLLING ORGANIZATIONS HAVE BEEN
REPRESENTED.

Pg **2**

[Asia zone](#)
this week- **04**
national polls



Pg **3**

[Africas zone](#)
this week- **01**
national poll



Pg **3**

[Euro Americas zone](#)
this week- **16**
national polls



Pg **8**

[TOPIC OF THE WEEK:](#)



Countries are represented in blue; Polling organizations are represented in pink. For reference to source of each poll clicks to detail are provided in the text

Disclaimer: Gilani's Gallopedia is a not for profit activity and every effort has been made to give attribution to respective polling organizations. All material presented here is available elsewhere as public information. Readers may please visit the original source for further details. Gilani Research foundation does not bear any responsibility for accuracy of data or the methods and does not claim any proprietary rights benefits or responsibilities thereof.



Asia Zone

▶ MIDDLE EAST & NORTH AFRICA; WEST ASIA; SOUTH ASIA; NORTH ASIA; EAST ASIA

▶ SOUTHEAST ASIA:

577-1 [Fourth Quarter Social Weather Survey: 28% of Filipinos do not believe police claims of “nanlaban,” 28% believe, and 44% are undecided](#) (Click for Details)

(Philippines) The Fourth Quarter 2018 Social Weather Survey, fielded on December 16-19, 2018, found that 28% of adult Filipinos say the police are *not telling the truth* about their claims that killed drug suspects fought back (“nanlaban”) (16% *definitely not telling the truth*, 12% *probably not telling the truth*), compared to the 28% who say the police are *telling the truth* (10% *definitely telling the truth*, 17% *probably telling the truth*, correctly rounded). The plurality of 44% are *undecided*. (SWS)



February 27, 2019

4.12 Society » Crime

577-2 [Fourth Quarter 2018 Social Weather Survey: 78% of Pinoys worry about becoming victims of ‘extrajudicial killings’ or EJK](#) (Click for Details)

(Philippines) The survey found that 50% say only the poor are victimized by EJK, 3% say only the rich, and 48% say the problem does not choose a class. This is similar to June 2017 when 51% said only the poor are victimized by EJK, 4% only the rich, and 44% said the problem does not choose a class. (SWS)

March 01, 2019

4.12 Society » Crime

▶ MENA:

577-3 [Emirates tops the 2019 Women’s Choice Brand Rankings in the UAE](#) (Click for Details)

(UAE) Emirates tops the UAE women’s rankings for the third time in a row, and has received the highest positive Impression score of +70.0 among women in the UAE. WhatsApp also holds on to second position this year, while Carrefour moves up one place in the list to third, replacing Apple which has dropped one place to fourth. (YouGov MENA)

February 28, 2019

4.7 Society » Morality, Values & Customs / Lifestyle

577-4 [WhatsApp tops the 2019 Women’s Choice Rankings in Egypt](#) (Click for Details)

(Egypt) WhatsApp has replaced Facebook as the top ranked brand in the YouGov BrandIndex 2019 Women’s Choice Rankings in Egypt. Facebook, which had been the number one brand since the inception of these rankings in 2017, has slipped down to fifth place. (YouGov MENA)

February 28, 2019

4.7 Society » Morality, Values & Customs / Lifestyle



Page 2 of 13

Disclaimer: Gilani's Gallopedia is a not for profit activity and every effort has been made to give attribution to respective polling organizations. All material presented here is available elsewhere as public information. Readers may please visit the original source for further details. Gilani Research foundation does not bear any responsibility for accuracy of data or the methods and does not claim any proprietary rights benefits or responsibilities thereof.



Africa Zone

▶ WEST AFRICA; EAST AFRICA; CENTRAL AFRICA;
SOUTHERN AFRICA

▶ AFRICA

577-5 [Most Africans still want democracy, but fewer than one in six qualify as “dissatisfied democrats”](#) (Click for Details)

(Africa) In the second of its Pan-Africa Profiles based on recent public-opinion surveys in 34 countries, Afrobarometer reports that contrary to fears of a democratic recession, large majorities of Africans continue to support democracy and reject authoritarian alternatives. But fewer Africans are getting the democracy they demand, the analysis shows, and even fewer – just 15% – are insistent enough on better democracy to form a bulwark against authoritarian encroachment. (Afrobarometer)



February 26, 2019

1.3 Domestic Politics » Governance

Euro Americas Zone

▶ EAST EUROPE, WEST EUROPE; NORTH AMERICA;
& AUSTRALASIA

▶ WEST EUROPE

577-6 [Men are not emasculated by caring for children](#) (Click for Details)

(UK) Four in every five Brits (81%) disagree that a man who stays home to look after his children is less of a man, while just 13% agree. Disagreement is higher among women than men (84% vs 78% respectively). Those from older generations are also more likely to disagree, with 87% of those aged 50-64 disagreeing, while just 78% of those under 35 disagree. (Ipsos MORI)

March 03, 2019

4.5 Society » Gender Issues

577-7 [Voting Intention: Conservatives 41%, Labour 30% \(22-23 Feb\)](#) (Click for Details)

(UK) The latest YouGov/Times voting intention survey sees 41% of Britons backing the Conservative (unchanged from last week's survey) while 30% say they would vote Labour (down from 33%). The 11-point Tory lead is the largest this Parliament, and the first time the Conservatives have led Labour by double digits since before the 2017 general election. (YouGov)



Page 3 of 13

Disclaimer: Gilani's Gallopedia is a not for profit activity and every effort has been made to give attribution to respective polling organizations. All material presented here is available elsewhere as public information. Readers may please visit the original source for further details. Gilani Research foundation does not bear any responsibility for accuracy of data or the methods and does not claim any proprietary rights benefits or responsibilities thereof.

February 26, 2019

[1.4 Domestic Politics » Political Parties](#)**577-8 [Is there public appetite for a new party of the centre?](#) (Click for Details)**

(UK) The emergence of The Independent Group (TIG) has reignited debate about whether there's space in British politics for a dedicated centre party. Their initial polling figures look good, should they decide to move on from being an informal group to form an official political party: the latest YouGov data suggests they'd scoop 18% of the vote (YouGov)

February 12, 2019

[1.4 Domestic Politics » Political Parties](#)**577-9 [Consumer confidence ticks up in February but remains subdued](#) (Click for Details)**

(UK) Despite the looming Brexit deadline and the lack of a deal that can pass a Commons vote, consumer confidence actually ticked up slightly over February, according to the latest analysis from YouGov and the Centre for Economics and Business Research. But the picture is significantly less positive if we zoom out to look at a longer timescale. (YouGov)

February 27, 2019

[3.2 Economy » Consumer Confidence/Protection](#)**577-10 [Who would Leave voters blame if Brexit doesn't happen?](#) (Click for Details)**

(UK) Unsurprisingly, 82% of Leave voters would hold responsible those MPs who opposed May's deal in an attempt to stop Brexit. Some 65% of respondents said these MPs would bear "a lot" of the responsibility. Those MPs who opposed May's deal because they wanted a softer Brexit would be blamed by 80% of Leave voters, with 48% considering them to bear "a lot" of the responsibility. (YouGov)

March 01, 2019

[1.4 Domestic Politics » Political Parties](#)**577-11 [Where we stand on Brexit](#) (Click for Details)**

(UK) Opinion on how acceptable the various Brexit outcomes would be has stayed static since the beginning of the year. Agreeing a Norway-style deal with the EU that would see the UK remain in the single market and customs union remains the public's most palatable option. A quarter of Britons (26%) see this as a good outcome, while a further 23% see it as an acceptable compromise. (YouGov)

March 01, 2019

[4.13 Society » Social Problems](#)**► NORTH AMERICA****Page 4 of 13**

Disclaimer: Gilani's Gallopedia is a not for profit activity and every effort has been made to give attribution to respective polling organizations. All material presented here is available elsewhere as public information. Readers may please visit the original source for further details. Gilani Research foundation does not bear any responsibility for accuracy of data or the methods and does not claim any proprietary rights benefits or responsibilities thereof.

577-12 [Response rates in telephone surveys have resumed their decline](#) (Click for Details)

(USA) In 2017 and 2018, typical telephone survey response rates fell to 7% and 6%, respectively, according to the Center's latest data. Response rates had previously held steady around 9% for several years. (PEW)

February 27, 2019

4.6 Society » Media/ New Media

**577-13 [The concerns and challenges of being a U.S. teen: What the data show](#) (Click for Details)**

(USA) Serious mental stress is a fact of life for many American teens. In the new survey, seven-in-ten teens say anxiety and depression are major problems among their peers – a concern that's shared by mental health researchers and clinicians. (PEW)

February 26, 2019

3.1 Economy » Perceptions on Performance/ Well-Being

577-14 [Most Americans say colleges should not consider race or ethnicity in admissions](#) (Click for Details)

(USA) As the debate over college admissions policies reignites, a new Pew Research Center survey finds that most Americans (73%) say colleges and universities should not consider race or ethnicity when making decisions about student admissions. Just 7% say race should be a major factor in college admissions, while 19% say it should be a minor factor (PEW)

February 25, 2019

4.13 Society » Social Problems

577-15 [Americans' Perceptions of U.S. World Image Best Since 2003](#) (Click for Details)

(USA) Fifty-eight percent of Americans believe the U.S. rates "very" or "somewhat favorably" in the world's eyes. Though the current figure is up just slightly from the 55% recorded last year, it represents the highest figure Gallup has found since 2003. (Gallup USA)

February 25, 2019

3.1 Economy » Perceptions on Performance/ Well-Being

577-16 [Americans' Support for Affirmative Action Programs Rises](#) (Click for Details)

(USA) At a time of growing dissatisfaction with the way women and minorities are treated in the United States, affirmative action programs -- touted for decades as a way to give both groups a boost -- are gaining favor with the American public. Sixty-five percent now say they favor affirmative action programs for women, up from 60% in 2016. At the same time, 61% favor such programs for minorities, up from 54%. (Gallup USA)

February 27, 2019

4.4 Society » Civil Society

**577-17 [Hawaii Tops U.S. in Wellbeing for Record 7th Time](#) (Click for Details)**

Page 5 of 13

Disclaimer: Gilani's Gallopedia is a not for profit activity and every effort has been made to give attribution to respective polling organizations. All material presented here is available elsewhere as public information. Readers may please visit the original source for further details. Gilani Research foundation does not bear any responsibility for accuracy of data or the methods and does not claim any proprietary rights benefits or responsibilities thereof.

(USA) Hawaii residents reported the highest wellbeing in the U.S. in 2018, reaching the top spot for the seventh time since Gallup began tracking wellbeing in 2008. Hawaii and Colorado have ranked among the top 10 states in wellbeing for the 11th consecutive year, the only two states to do so. West Virginia residents reported the lowest wellbeing for the 10th straight year. **(Gallup USA)**

February 27, 2019

[4.7 Society » Morality, Values & Customs / Lifestyle](#)

577-18 [Far Fewer Americans See North Korea as Greatest U.S. Enemy](#) [\(Click for Details\)](#)

(USA) As President Donald Trump meets with North Korean leader Kim Jong Un, far fewer Americans today, 14%, see North Korea as the United States' greatest enemy than the 51% who did a year ago. Despite this decline, the vast majority of Americans still view North Korea unfavorably, and nearly eight in 10 see the country's development of nuclear weapons as a critical threat to U.S. security. **(Gallup USA)**

February 27, 2019

[4.13 Society » Social Problems](#)

577-19 [Majority of Americans Now Consider Russia a Critical Threat](#) [\(Click for Details\)](#)

(USA) Russia's already negative image among Americans only worsened over the past year, with a majority for the first time saying that Russia's military power poses a threat to U.S. vital interests and a third identifying Russia as the United States' chief enemy. Meanwhile, the percentage of Americans viewing Russia unfavorably edged up a point to 73%. Each of these negative perceptions of Russia marks a record high in Gallup's trends.

(Gallup USA)

February 27, 2019

[4.13 Society » Social Problems](#)



► AUSTRALASIA

577-20 [Industry Superannuation Funds increase lead in satisfaction with performance](#) [\(Click for Details\)](#)

(Australia) New data for 2019 shows that over the last 12 months industry super funds increased their lead over retail funds for member satisfaction. In January 2019, industry super funds scored 62.1% satisfaction with financial performance, well above retail funds with 57.3%. This latest lead in satisfaction to industry funds of 4.8% points is an increase from the 1.6% point's lead they held 12 months ago. **(Roy Morgan)**

February 25, 2019

[3.9 Economy » Financial systems & Institutions](#)

577-21 [Government Confidence virtually unchanged after Medevac Bill](#) [\(Click for Details\)](#)

(Australia) Two Roy Morgan Polls conducted in the fortnight before and fortnight after the passage of the controversial Medevac Bill for asylum seekers through Federal Parliament on February 12 show the bill had virtually no impact on overall Government Confidence although there were significant shifts in sentiment when analysing sentiment for different demographics. **(Roy Morgan)**

February 28, 2019

[1.3 Domestic Politics » Governance](#)

Page 6 of 13

Disclaimer: Gilani's Gallopedia is a not for profit activity and every effort has been made to give attribution to respective polling organizations. All material presented here is available elsewhere as public information. Readers may please visit the original source for further details. Gilani Research foundation does not bear any responsibility for accuracy of data or the methods and does not claim any proprietary rights benefits or responsibilities thereof.

577-22 [Google Play/YouTube Music news streaming to shake up media](#) (Click for Details)

(Australia) Over 5.4 million Australians now use music streaming services available via websites or apps with Spotify the clear industry leader used by nearly 3.6 million Australians in an average week around four times the size of SoundCloud used by around 900,000 Australians in an average week. Although Google Play Music, used by over 660,000 Australians, and the newer YouTube Music, used by nearly 600,000 Australians, do not capture a huge market share at this time there are clearly strong prospects for growth as both services introduce news capabilities. At a combined level over 1.1 million Australians use either Google Play Music or YouTube Music in an average week. (Roy Morgan)
March 01, 2019



4.6 Society » Media/ New Media

577-23 [Mobile banking highest customer satisfaction](#) (Click for Details)

(Australia) Mobile banking is the most rapidly growing banking channel and this is supported by the fact that it has the highest customer satisfaction. In January 2019, satisfaction with mobile banking users was 89.3% and higher than internet banking (87.7%), branches (85.2%), personal banker/advisor (81.2%) and phone banking (77.2%). Mobile banking is now used by 44.7% of Australians in an average four week period compared to only 22.9% who use branches. (Roy Morgan)
March 01, 2019



3.9 Economy » Financial systems & Institutions

577-24 [Mortgage customers more satisfied dealing with banks than mortgage brokers](#) (Click for Details)

(Australia) Home loan customers who obtained their loan in person at a bank branch have a higher satisfaction rating with 77.2%, compared to 75.1% satisfaction for those who used a mortgage broker. Dealing in person with a mobile bank representative had the highest satisfaction with 80.6%. It is important to note that even among more recent home loans (held for under six years), satisfaction with going to a branch to obtain the loan was 79.8% compared to 77.7% for mortgage brokers. (Roy Morgan)
March 01, 2019

3.9 Economy » Financial systems & Institutions

Page 7 of 13

Disclaimer: Gilani's Gallopedia is a not for profit activity and every effort has been made to give attribution to respective polling organizations. All material presented here is available elsewhere as public information. Readers may please visit the original source for further details. Gilani Research foundation does not bear any responsibility for accuracy of data or the methods and does not claim any proprietary rights benefits or responsibilities thereof.

Topic of the week:**Majority of Americans Now Consider Russia a Critical Threat**

► This page is devoted to opinions of countries whose polling activity is generally not known very widely or where a recent topical issue requires special attention.

Majority of Americans Now Consider Russia a Critical Threat

Russia's already negative image among Americans only worsened over the past year, with a majority for the first time saying that Russia's military power poses a threat to U.S. vital interests and a third identifying Russia as the United States' chief enemy. Meanwhile, the percentage of Americans viewing Russia unfavorably edged up a point to 73%. Each of these negative perceptions of Russia marks a



record high in Gallup's trends.

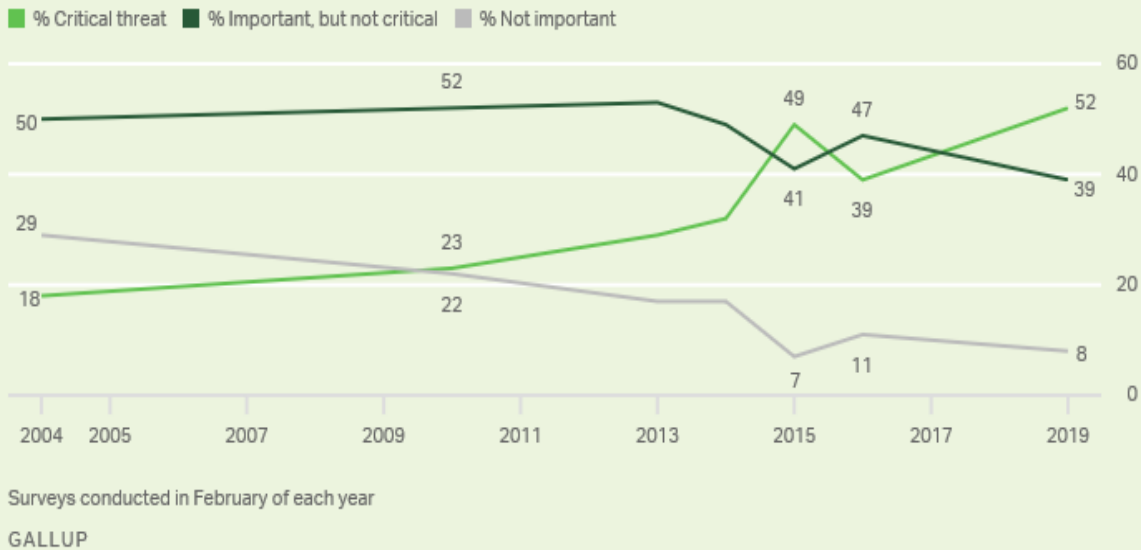
The Feb. 1-10 poll coincided the Trump Administration's Feb. 1 announcement that the U.S. is pulling out of the Intermediate-Range Nuclear Forces (INF) Treaty over concerns Russia hasn't complied with the arms control agreement. In the survey, 52% of Americans rated the military power of Russia as a "critical threat" to U.S. vital interests. This is up from 39% in the prior measure in 2016 and from 18% in the initial 2004 reading.

Page 8 of 13

Disclaimer: Gilani's Gallopedia is a not for profit activity and every effort has been made to give attribution to respective polling organizations. All material presented here is available elsewhere as public information. Readers may please visit the original source for further details. Gilani Research foundation does not bear any responsibility for accuracy of data or the methods and does not claim any proprietary rights benefits or responsibilities thereof.

Perception of Russia's Military Power as Threat to U.S.

Next, I am going to read you a list of possible threats to the vital interests of the United States in the next 10 years. For each one, please tell me if you see this as a critical threat, an important but not critical threat, or not an important threat at all. What about... Russia?



Although sizeable segments of Republicans and Democrats view Russia's military as a critical threat, the figure is higher among Democrats (65%) than Republicans (46%).

Russia Displaces North Korea as U.S. Arch Rival

Americans are now more likely to name Russia than any other country as the nation they think is the United States' greatest enemy. Russia has displaced North Korea in the top spot, as mentions of Russia swelled from 19% in 2018 to 32% today. Meanwhile, mentions of North Korea plummeted from 51% to 14% following last year's dialogue between the two countries over denuclearization of the Korean Peninsula.

Top 10 Countries Named U.S. Greatest Enemy

What one country anywhere in the world do you consider to be the United States' greatest enemy today.

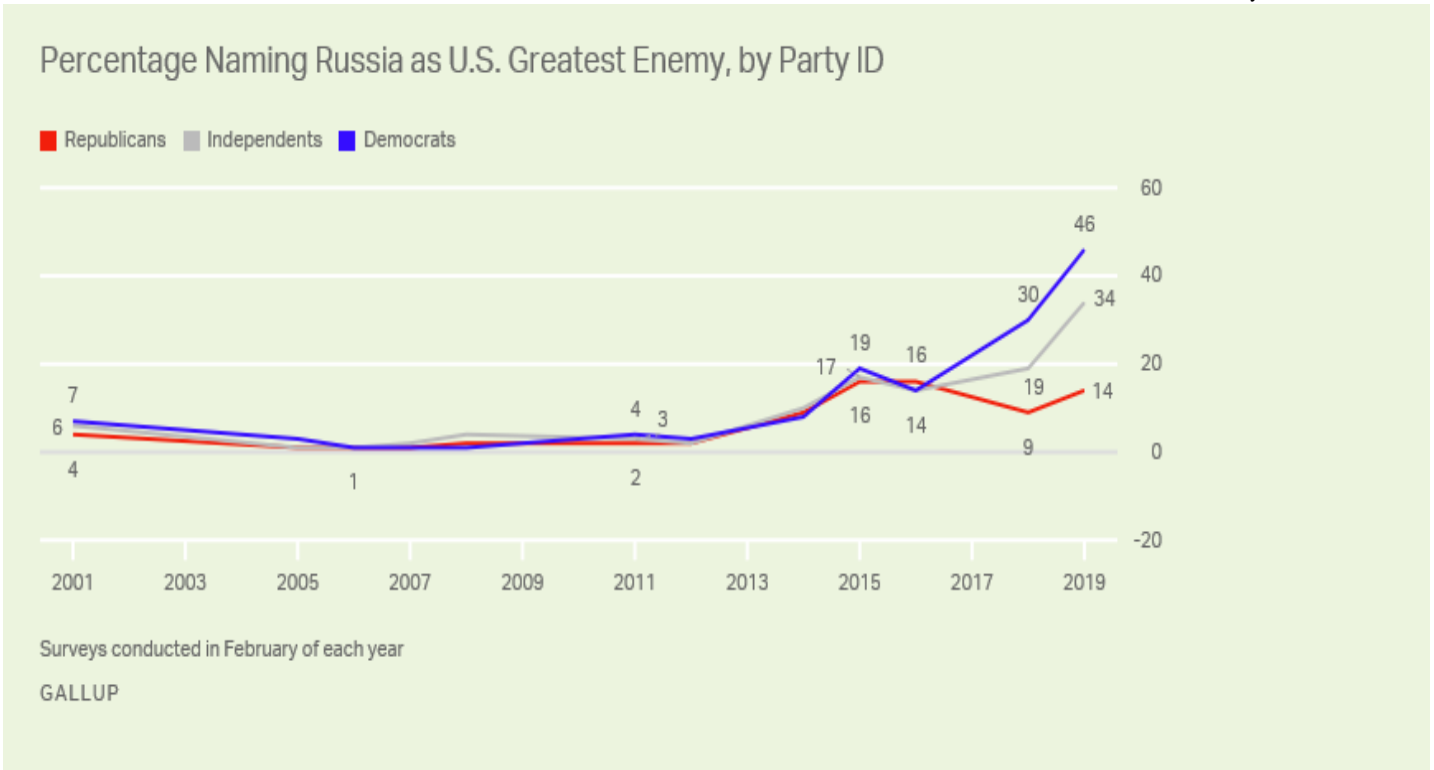
	2018	2019
	%	%
Russia	19	32
China	11	21

North Korea/Korea	51	14
Iran	7	9
United States itself	2	2
Afghanistan	*	2
Iraq	2	2
Middle East (non-specific)	*	1
Mexico	*	1
Syria	*	1
* = less than 0.5%		
GALLUP		

China is also more likely to be seen as a top adversary this year, with 21% citing it versus 11% in 2018, pushing China into the No. 2 position while North Korea has fallen to No. 3. Iran, mentioned by 9%, continues to rank fourth, as it did in 2018.

Gallup has asked Americans to name the country they consider to be the United States' greatest enemy 12 times since 2001. Russia ranked first in 2015, but with only 18% mentioning it. Besides North Korea, other countries cycling through the top spot include Iraq, Iran and China.

As recently as 2016 there was no difference between the parties in mentions of Russia as the top enemy. However, as federal investigations into Russia's possible involvement with Donald Trump's presidential campaign have revealed Russian efforts to influence the 2016 election, views have grown more partisan. Nearly half of Democrats (46%) versus 14% of Republicans now view Russia as the country's top enemy.



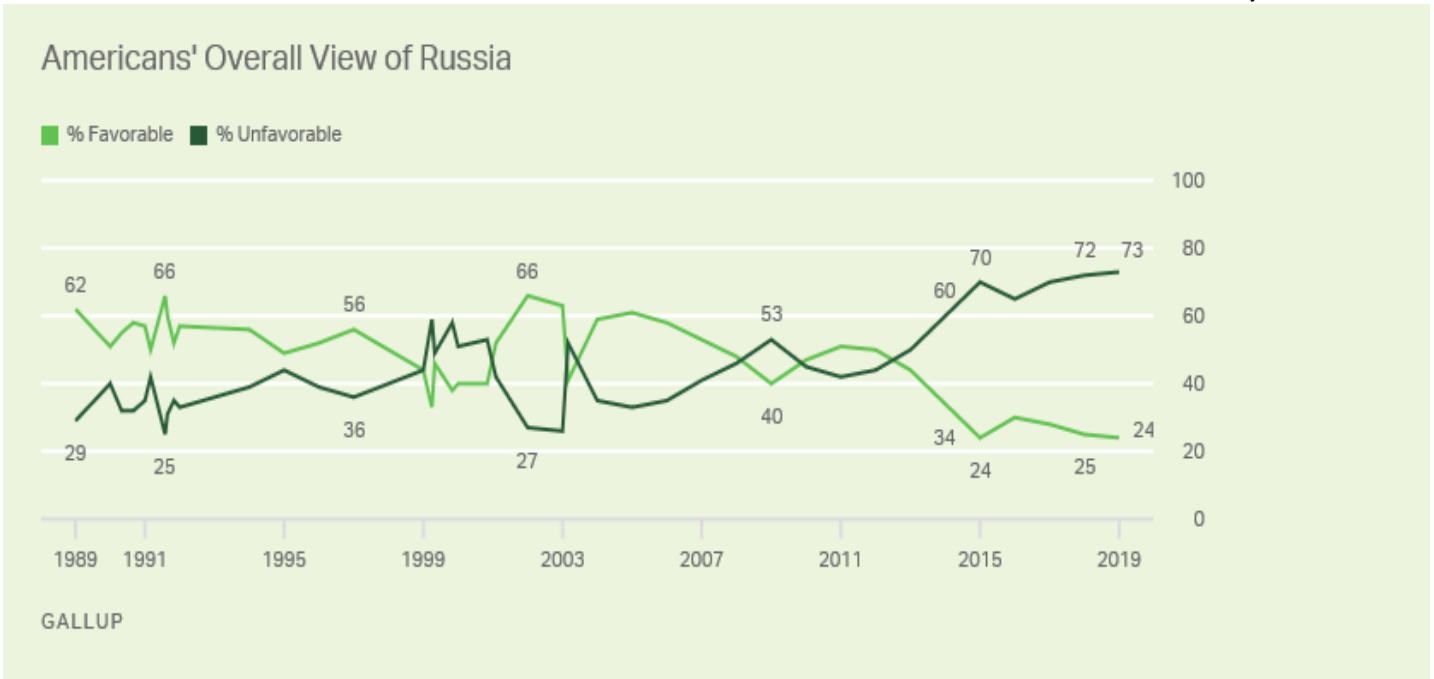
While Russia is the top choice of Democrats by a wide margin over North Korea (mentioned by 17% of Democrats), Republicans are more likely to name both China (22%) and Iran (19%) as the top enemy than name Russia, while 12% name North Korea.

Russia in Prolonged Period of Poor Ratings

After nearly two decades of mostly positive favorable ratings in the U.S. following the collapse of the Soviet Union in 1989, Russia has consistently sparked more negative than positive ratings since 2013.

Russia's U.S. favorable rating was 44% in February 2013, but [dipped further in 2014 to 34%](#), after Russia had offered the former U.S. intelligence contractor-turned leaker, Edward Snowden, asylum. As Gallup noted at the time, Russia's deteriorating image may also have reflected growing U.S.-Russia tensions over the Syrian civil war, as well as controversy over aspects of the 2014 Winter Olympics which Russia hosted.

Positive views of Russia have since dropped below 30% while more than 70% of Americans have rated it unfavorably. The 24% viewing it favorably today includes low levels of all party groups: 30% of Republicans, 23% of independents and 17% of Democrats.



Bottom Line

Even before Russian state television this weekend identified which U.S. military installations would be targeted should Russia launch nuclear strikes on the U.S., Americans had grown increasingly wary of Russia. This trend has continued under Trump, but it started during Barack Obama's presidency.

Today, Democrats are more critical than Republicans of Russia, but even most Republicans view Russia unfavorably and half consider its military a vital threat. It remains to be seen if this broad agreement influences how Americans react to both the Mueller report concerning alleged Russian interference in U.S. elections and to future Trump policies dealing with Moscow and U.S. national defense. (Gallup USA)

February 27, 2019

Source: https://news.gallup.com/poll/247100/majority-americans-consider-russia-critical-threat.aspx?g_source=link_NEWSV9&g_medium=NEWSFEED&g_campaign=item_&g_content=Majority%2520of%2520Americans%2520Now%2520Consider%2520Russia%2520a%2520Critical%2520Threat

Gilani's Gallopedia (2007-2019)

A Quantitative Analysis

A quantitative analysis of global polls monitored during the 8 year period January 2007 – January 2014

KEY STATISTICS

- 1- Number of Surveys (*a selection on key political and social issues*): \approx 6,805 polls during the period 2007-2014
- 2- Subjects of Interest (*we have made a list of 125 subjects, further grouped into 9 broad categories, namely: Governance, Globalization (inclusive of global economic issues) Global Conflicts (conflict zones), Global leaders (USA and Emerging powers), Global Environment, Family, Religion, and other miscellaneous*)
- 3- Number of countries covered by one or more surveys: \approx 178 during the period 2007-2014
- 4- Number polling organizations whose polls have been cited: \approx 358 during the period 2007-2014

