

# Gallopedia

From **Gilani Research Foundation**

February 2019, Issue # **578\***

Compiled on a weekly basis since January 2007

Gilani's Gallopedia is a weekly Digest of Opinions in a globalized world - one window on global opinion polling compiled by Gilani Research Foundation

## Who are we?

*Gilani's Gallopedia* is a weekly digest of opinions in a globalized world. It provides a one window access to Global Opinion Polls on a weekly basis. It is produced by a team of researchers led by Dr. Ijaz Shafi Gilani, and is a not for profit public service. It is co-edited by Mohsina Ahmed.

Our name reflects the rapid pace at which global polls are brought to the community of pollsters and other interested readers. Gilani's Gallopedia is not related to any polling agency and makes its selection from any publically available poll based on its relevance to our reader's interests. Over the years it has reported polls conducted by over 350 agencies and institutions.

### Contact Details:

**Mohsina Ahmed**

Senior Research Manager

Gallup Pakistan

Email: [mohsina.ahmed@gallup.com.pk](mailto:mohsina.ahmed@gallup.com.pk)



[Topic of the week: \(Click for details\)](#)

## INSIDE THIS ISSUE

THIS WEEKLY REPORT CONSISTS OF **27**  
NATIONAL & MULTI COUNTRY SURVEYS **8**  
POLLING ORGANIZATIONS HAVE BEEN  
REPRESENTED.

Pg <b>2</b>	<a href="#">Asia zone</a> this week- <b>01</b> national poll	
Pg <b>2</b>	<a href="#">Africas zone</a> this week- <b>04</b> national polls	
Pg <b>3</b>	<a href="#">Euro Americas zone</a> this week- <b>16</b> national polls	
Pg <b>8</b>	<b>TOPIC OF THE WEEK:</b> Eurotrack: Which countries do Europeans think should be in the EU?	

Countries are represented in blue; Polling organizations are represented in pink. For reference to source of each poll clicks to detail are provided in the text



## Asia Zone

► MIDDLE EAST & NORTH AFRICA; WEST ASIA; SOUTH ASIA; NORTH ASIA; EAST ASIA

### ► SOUTHEAST ASIA:

578-1 [SWS confirms survey on electoral preferences in Pasay City](#) (Click for Details)

(Philippines) In view of a sponsor-authorized release of a commissioned survey, SWS is disclosing the survey's pertinent results and technical details, for the benefit of the public. (SWS)

March 07, 2019

1.1 Domestic Politics » Elections

	%
Calisto, Antonino	86
Alas, Elmer	6
Mitra, Elmer	3
Ordiales, Pele	1
Gerbolinga, Mommy Metel	1
Undecided*	3

\* Non-eligible candidates, including candidates who are not yet registered voters, and candidates who are not yet qualified to run for office.

SWS  
Sociological  
Research  
Foundation 1955

Survey by Electoral Preference and Intent  
Administered in Pasay City, Jan 25-28, 2019



## Africa Zone

► WEST AFRICA; EAST AFRICA; CENTRAL AFRICA; SOUTHERN AFRICA

### ► AFRICA

578-2 [Lived poverty on the rise, economic assessments on a slide in South Africa](#) (Click for Details)

(Africa) Africa's second-largest economy has been struggling. High unemployment (27.1% overall) has reached frightening levels among South Africa's youth (54.7%). Rising prices for fuel and basic commodities have eroded consumers' purchasing power. (Afrobarometer)

March 05, 2019

3.5 Economy » Poverty

578-3 [Almost half of Malawians consider emigration; most-educated are most likely to look overseas](#) (Click for Details)

(Africa) Between 2000 and 2017, the number of international migrants from Africa grew by 67%, including many professionals opting for greener pastures in developed countries (Pathera, 2014; Wulfhorst, 2018; Pew Research Center, 2018; Chloe, 2007).

(Afrobarometer)

March 06, 2019

4.8 Society » Immigration/Refugees

How much, if at all, have you considered moving to another country to live?

**46%** 

of unemployed Malawians have considered emigration 'a lot'

## Page 2 of 11

**Disclaimer:** Gilani's Gallopedia is a not for profit activity and every effort has been made to give attribution to respective polling organizations. All material presented here is available elsewhere as public information. Readers may please visit the original source for further details. Gilani Research foundation does not bear any responsibility for accuracy of data or the methods and does not claim any proprietary rights benefits or responsibilities thereof.

578-4 [How trustworthy and professional is Togo's military? Depends on whom you ask](#) (Click for Details)

(Africa) The military's proximity to executive power has long been decried by opposition parties, who charge that the armed forces have a stranglehold not just on government authority but even on prominent financial institutions in Togo (IRIN, 2005). (Afrobarometer)

March 06, 2019


2.10 Foreign Affairs & Security » Military Issues/ Defense

578-5 [Governorship Pre-Election Poll March 2019](#) (Click for Details)

(Africa) Ahead of the March 9th 2019 governorship election, NOI Polls conducted pre-election polls in some selected states including; Gombe, Imo, Lagos, Plateau and Zamfara States; to gauge public sentiments for their preferred governorship candidates. (NOI Polls)

March 08, 2019

1.1 Domestic Politics » Elections



## Euro Americas Zone

▶ EAST EUROPE, WEST EUROPE; NORTH AMERICA; LATIN AMERICA & AUSTRALASIA

### ▶ WEST EUROPE

578-6 [Brits have grown more positive about immigration](#) (Click for Details)

(UK) Four in five Brits (85%) agree that there are political divisions in society (vs 81% globally) but despite the ructions that Brexit has caused, Brits are more confident that these divisions are healthy for society (41% compared to 33% globally). Findings are very similar across the home nations: Northern Ireland (36%), Wales (41%), England (41%) and Scotland (38%). (Ipsos MORI)

March 04, 2019

4.8 Society » Immigration/Refugees

578-7 [Half of Brits think there are more advantages to being a man than a woman](#) (Click for Details)

(UK) Half of Brits (49%) believe that young women today will have a better life than women of their parents' generation. A quarter (25%) think it will be about the same, but 19% think things will be worse. Older generations are more pessimistic with 21% saying it will be worse compared to 15% of under 35s. (Ipsos MORI)

March 05, 2019

4.5 Society » Gender Issues

578-8 [Are we all feminists now? Attitudes to gender equality in Scotland](#) (Click for Details)

(UK) In Scotland, women and girls are far more likely to be victims of domestic abuse (79% of cases reported in 2016-17 had a female victim and male perpetrator) and far more likely to experience sexual assault (20% of

### Page 3 of 11

**Disclaimer:** Gilani's Gallopedia is a not for profit activity and every effort has been made to give attribution to respective polling organizations. All material presented here is available elsewhere as public information. Readers may please visit the original source for further details. Gilani Research foundation does not bear any responsibility for accuracy of data or the methods and does not claim any proprietary rights benefits or responsibilities thereof.

women and 4% of men experience sexual assault as adults). The recent success of the class action brought by female council workers in Glasgow has highlighted ongoing issues of unequal pay. Meanwhile, men in Scotland (as elsewhere) have been slow to take up new flexible working options to enable them to share care for their children more equally. (Ipsos MORI)

March 08, 2019

[4.5 Society » Gender Issues](#)

578-9 [Eurotrack: Which countries do Europeans think should be in the EU? \(Click for Details\)](#)

(UK) We asked the public in six EU member states (Britain, France, Germany, Sweden, Denmark and Finland) whether it was right or wrong to have allowed each of the current members of the EU to have joined, as well as whether countries that are not currently members should be given permission to join if they wanted to do so. (YouGov)

March 05, 2019

[2.5 Foreign Affairs & Security » Regional Conflicts/ Issues](#)



578-10 [Heinz most popular brand among British women \(Click for Details\)](#)

(UK) The iconic American food company founded over a 150 years ago has risen from third place in last year's list of the most popular brands among British women to take pole position, with an Impression score of +53.7. (YouGov)

March 07, 2019

[4.7 Society » Morality, Values & Customs / Lifestyle](#)



578-11 [Voting Intention: Conservatives 40%, Labour 31% \(3-4 Mar\) \(Click for Details\)](#)

(UK) The latest YouGov/Times voting intention survey sees 40% of Britons backing the Conservative (from 41% in our last survey a fortnight ago) while 31% say they would vote Labour (from 30%). Elsewhere, the Liberal Democrats are on 11% (from 10%) and votes for other parties stand at 18% (from 19%). (YouGov)

March 08, 2019

[1.1 Domestic Politics » Elections](#)

578-12 [Could you live without your smartphone? \(Click for Details\)](#)

(UK) Nine out of ten Britons (88%) now own a smartphone, and new YouGov RealTime research reveals that a sizable proportion of them – rising to a majority among 18 to 34 year olds – would feel anxious, nervous or worried about being parted from their device for even a single day. But it also shows that they believe they'd be more able to focus on tasks and take in what's going on around them. (YouGov)

March 08, 2019

[4.7 Society » Morality, Values & Customs / Lifestyle](#)

578-13 [Majority of Britons think gender equality has yet to be reached in seven key areas \(Click for Details\)](#)

(UK) Across all fields, a majority think that more needs to be done; the largest figure was the 71% who feel that there's still some way to go in achieving equal gender pay in Britain. Four in five (80%) women have this opinion compared to 62% of men. In addition older people are more likely to think more action is required (78% of those aged 65 and over, compared to 59% of 18 to 24 year olds). (YouGov)

March 08, 2019

[4.5 Society » Gender Issues](#)

---

## Page 4 of 11

**Disclaimer:** Gilani's Gallopedia is a not for profit activity and every effort has been made to give attribution to respective polling organizations. All material presented here is available elsewhere as public information. Readers may please visit the original source for further details. Gilani Research foundation does not bear any responsibility for accuracy of data or the methods and does not claim any proprietary rights benefits or responsibilities thereof.

## ► NORTH AMERICA

### 578-14 [Majorities of Americans See the Need for NATO and the UN](#) [\(Click for Details\)](#)

(USA) President Donald Trump, who has questioned U.S. support for international organizations with his "America First" foreign policy, has been particularly skeptical of NATO, openly questioning the need for the alliance and expressing his wish to pull the U.S. out of it. A clear majority of Americans (currently 77%) continue to say the alliance should be maintained. **(Gallup USA)**

March 04, 2019

[2.10 Foreign Affairs & Security](#) » [Military Issues/ Defense](#)

### 578-15 [Americans, but Not Liberal Democrats, Mostly Pro-Israel](#) [\(Click for Details\)](#)

(USA) The majority of Americans remain partial toward Israel in the Israeli-Palestinian conflict, with 59% saying they sympathize more with the Israelis whereas 21% sympathize more with the Palestinians. While still widespread, sympathy toward Israel is down from 64% in 2018 and marks the lowest percentage favoring Israel since 2009. Meanwhile, the 21% sympathizing more with the Palestinians, statistically unchanged from a year ago, is the highest by one point in Gallup's trend since 2001. **(Gallup USA)**

March 06, 2019

[2.12 Foreign Affairs and Security >> Bi/Tri-lateral Relations](#)



### 578-16 [Americans' drinking habits vary by faith](#) [\(Click for Details\)](#)

(USA) Half of U.S. adults (51%) who say they attend religious services at least once a month report drinking alcohol in the past 30 days, according to the survey. That compares with roughly six-in-ten (62%) among people who attend worship services less often or not at all. Similarly, only 13% of monthly attenders engaged in recent binge drinking – defined as four or more drinks on a single occasion for women and five or more for men – compared with 21% of less frequent attenders. **(PEW)**

March 06, 2019

[4.7 Society](#) » [Morality, Values & Customs / Lifestyle](#)

### 578-17 [Biden Still Well-Liked by Americans](#) [\(Click for Details\)](#)

(USA) As many Democratic Party supporters and power brokers wait to see whether former Vice President Joe Biden will enter the 2020 presidential race, recent Gallup polling indicates that he would be a formidable candidate, given Americans' positive image of him. Currently, 56% of Americans have a favorable opinion about Biden. Although that is down slightly from the prior reading in January 2017 near the end of his vice presidency, it still ranks among the best Gallup has measured for him to date.

**(Gallup USA)**

March 07, 2019

[1.2 Domestic Politics](#) » [Performance Ratings](#)




---

## Page 5 of 11

**Disclaimer:** Gilani's Gallopedia is a not for profit activity and every effort has been made to give attribution to respective polling organizations. All material presented here is available elsewhere as public information. Readers may please visit the original source for further details. Gilani Research foundation does not bear any responsibility for accuracy of data or the methods and does not claim any proprietary rights benefits or responsibilities thereof.

578-18 [U.S. Women Feel Less Respected Than European, Canadian Peers \(Click for Details\)](#)  
**(USA)** A record-low 59% of Americans in 2018 said women in their country are treated with respect and dignity. This is down sharply from 68% the previous year, with most of the slump coming from U.S. women -- among whom less than half (48%) currently feel U.S. women are treated with respect. **(Gallup USA)**

March 08, 2019

4.5 Society » Gender Issues



578-19 [More Seats for Women in the House, Not Enough at the Table \(Click for Details\)](#)

**(USA)** Record-high numbers of women ran for office at all levels of government in the 2018 U.S. midterm elections. Women were particularly successful in the congressional elections, with the total number of women in the House of Representatives rising to 102, and to 25 in the Senate -- both all-time highs. **(Gallup USA)**

March 08, 2019

1.1 Domestic Politics » Elections

578-20 [Many immigrants with Temporary Protected Status face uncertain future in U.S. \(Click for Details\)](#)

**(USA)** Roughly 318,000 people currently have this protected status after fleeing their countries because of war, hurricanes, earthquakes or other extraordinary conditions that could make it dangerous for them to live in that country. Nearly all had been expected to lose their benefits either this year or next, although that now depends on the outcome of lawsuits challenging the government's decision to terminate TPS benefits. Federal officials have said that TPS is meant to provide temporary rather than long-term relief. **(PEW)**

March 08, 2019

4.8 Society » Immigration/Refugees

578-21 [Respect for U.S. Women Hit New Low Before Midterms \(Click for Details\)](#)

**(USA)** In the wake of the #MeToo movement and amid what many have dubbed, "the Year of the Woman," U.S. women were feeling less treated with respect and dignity in 2018 than at any point since 2011. A few months before a record number of women were elected to Congress last year, a record-low 48% of U.S. women believed women in the country are treated with respect and dignity. **(Gallup USA)**

March 08, 2019

4.5 Society » Gender Issues



## ► AUSTRALASIA

578-22 [ANZ-Roy Morgan Australian Consumer Confidence up to 114.8 \(Click for Details\)](#)

**(Australia)** ANZ-Roy Morgan Australian Consumer Confidence was up marginally last week, gaining 0.6%. **(Roy Morgan)**

March 05, 2019

3.2 Economy » Consumer Confidence/Protection

578-23 [Wonder Woman on top and Captain Marvel one to watch \(Click for Details\)](#)

**(Australia)** Wonder Woman is again Australia's favourite superhero for kids aged 6-13 years old. An estimated 394,000 Aussie kids picked Wonder Woman as their favourite superhero in the year to December 2018, up a stunning 137,000 from a year ago. **(Roy Morgan)**

March 07, 2019

4.16 Society » Entertainment

## Page 6 of 11

**Disclaimer:** Gilani's Gallopedia is a not for profit activity and every effort has been made to give attribution to respective polling organizations. All material presented here is available elsewhere as public information. Readers may please visit the original source for further details. Gilani Research foundation does not bear any responsibility for accuracy of data or the methods and does not claim any proprietary rights benefits or responsibilities thereof.

578-24 [Mobile Virtual Network Operators taking market share from Mobile Networks](#) (Click for Details)

(Australia) Over 6.7 million Australians (32.6%) now have a prepaid mobile phone and a rising share of these prepaid mobile phones are bought via a Mobile Virtual Network Operator such as those operated by the likes of Aldi Mobile, Amaysim, Kogan, Boost, Lebara, Lycamobile and others according to the latest research conducted by Roy Morgan in the six months to December 2018. (Roy Morgan)

March 07, 2019

3.12 Economy » IT & Telecom

► **MULTI-COUNTRY STUDIES**

578-25 [Americans and Germans Disagree on the State of Bilateral Relations, but Largely Align on Key International Issues](#) (Click for Details)

In U.S seven-in-ten say that relations with Germany are good, a sentiment that has not changed much in the past year. Germans, on the other hand, are much more negative: 73% say that relations with the U.S. are bad, a 17-percentage-point increase since 2017. (PEW)

March 04, 2019

2.12 Foreign Affairs and Security >> Bi/Tri-lateral Relations

578-26 [Mobile Connectivity in Emerging Economies](#) (Click for Details)

Surveys conducted in 11 emerging and developing countries across four global regions find that the vast majority of adults in these countries own – or have access to – a mobile phone of some kind.<sup>1</sup> And these mobile phones are not simply basic devices with little more than voice and texting capacity: A median of 53% across these nations now have access to a smartphone capable of accessing the internet and running apps.

(PEW)

March 07, 2019

3.12 Economy » IT & Telecom

578-27 [Do Mobile Connections Improve Women's Lives?](#) (Click for Details)

Specifically, women's average ratings of their lives today increase by 1.27 points and men's increase by 1.19 points when mobile ownership is supplemented with internet access. On the experiential wellbeing scale, women's wellbeing sees a 0.55-point increase and men's a 0.41-point increase when owning a mobile is accompanied by internet access.

(Gallup USA)

March 08, 2019

3.12 Economy » IT & Telecom



## Topic of the week:

# Eurotrack: Which countries do Europeans think should be in the EU?

► This page is devoted to opinions of countries whose polling activity is generally not known very widely or where a recent topical issue requires special attention.

## Eurotrack: Which countries do Europeans think should be in the EU?

Romania and Bulgaria's presence in the EU has proved particularly unpopular



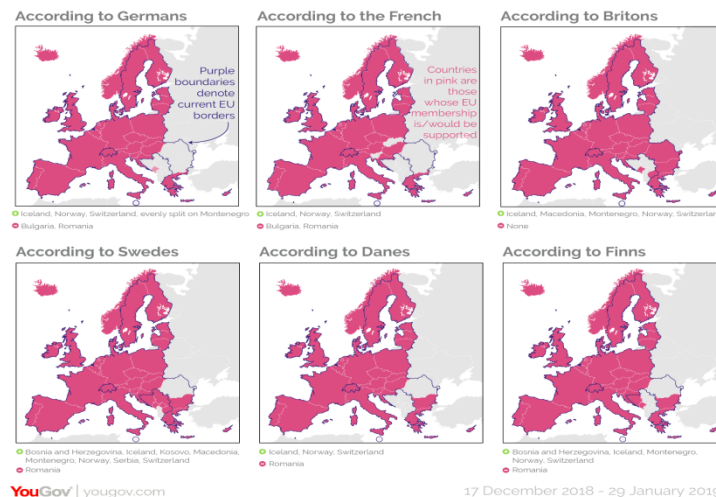
Recent YouGov Eurotrack survey data reveals how the borders of the European Union might shift if it were up to the public in key European nations.



We asked the public in six EU member states (Britain, France, Germany, Sweden, Denmark and Finland) whether it was right or wrong to have allowed each of the current members of the EU to have joined, as well as whether countries that are not currently members should be given permission to join if they wanted to do so.

### Eurotrack: what might the borders of the EU be if the decision were up to European publics?

Based on responses to questions asking whether it was right or wrong to allow certain EU members to have joined, and whether certain other non-members should be allowed to join



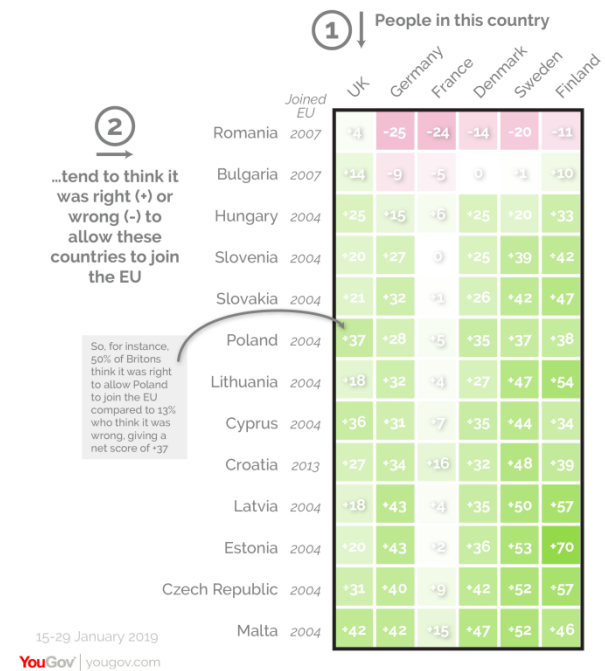
**Disclaimer:** Gilani's Gallopedia is a not for profit activity and every effort has been made to give attribution to respective polling organizations. All material presented here is available elsewhere as public information. Readers may please visit the original source for further details. Gilani Research foundation does not bear any responsibility for accuracy of data or the methods and does not claim any proprietary rights benefits or responsibilities thereof.

Looking first at those countries that joined in the 2004 enlargement or later shows that the admission of Romania in 2007 has proved particularly unpopular. In Germany, France, Denmark, Sweden and Finland the number of people who think that it was a mistake to allow Romania to join outnumber those that don't by double digits.

The French and German publics also tend to think Bulgaria should not have been allowed to join, while Danes and Swedes are very evenly split on the wisdom of Bulgarian accession. Finns by contrast tend to be ok with Bulgaria's membership.

Only in Britain is there a tendency to support both countries' EU membership (although in the case of Romania it is still fairly weak).

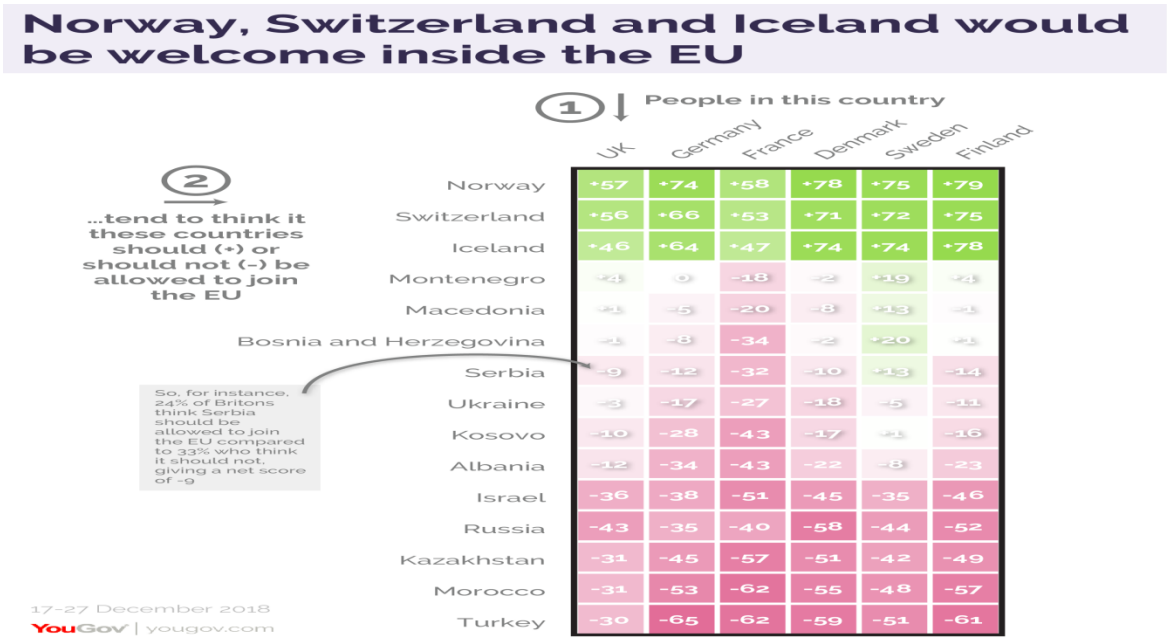
**The French are the least positive about the 2004 and later EU expansions**



While the entrance of the other 11 countries to have joined since 2004 has been broadly well received, attitudes in France are far more negative across the board, to the extent that French people are evenly split on whether or not it was wrong to admit the Baltic countries, as well as Slovenia and Slovakia. By contrast, in the other five EU countries surveyed support for having allowed these countries to join holds leads from 15 to 70 percentage point leads over opposition.

When it comes to those nations that were members of the EU before the 2004 enlargement the study finds support in every nation asked for these earlier countries' membership. The only country that some waver over is Greece, backing for which is only single digits higher than opposition in France (+8) and Finland (+9).

In terms of countries that are not currently EU members, there is strong support for allowing Iceland, Switzerland and Norway to join (although the same survey found Norwegians clear that they don't want to, by 63% to 20%).



Swedes, Finns and Britons are in favour of allowing Montenegro to join (and Germans are evenly split). Swedes are the most permissive, also backing Serbia, Kosovo, Macedonia (along with Britons) and Bosnia and Herzegovina (along with Finns) being allowed to join.

Turkey, whose membership has long since been teased by the EU, is one of the countries that people are least keen on seeing join, coming bottom in all nations except Britain (where the honour goes to Russia). Aside from these two countries, there is also no overall support in any Eurotrack nation for potential membership for Ukraine, Albania, Israel, Kazakhstan and Morocco.

Source: <https://yougov.co.uk/topics/international/articles-reports/2019/03/05/eurotrack-it-was-mistake-admit-romania-and-bulgari>

## Gilani's Gallopedia (2007-2019)

### A Quantitative Analysis

A quantitative analysis of global polls monitored during the 8 year period January 2007 – January 2014

#### KEY STATISTICS

- 1- Number of Surveys (*a selection on key political and social issues*):  $\approx$  6,805 polls during the period 2007-2014
- 2- Subjects of Interest (*we have made a list of 125 subjects, further grouped into 9 broad categories, namely: **Governance, Globalization** (inclusive of global economic issues) **Global Conflicts** (conflict zones), **Global leaders** (USA and Emerging powers), **Global Environment, Family, Religion, and other miscellaneous***)
- 3- Number of **countries** covered by one or more surveys:  $\approx$  178 during the period 2007-2014
- 4- Number **polling organizations** whose polls have been cited:  $\approx$  358 during the period 2007-2014

