

Gallopedia

From **Gilani Research Foundation**

April 2019, Issue # **581***

Compiled on a weekly basis since January 2007

Gilani's Gallopedia is a weekly Digest of Opinions in a globalized world - one window on global opinion polling compiled by Gilani Research Foundation

Who are we?

Gilani's Gallopedia is a weekly digest of opinions in a globalized world. It provides a one window access to Global Opinion Polls on a weekly basis. It is produced by a team of researchers led by Dr. Ijaz Shafi Gilani, and is a not for profit public service. It is co-edited by Mohsina Ahmed.

Our name reflects the rapid pace at which global polls are brought to the community of pollsters and other interested readers. Gilani's Gallopedia is not related to any polling agency and makes its selection from any publically available poll based on its relevance to our reader's interests. Over the years it has reported polls conducted by over 350 agencies and institutions.

Contact Details:

Mohsina Ahmed

Senior Research Manager

Gallup Pakistan





Email: mohsina.ahmed@gallup.com.pk



[Topic of the week: \(Click for details\)](#)

INSIDE THIS ISSUE

THIS WEEKLY REPORT CONSISTS OF **18**
NATIONAL & MULTI COUNTRY SURVEYS **7**
POLLING ORGANIZATIONS HAVE BEEN
REPRESENTED.

Pg 2	Asia zone this week- 01 national polls	
Pg 2	Africas zone this week- 02 national poll	
Pg 3	Euro Americas zone this week- 15 national polls	
Pg 8	TOPIC OF THE WEEK: Majority Says Trump Has Done 'Too Little' to Distance Himself from White Nationalists	

Countries are represented in blue; Polling organizations are represented in pink. For reference to source of each poll clicks to detail are provided in the text



Asia Zone

- ▶ MIDDLE EAST& NORTH AFRICA; WEST ASIA; SOUTH ASIA; NORTH ASIA; EAST ASIA

▶ SOUTHEAST ASIA:

581-1 [Four in five UAE residents feel they have faced discrimination while looking for work](#) ([Click for Details](#))

(UAE) The study looks into the various areas of life where people have faced discrimination and the form this discrimination takes reveals the extent of discrimination in the Emirate. Other common areas where people say they have faced prejudice are getting a promotion (60%), being offered the right salary (60%), and in their day to day interactions at work (65%). ([YouGov MENA](#))

March 25, 2019

4.9 Society » Justice



Africa Zone

- ▶ WEST AFRICA; EAST AFRICA; CENTRAL AFRICA; SOUTHERN AFRICA

▶ AFRICA

581-2 [Burkinabe see improving health care delivery, but gaps in serving the poor and some regions](#) ([Click for Details](#))

(Africa) According to the recent Afrobarometer survey, a majority of citizens say the government has succeeded in improving health-care delivery, but regional inequalities and gaps in serving the poor remain. ([Afrobarometer](#))

March 25, 2019

4.11 Society » Health

581-3 [In search of opportunity: Young and educated Africans most likely to consider moving abroad](#) ([Click for Details](#))

(Africa) Finding work and escaping economic hardship are the most frequently cited reasons to consider emigrating – fully in line with our earlier findings that unemployment is the most important problem that Africans want their governments to address and that among the United Nations' Sustainable Development Goals, SDG8 (“decent work and economic growth”) is the highest priority for ordinary Africans (Coulibaly, Silwé, & Logan, 2018). ([Afrobarometer](#))

March 26, 2019

4.7 Society » Morality, Values & Customs / Lifestyle

4.10 Society » Education



Page 2 of 19

Disclaimer: Gilani's Gallopedia is a not for profit activity and every effort has been made to give attribution to respective polling organizations. All material presented here is available elsewhere as public information. Readers may please visit the original source for further details. Gilani Research foundation does not bear any responsibility for accuracy of data or the methods and does not claim any proprietary rights benefits or responsibilities thereof.

Euro Americas Zone

▶ EAST EUROPE, WEST EUROPE; NORTH AMERICA; LATIN AMERICA & AUSTRALASIA

▶ WEST EUROPE

581-4 [Corbyn and May both hit new favorability lows](#) (Click for Details)

(UK) Both are now less popular than ever before. Just 26% of the public currently have a favourable opinion of Theresa May, and 65% have a negative opinion. This gives her a net score of -39. Most of the fieldwork was conducted on Friday and Saturday, before the rumours of an attempted coup surfaced Saturday evening. (YouGov)

March 25, 2019

1.2 Domestic Politics » Performance Ratings



581-5 [95% of the vegans consider themselves healthy eaters](#) (Click for Details)

(UK) While almost all (95%) vegans believe their diet is healthy, they are more likely than followers of other diets to be concerned about their food's protein content (17%). This is arguably because it's harder to find certain nutrients outside of meat or dairy products. (YouGov)

March 26, 2019

4.7 Society » Morality, Values & Customs / Lifestyle

4.11 Society » Health

581-6 [Is flexitarianism the diet of the future?](#) (Click for Details)

(UK) According to YouGov research 14% of the population consider themselves flexitarians, meaning they only occasionally eat meat. This group is sometimes dubbed "semi-vegetarians", implying that this lifestyle is just a step on the road to becoming full vegetarians or vegans. (YouGov)

March 26, 2019

4.7 Society » Morality, Values & Customs / Lifestyle



581-7 [Support for May falls again, but she is still seen as more Prime Ministerial than alternatives](#) (Click for Details)

(UK) The poll shows three in ten Britons agree that she has what it takes to be a good Prime Minister (30%, down from 33% last September), with 57% disagreeing (up from 53%). Although these figures are her lowest since becoming PM they are still higher than her Labour counterpart, for whom one in five (21%, down six points) think Jeremy Corbyn has what it takes to be a good PM while two-thirds (67%, up seven) disagree. (Ipsos MORI)

March 27, 2019

1.2 Domestic Politics » Performance Ratings

581-8 [Britons scramble to Brexit-proof their finances](#) (Click for Details)

(UK) Consumer confidence has steadily fallen since the 2016 Brexit referendum. Currently, 61% of the public expect the UK economy to worsen over the next 12 months and around two in five (41%) expect their own personal financial situation to decline. (YouGov)



Page 3 of 19

Disclaimer: Gilani's Gallopedia is a not for profit activity and every effort has been made to give attribution to respective polling organizations. All material presented here is available elsewhere as public information. Readers may please visit the original source for further details. Gilani Research foundation does not bear any responsibility for accuracy of data or the methods and does not claim any proprietary rights benefits or responsibilities thereof.

February 01, 2019

3.2 Economy » Consumer Confidence/Protection

581-9 [Britons divided on ending daylight saving time](#) (Click for Details)

(UK) Faced with this choice a new [YouGov Realtime](#) survey finds that the majority of Britons (59%) would opt to remain permanently on summer time, sacrificing light in the morning in the winter for more daylight on summer evenings. (YouGov)

March 29, 2019

4.7 Society » Morality, Values & Customs / Lifestyle



► NORTH AMERICA

581-10 [Americans as Concerned as Ever About Global Warming](#) (Click for Details)

(USA) Americans' views about global warming have held steady in the past year near the high points reached in 2017 and 2018. Currently, about two-thirds acknowledge in various ways that global warming is a real problem. At the same time, less than half express intense concern about the issue, although concern has been higher from 2016 through 2018 than it was previously. (Gallup USA)

March 25, 2019

4.14 Society » Environment/ Disasters

581-11 [Most Americans- especially Republicans- say local journalists shouldn't express views on local issues](#) (Click for Details)

(USA) Overall, 61% of U.S. adults feel that local journalists should not share their views about local issues and events, compared with 36% who say they should, according to the survey, conducted Oct. 15-Nov. 8, 2018, among nearly 35,000 U.S. adults. (PEW)

March 26, 2019

4.6 Society » Media/ New Media

4.7 Society » Morality, Values & Customs / Lifestyle

581-12 [40 Years After Three Mile Island, Americans Split on Nuclear Power](#) (Click for Details)

(USA) Four decades after a radiation leak at the Three Mile Island (TMI) nuclear power plant in Pennsylvania caused a national scare, Americans are evenly split on the use of nuclear power as a U.S. energy source. Forty-nine percent of U.S. adults either strongly favor (17%) or somewhat favor (32%) the use of nuclear energy to generate electricity, while 49% either strongly oppose (21%) or somewhat oppose (28%) its use. (Gallup USA)

March 27, 2019


3.10 Economy » Energy/Nuclear Issues

581-13 [Majority Says Trump Has Done 'Too Little' to Distance Himself From White Nationalists](#) (Click for Details)

(USA) 56% majority says Trump has done too little to distance himself from white nationalist groups; 29% say he has done about the right amount to distance himself from such groups, while 7% say he has done too much. These views are virtually unchanged since December 2016, shortly before Trump took office. (PEW)

March 28, 2019

1.2 Domestic Politics » Performance Ratings



Page 4 of 19

Disclaimer: Gilani's Gallopedia is a not for profit activity and every effort has been made to give attribution to respective polling organizations. All material presented here is available elsewhere as public information. Readers may please visit the original source for further details. Gilani Research foundation does not bear any responsibility for accuracy of data or the methods and does not claim any proprietary rights benefits or responsibilities thereof.

581-14 [Few Investors Awake to 'Super-Saving' for Early Retirement](#) (Click for Details)

(USA) Americans have no shortage of reasons to accumulate savings, whether it be for retirement, an emergency fund, a major purchase (like a house or car) or a life experience (like college or a family vacation). Although many Americans have trouble saving any amount, the internet is full of advice for an even more energetic approach called FIRE -- or Financial Independence/Retire Early. It encourages workers to save half or more of their family income through things like frugal living and heavy investing to achieve "financial freedom." (Gallup USA)

March 28, 2019

3.9 Economy » Financial systems & Institutions

**581-15 [Science knowledge varies by race and ethnicity in U.S.](#) (Click for Details)**

(USA) U.S. racial and ethnic groups vary significantly in their knowledge of science-related issues, according to a new Pew Research Center survey that quizzed Americans about subjects ranging from life and physical sciences to numeracy and chart reading. (PEW)

March 28, 2019

4.3 Society » Ethnicity

4.10 Society » Education

► AUSTRALASIA**581-16 [Over 5 million Australians consider buying groceries online](#) (Click for Details)**

(Australia) Over 5 million Australian grocery buyers (31% of grocery buyers) would consider buying groceries online in the next year, up over 800,000 from a year ago the latest Roy Morgan research conducted in the year to December 2018 shows. (Roy Morgan)

March 25, 2019

4.7 Society » Morality, Values & Customs / Lifestyle

**581-17 [Myki transport app gives Android phones advantage over Apple](#) (Click for Details)**

(Australia) Victoria's 3.4 million plus public transport users (64% of Victorians aged 14+) are now able to pay their public transport fare via a newly developed Myki app released this week. However, the app is only available via phones operating with Google's Android operating system and is yet to be made available on the more widespread Apple iPhones. (Roy Morgan)

March 29, 2019

3.12 Economy » IT & Telecom

► MULTI-COUNTRY STUDY**581-18 [Many Nigerians, Tunisians and Kenyans say they plan to leave their countries in the next five years](#) (Click for Details)**

In Nigeria, Africa's most populated nation, nearly half (45%) of adults say they plan to move to another country within five years, by far the highest share among 12 countries surveyed across four continents. Meanwhile, a quarter (24%) of adults in Tunisia say they plan to leave within five years, as do 19% in Kenya. In 2017, substantial shares in Senegal, Ghana and South Africa [said the same](#). (PEW)

**Page 5 of 19**

Disclaimer: Gilani's Gallopedia is a not for profit activity and every effort has been made to give attribution to respective polling organizations. All material presented here is available elsewhere as public information. Readers may please visit the original source for further details. Gilani Research foundation does not bear any responsibility for accuracy of data or the methods and does not claim any proprietary rights benefits or responsibilities thereof.

March 27, 2019

4.7 Society » Morality, Values & Customs / Lifestyle
4.10 Society » Education

Topic of the week:

Majority Says Trump Has Done 'Too Little' to Distance Himself from White Nationalists

► This page is devoted to opinions of countries whose polling activity is generally not known very widely or where a recent topical issue requires special attention.

Majority Says Trump Has Done 'Too Little' to Distance Himself from White Nationalists



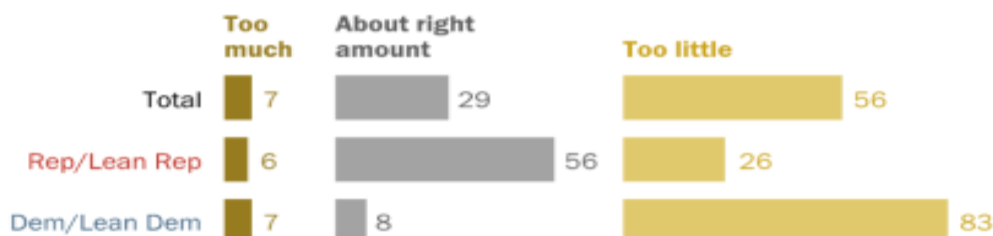
The public's views of Donald Trump have changed little over the course of his presidency – and this is the case for opinions about whether Trump has done enough to distance himself from white nationalist groups.



In a new survey, a 56% majority says Trump has done too little to distance himself from white nationalist groups; 29% say he has done about the right amount to distance himself from such groups, while 7% say he has done too much. These views are virtually unchanged since December 2016, shortly before Trump took office.

Majority of public says Trump has done too little to distance himself from white nationalist groups

% who say Trump has done ___ in distancing himself from white nationalist groups



Note: Don't know responses not shown.

Source: Survey of U.S. adults conducted March 20-25, 2019.

PEW RESEARCH CENTER

Page 6 of 19

Disclaimer: Gilani's Gallopedia is a not for profit activity and every effort has been made to give attribution to respective polling organizations. All material presented here is available elsewhere as public information. Readers may please visit the original source for further details. Gilani Research foundation does not bear any responsibility for accuracy of data or the methods and does not claim any proprietary rights benefits or responsibilities thereof.

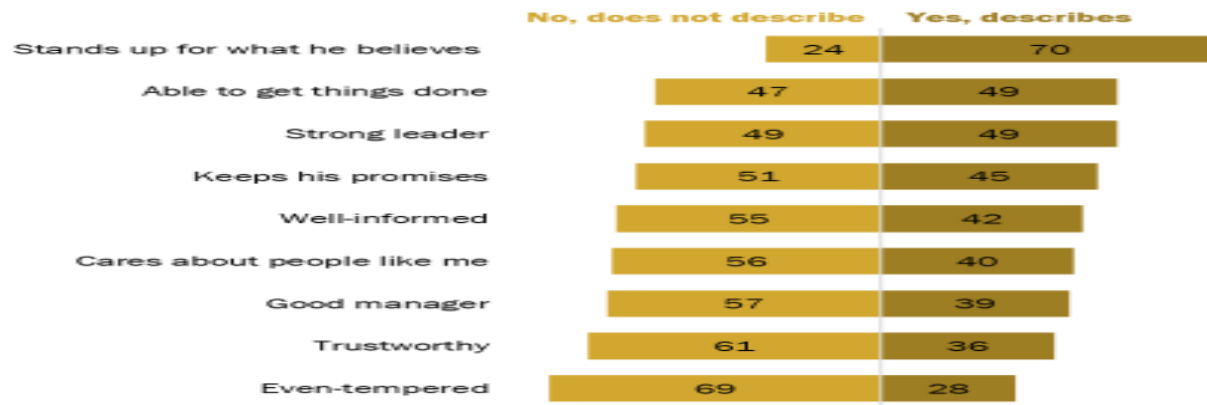
As with other attitudes about Trump, views on whether he has done enough to distance himself from white nationalism are deeply divided by party. Democrats are more than three times as likely as Republicans to say Trump has not done enough to distance himself from white nationalist groups (83% of Democrats and Democratic-leaning independents vs. 26% of Republicans and Republican leaners).

The survey by Pew Research Center, conducted March 20-25 among 1,503 adults, finds that 40% approve of the way Trump is handling his job as president, little changed since January (37%). The survey was largely completed when Attorney General William Barr announced March 24 that special counsel Robert Mueller had found no evidence that Trump's presidential campaign conspired with Russia to influence the 2016 election. Trump's job rating was not significantly different in the days following the release of Barr's report (March 24-25) than before his announcement (March 20-23).

Trump's job rating continues to be more stable – [and more polarized along partisan lines](#)– than those of past presidents. Currently, 81% of Republicans and Republican-leaning independents approve of Trump's job performance, while 88% of Democrats and Democratic leaners disapprove.

A sizable majority says Trump stands for his beliefs, but only about a quarter view him as 'even-tempered'

% who say each describes Trump



Note: Don't know responses not shown. Source: Survey of U.S. adults conducted March 20-25, 2019.

PEW RESEARCH CENTER

Similarly, assessments of Trump's personal traits and characteristics, including his trustworthiness, leadership and ability to get things done, have not changed much over the course of his presidency. Trump continues to get low ratings for his temperament: Just 28% of Americans say he is even-tempered, while 69% say that description does not apply. A somewhat larger share (36%) says Trump is trustworthy; a majority (61%) says Trump is not trustworthy.

By contrast, most Americans say Trump stands up for his beliefs (70%). They are divided in evaluations of his effectiveness and leadership; 49% say he is able to get things done, while an identical share says that Trump is a strong leader.

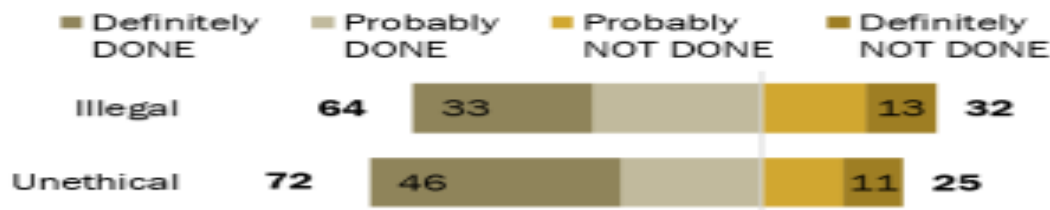
The survey – which, again, was largely completed before Barr’s report on the Mueller investigation – finds that 64% of Americans say that Trump definitely (33%) or probably (31%) has done something illegal while in office or when he was running for president. Only half as many (32%) say he definitely or probably has not done things that are illegal.

Most think it's at least probable that Trump has acted illegally or unethically

% who say they have heard or read _____ about allegations of misconduct by Trump



% who say that Trump has _____ things that are ...



Note: Don't know responses not shown.

Source: Survey of U.S. adults conducted March 20-25, 2019.

PEW RESEARCH CENTER

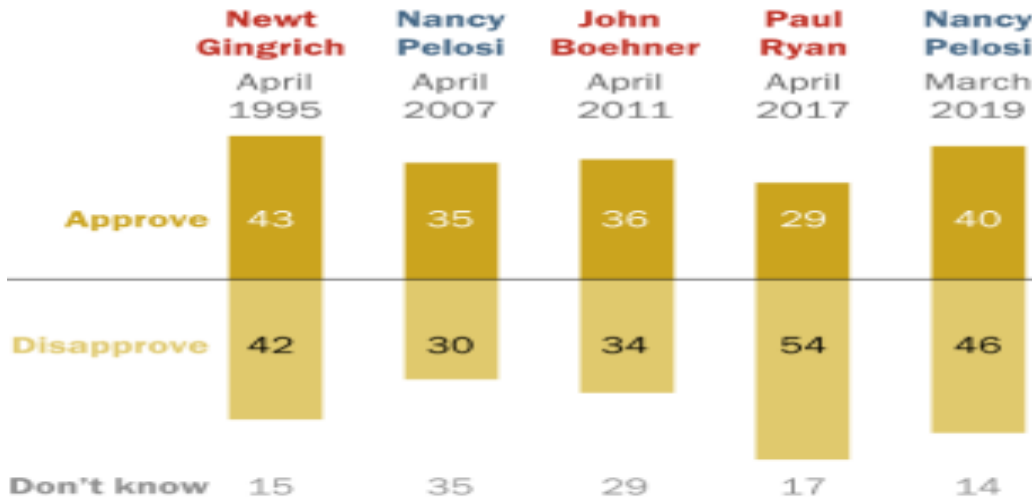
An even larger share (72%) thinks Trump definitely or probably has done something unethical – with 46% saying he has definitely done this.

While there are sizable partisan differences in opinions about whether Trump has done things that are illegal or unethical, a substantial minority of Republicans and Republican leaners (45%) say it is at least probable Trump has done something unethical, though just 14% say he “definitely” has done this. Among Democrats and Democratic leaners, 93% say he definitely or probably has done things that are unethical, with 73% saying this has definitely occurred.

As the new Congress approaches the 100-day mark, the public generally has negative views of both Democratic and Republican leaders. Just a third approve of the job performance of Democratic congressional leaders, while 59% disapprove. Job ratings for GOP leaders are similar (31% approve, 63% disapprove).

Pelosi's job rating is somewhat more negative than positive

% who approve of how _____ is handling their job as speaker of the House



Source: Survey of U.S. adults conducted March 20-25, 2019.

PEW RESEARCH CENTER

House Speaker Nancy Pelosi's job rating is somewhat more negative than positive: 40% approve of her job performance while 46% disapprove. Still, Pelosi's job rating is more positive than then-Speaker Paul Ryan's was two years ago. At similar points during their tenures as speaker, John Boehner and Newt Gingrich had evenly divided job ratings.

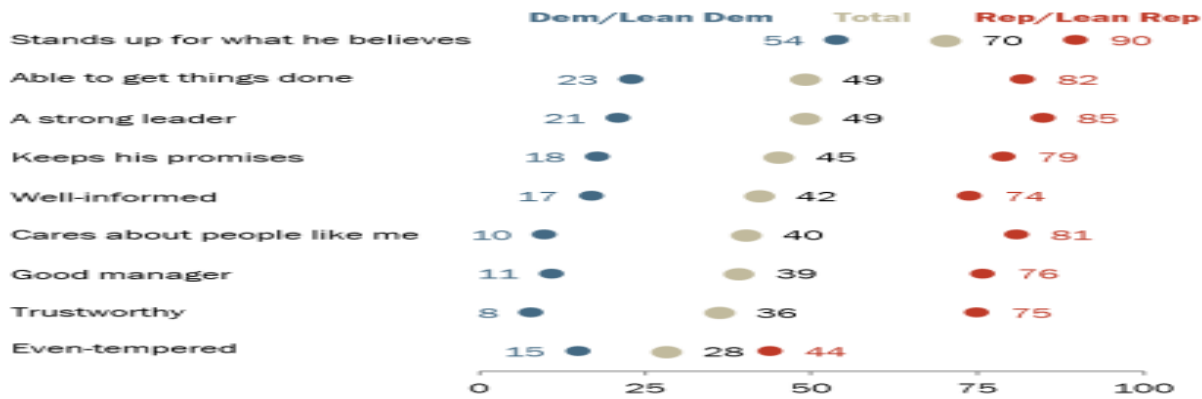
The partisan gap in views of Pelosi's job rating is generally wider than those of her predecessors. Democrats are about four times as likely as Republicans to approve of Pelosi's job performance than are Republicans (62% vs. 15%).

Views of Trump's personal traits, job approval

While evaluations of Trump's personal characteristics are sharply divided along partisan lines, there are smaller gaps on two personality traits: his temperament and whether he stands up for his beliefs. Fewer than half in both parties view him as even-tempered, while majorities of both Republicans and Democrats say Trump stands up for his beliefs.

More than half of Dems say Trump stands for beliefs; fewer than half of Reps say he is 'even-tempered'

% who say each describes Trump ...



Note: Don't know responses not shown. Source: Survey of U.S. adults conducted March 20-25, 2019.

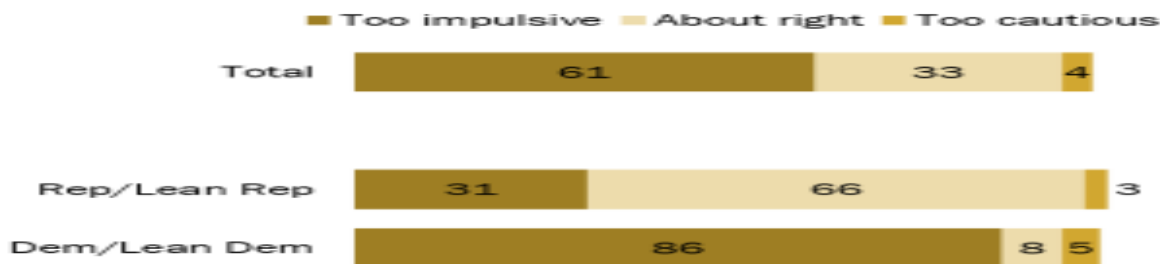
PEW RESEARCH CENTER

Trump receives positive ratings from large majorities of Republicans and Republican-leaning independents (70% or more) on seven of eight personal traits, including his ability to get things done (82%) and his managerial skills (76%). Republicans rank Trump lowest on his temperament: 44% say the phrase even-tempered describes the president; about as many (49%) say he is not even-tempered.

Views of Trump's personal traits among Democrats and Democratic leaners continue to be overwhelmingly negative. For instance, few Democrats say Trump is able to get things done (23%), a strong leader (21%) and trustworthy (8%). Still, a little more than half of Democrats (54%) say Trump stands up for what he believes in.

In his third year in office, a majority of Americans say Trump is 'too impulsive'

% who say Donald Trump is _____ in making important decisions



Note: Don't know responses not shown. Source: Survey of U.S. adults conducted March 20-25, 2019.

PEW RESEARCH CENTER

When asked about how Trump makes important decisions, the public continues to say he is "too impulsive." In April 2017, shortly after he began his presidency, 63% of the public said Trump was impulsive when making important decisions. Today, a similar share (61%) says this. A third of the public says Trump's

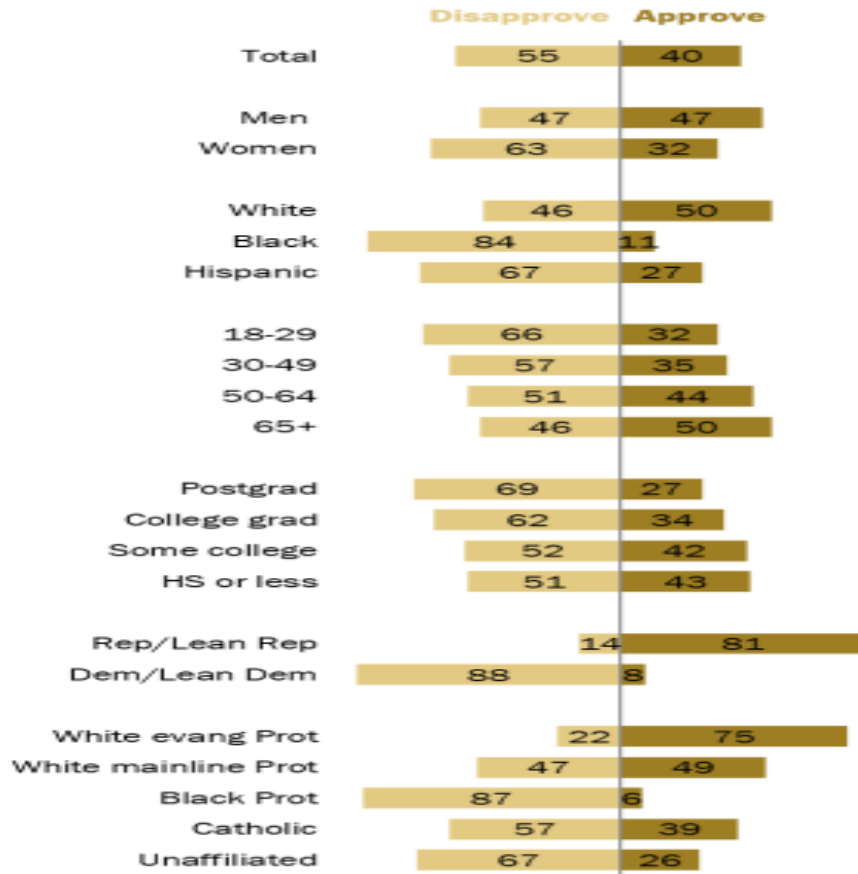
Disclaimer: Gilani's Gallopedia is a not for profit activity and every effort has been made to give attribution to respective polling organizations. All material presented here is available elsewhere as public information. Readers may please visit the original source for further details. Gilani Research foundation does not bear any responsibility for accuracy of data or the methods and does not claim any proprietary rights benefits or responsibilities thereof.

temperament is about right when making important decisions; only 4% say he is too cautious when making decisions.

Two-thirds of Republicans (66%) say Trump is about right when making important decisions; 31% say he is too impulsive. A substantial majority of Democrats (86%) say Trump is too impulsive, while just 8% say he is about right in making key decisions.

Persistent demographic, partisan differences in Trump's job rating

% who ____ of the way Trump is handling his job as president



Notes: Don't know responses not shown. Whites and blacks include only those who are not Hispanic; Hispanics are of any race. Source: Survey of U.S. adults conducted March 20-25, 2019.

PEW RESEARCH CENTER

Trump's overall job approval has changed little since the beginning of his presidency. Currently, 55% of Americans disapprove of his job as president, while 40% approve.

Disclaimer: Gilani's Gallopedia is a not for profit activity and every effort has been made to give attribution to respective polling organizations. All material presented here is available elsewhere as public information. Readers may please visit the original source for further details. Gilani Research foundation does not bear any responsibility for accuracy of data or the methods and does not claim any proprietary rights benefits or responsibilities thereof.

While men are evenly split in their views of Trump's job performance (47% approve, 47% disapprove), women are far more likely to disapprove (63%) than approve (32%).

Large majorities of blacks (84%) disapprove of the way Trump is handling his job; whites continue to be divided over Trump's job performance (50% approve, 46% disapprove).

Among religious groups, 75% of white evangelical Protestants approve of Trump. [White evangelical Protestants](#) have been among Trump's strongest supporters throughout his presidency.

By contrast, black Protestants and the religiously unaffiliated overwhelmingly disapprove of how Trump is handling his job as president (87% and 67%, respectively). White mainline Protestants are divided (49% approve, 47% disapprove).

Majorities think Trump has acted illegally or unethically

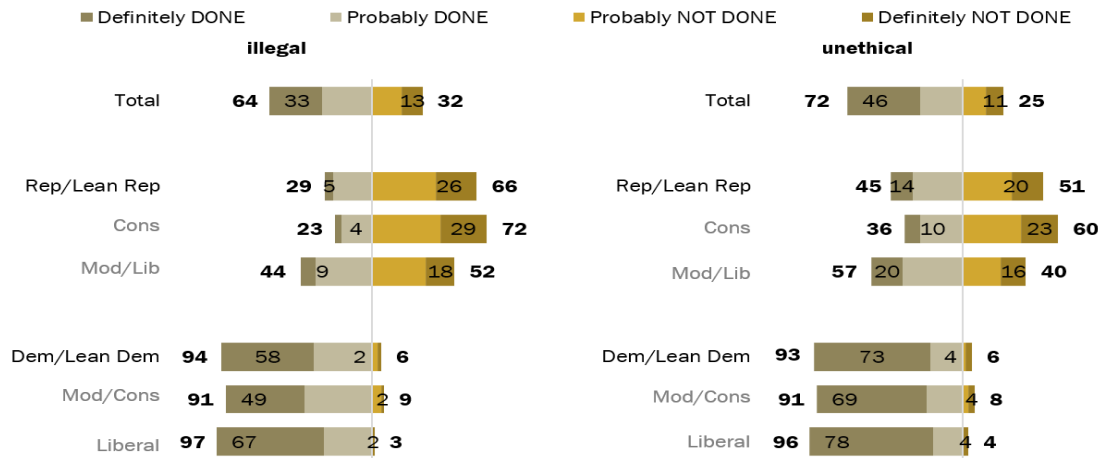
Majorities of Americans say it is likely Trump has done things that are unethical (72%) or illegal (64%) during his time in office or while he was campaigning for president. As noted, this survey was largely finished before Attorney General Barr announced that special counsel Robert Mueller had found no evidence of collusion between the Trump campaign and Russia in 2016.

Nearly three-in-ten (29%) Republicans and Republican leaners say Trump definitely or probably has done things that are illegal during his time in office or while he was running for president. Nearly half (45%) say that he probably or definitely has behaved unethically.

Moderate and liberal Republicans are far more likely than conservative Republicans – who make [up about two-thirds of all Republicans and GOP leaners](#) – to say Trump has probably done something illegal or unethical. A majority of moderate and liberal Republicans (57%) say it is definite or probable that Trump has behaved unethically; fewer conservative Republicans (36%) say the same.

More than four-in-ten Republicans say Trump definitely or probably has acted unethically; about twice as many Democrats say the same

% who say that Trump has ___ things that are ...



Note: Don't know responses not shown.
Source: Survey of U.S. adults conducted March 20-25, 2019.

PEW RESEARCH CENTER

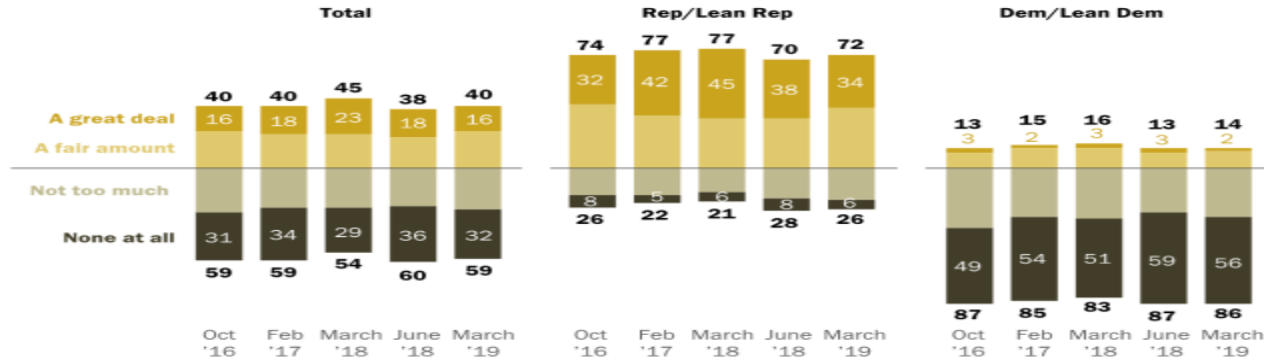
Democrats and Democratic-leaningers almost universally say that Trump definitely or probably behaved illegally (94%) or unethically (93%). While comparable shares of liberal Democrats and conservatives and moderates say Trump probably or definitely has engaged in unethical or illegal behavior, more liberal Democrats say this *definitely* has occurred.

Views on Trump's respect for democratic institutions unchanged

Opinions about Trump's respect for the country's democratic institutions and traditions mirror his overall job approval. Overall, 59% of adults say Trump has not too much (26%) or no respect at all (32%) for the country's democratic institutions. A smaller share (40%) says he has either a great deal (16%) or a fair amount (24%) of respect for these institutions. These attitudes have changed very little since October 2016, before he was elected president.

Views of Trump's respect for the nation's democratic institutions have changed little since before the 2016 election

% who say Trump has ___ of respect for this country's democratic institutions and traditions



Note: Don't know responses not shown. Source: Survey of U.S. adults conducted March 20-25, 2019.

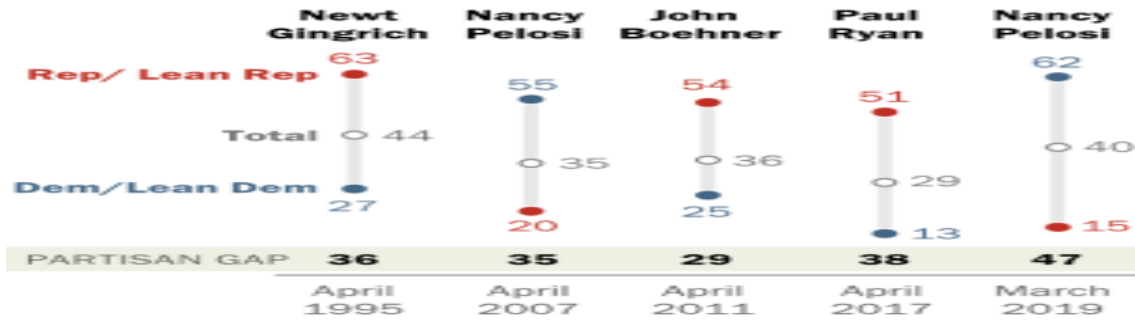
PEW RESEARCH CENTER

A large majority of Republican and Republican-leaning independents (72%) say Trump has a great deal or a fair amount of respect for the nation's democratic institutions. By contrast, just 14% of Democrats and Democratic leaners say Trump has a great deal or a fair amount of respect for the nation's institutions. Overwhelmingly, Democrats and Democratic leaners (86%) say that Trump has little or no respect for the country's institutions and traditions.

Wide partisan gap in views of Pelosi

Wider partisan gap in Pelosi's early job rating than at similar point in 2007

% who approve of the way the speaker of the House is handling their job



Source: Survey of U.S. adults conducted March 20-25, 2019.

PEW RESEARCH CENTER

Early in her tenure as House Speaker, Nancy Pelosi's job rating is deeply divided along partisan lines. In fact, the partisan gap in views of Pelosi are as wide as for any recent House speaker dating to Newt Gingrich (trend data are not available for Dennis Hastert).

About six-in-ten Democrats (62%) approve of Pelosi's job performance. Pelosi's job rating among members of her own party is much higher than Paul Ryan's and John Boehner's were in their tenure. And her current

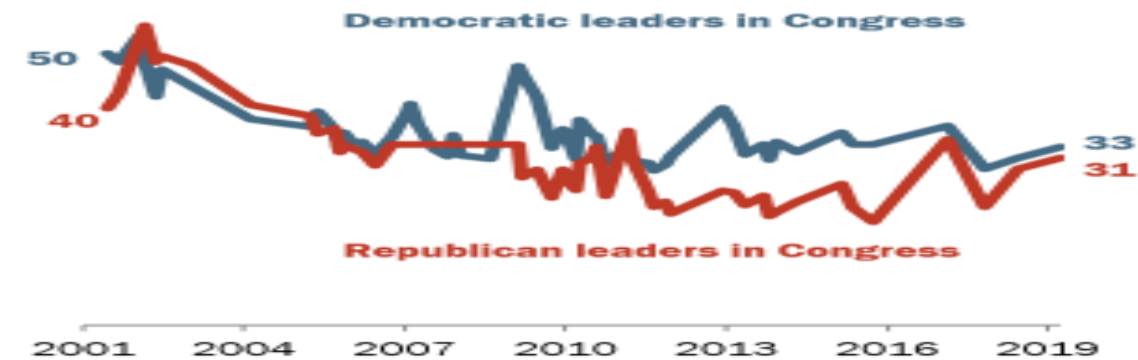
job rating among Democrats is slightly higher than her rating in April 2007, when she first served as speaker. Among recent speakers, only Gingrich's job rating was as high among members of his own party (63%).

By contrast, just 15% of Republicans approve of Pelosi's job performance, which is about as low as Ryan's among Democrats two years ago (13%).

When asked about congressional leaders generally, a third of the public approves of the job Democratic (33% approve) and Republican leaders (31%) in Congress are doing.

Only about a third of Americans approve of both parties' congressional leaders

% who approve of the job _____ are doing



Source: Survey of U.S. adults conducted March 20-25, 2019.

PEW RESEARCH CENTER

The job ratings for congressional leaders are little changed over the past year. However, views of GOP congressional leaders are more positive today than in October 2017, when 22% approved of their performance.

Members of both parties have much more positive jobs ratings for the congressional leaders of their own party than the opposing party.

A majority of Republicans and Republican-leaning independents (55%) approve of Republican leaders in Congress. This share is little changed from June 2018, but significantly higher than October 2017, when 39% of Republicans approved of their party leaders in Congress. However, Republicans' job approval of GOP leaders is much lower than in February 2017, shortly after Trump's inauguration, when 68% approved.

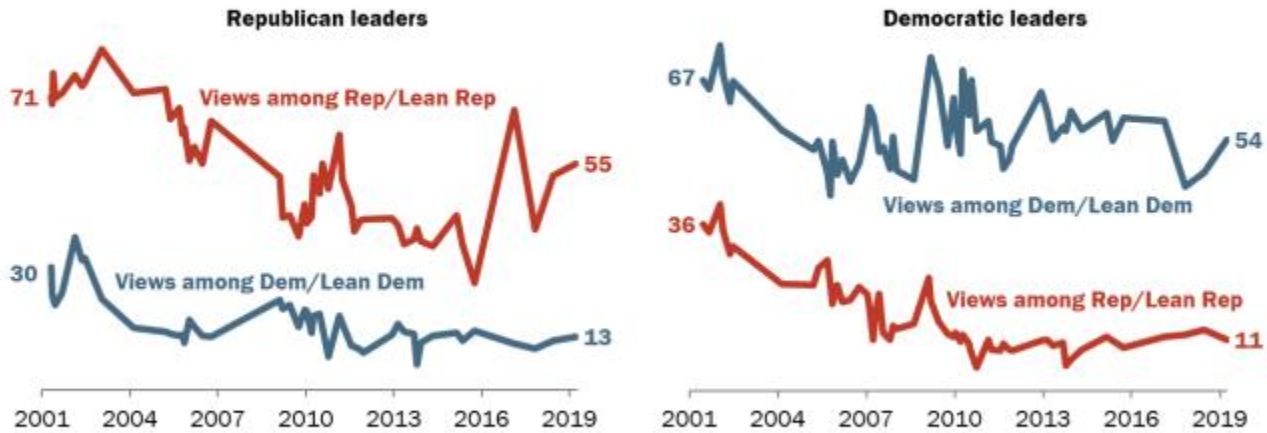
In contrast, just 13% of Democrats approve of the job Republican leaders are doing. These views have not changed significantly in recent years.

Democrats and Democratic leaners feel similarly about their party leaders as Republicans do about theirs. About half (54%) of Democrats say they approve of the job Democratic leaders in Congress are doing. This is

a somewhat higher share than the 47% who approved in June 2018. Only about one-in-ten Republicans (11%) approve of the way Democratic leaders are handling their jobs.

Republicans' views of GOP leaders' job performance have fluctuated considerably in the past two years, but are much more positive now than before Trump took office

% who approve of the job ___ are doing



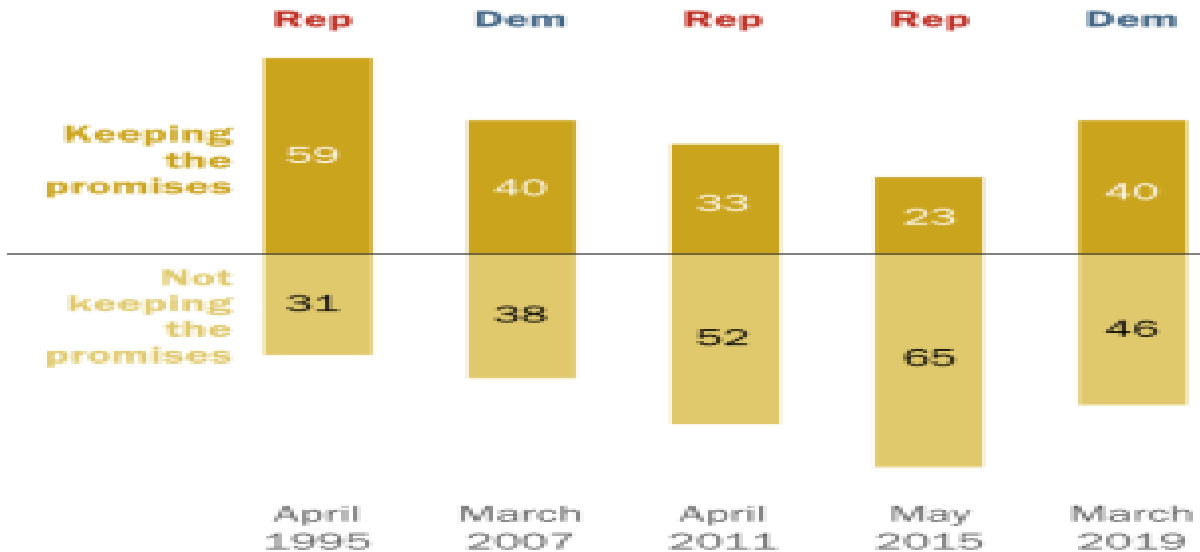
Source: Survey of U.S. adults conducted March 20-25, 2019.

PEW RESEARCH CENTER

Opinions about whether congressional Democrats are keeping the promises they made during the campaign are similar to Pelosi's job approval: 40% say Democrats are keeping their campaign promises, while a somewhat larger share (46%) say Democrats are not keeping their promises.

Four-in-ten say Democrats in Congress are keeping their campaign promises

% who say ___ in Congress are ___ they made during the campaign



Note: Don't know responses not shown.

Source: Survey of U.S. adults conducted March 20-25, 2019.

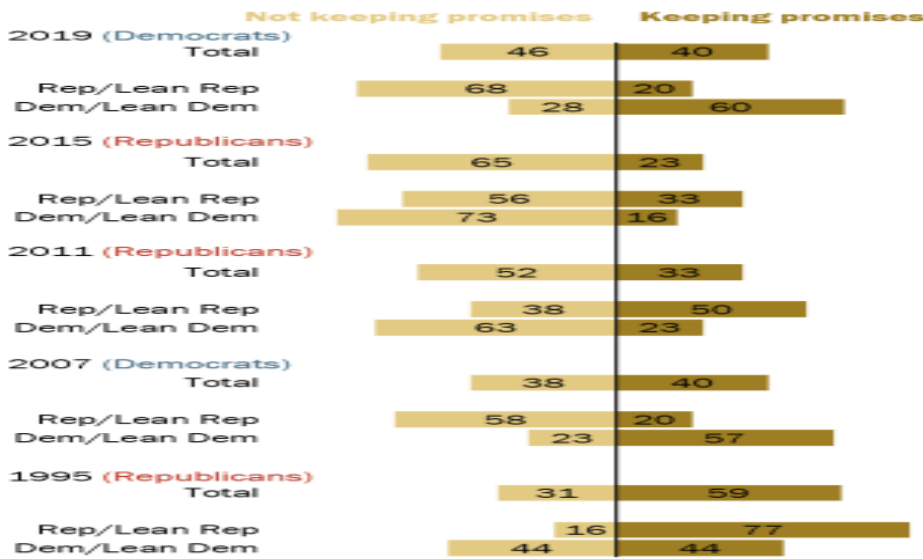
PEW RESEARCH CENTER

That is a more positive verdict from the public than congressional Republicans received after their 2014 and 2010 victories, when majorities said they were not keeping campaign promises (65% said this in May 2015, 52% in April 2011). After the Democrats won Congress in 2006, the public was divided on whether they kept their promises (40% said they did, 38% said they did not).

Neither party has come close to the positive views of the GOP after they gained control of Congress in the 1994 midterm. In April 1995, 59% of the public said Republicans were keeping their campaign promises; just 31% said they were not.

Most Democrats say congressional Dems are keeping campaign promises

% who say ____ in Congress are ____ they made during the campaign



Note: Don't know responses not shown.
 Source: Survey of U.S. adults conducted March 20-25, 2019.
 PEW RESEARCH CENTER

Today, Democrats have more positive views about whether their party is keeping campaign promises than Republicans did after the previous two midterms. Six-in-ten Democrats say their party's representatives are keeping their promises. In 2015, just a third of Republicans said their party was keeping its promises; half of Republicans said this in 2011.

Democrats are about as positive about their party keeping its promises as they were in 2007, after the 2006 midterm. In March 2007, 57% of Democrats said congressional Democrats were keeping their promises – about the same share as say that today.

In 1995, 77% of Republicans said the GOP was keeping its campaign promises – the highest share among a winning party in the past two decades. Even 44% of Democrats said Republicans were keeping their promises – the highest share among a losing party over this period.

Source: <https://www.people-press.org/2019/03/28/majority-says-trump-has-done-too-little-to-distance-himself-from-white-nationalists/>

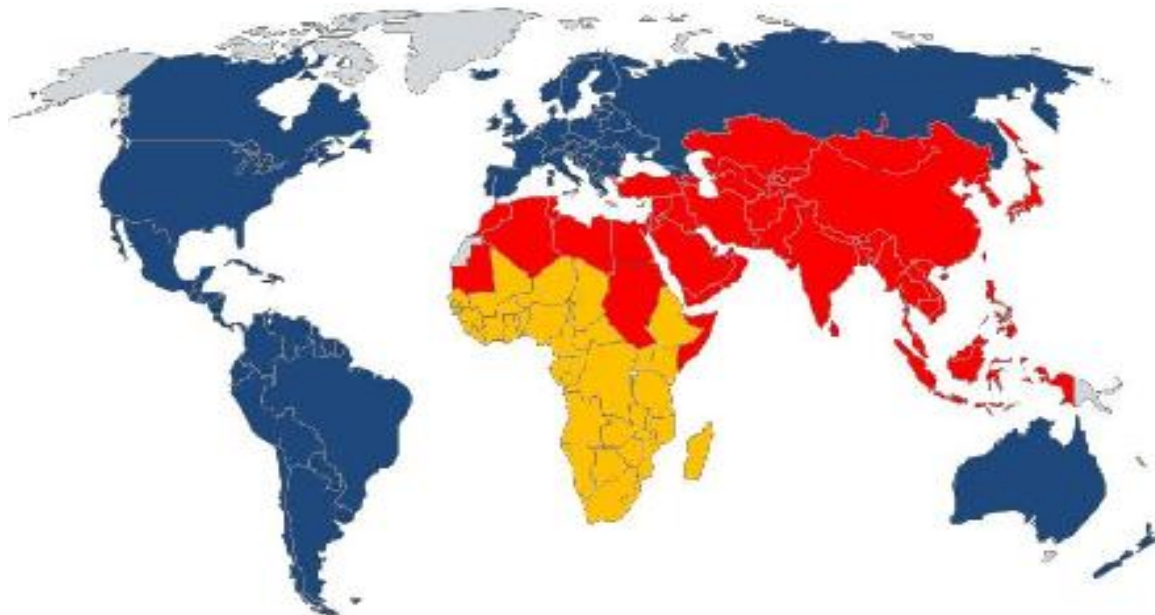
Gilani's Gallopedia (2007-2019)

A Quantitative Analysis

A quantitative analysis of global polls monitored during the 8 year period January 2007 – January 2014

KEY STATISTICS

- 1- Number of Surveys (*a selection on key political and social issues*): \approx 6,805 polls during the period 2007-2014
- 2- Subjects of Interest (*we have made a list of 125 subjects, further grouped into 9 broad categories, namely: **Governance, Globalization** (inclusive of global economic issues) **Global Conflicts** (conflict zones), **Global leaders** (USA and Emerging powers), **Global Environment, Family, Religion, and other miscellaneous***)
- 3- Number of **countries** covered by one or more surveys: \approx 178 during the period 2007-2014
- 4- Number **polling organizations** whose polls have been cited: \approx 358 during the period 2007-2014



Page 19 of 19

Disclaimer: Gilani's Gallopedia is a not for profit activity and every effort has been made to give attribution to respective polling organizations. All material presented here is available elsewhere as public information. Readers may please visit the original source for further details. Gilani Research foundation does not bear any responsibility for accuracy of data or the methods and does not claim any proprietary rights benefits or responsibilities thereof.

***Archives:** Gilani's Gallopedia has been compiled on a weekly basis since January 2007. Previous material is available upon request. Please contact mohsina.ahmed@gallup.com.pk