

Gallopedia

From Gilani Research Foundation

May 2019, Issue # 587-588*

Compiled on a weekly basis since January 2007

Gilani's Gallopedia is a weekly Digest of Opinions in a globalized world - one window on global opinion polling compiled by Gilani Research Foundation

Who are we?

Gilani's Gallopedia is a weekly digest of opinions in a globalized world. It provides a one window access to Global Opinion Polls on a weekly basis. It is produced by a team of researchers led by Dr. Ijaz Shafi Gilani, and is a not for profit public service. It is co-edited by Mohsina Ahmed.

Our name reflects the rapid pace at which global polls are brought to the community of pollsters and other interested readers. Gilani's Gallopedia is not related to any polling agency and makes its selection from any publically available poll based on its relevance to our reader's interests. Over the years it has reported polls conducted by over 350 agencies and institutions.

Contact Details:

Mohsina Ahmed

Senior Research Manager

Gallup Pakistan

Email: mohsina.ahmed@gallup.com.pk



[Topic of the week: \(Click for details\)](#)

INSIDE THIS ISSUE

THIS WEEKLY REPORT CONSISTS OF **31**
NATIONAL & MULTI COUNTRY SURVEYS **8**
POLLING ORGANIZATIONS HAVE BEEN
REPRESENTED.

Pg 2	Asia zone this week- 04 national polls	
Pg 2	Africa zone this week- 1 national poll	
Pg 3	Euro Americas zone this week- 26 national polls	
Pg 8	TOPIC OF THE WEEK: MANY AMERICANS SEE RELIGIOUS DISCRIMINATION IN U.S. — ESPECIALLY AGAINST	

Countries are represented in blue; Polling organizations are represented in pink. For reference to source of each poll clicks to detail are provided in the text

Disclaimer: Gilani's Gallopedia is a not for profit activity and every effort has been made to give attribution to respective polling organizations. All material presented here is available elsewhere as public information. Readers may please visit the original source for further details. Gilani Research foundation does not bear any responsibility for accuracy of data or the methods and does not claim any proprietary rights benefits or responsibilities thereof.



Asia Zone

► MIDDLE EAST & NORTH AFRICA; WEST ASIA; SOUTH ASIA; NORTH ASIA; EAST ASIA

► MIDDLE EAST & NORTH AFRICA:

587-588-01 [Most UAE residents would seek professional help for mental health issues](#) (Click for Details)

(UAE) More than half (55%) would also talk to a close friend or family member, while three in ten (30%) would talk to a trusted authority figure, such as a religious leader. Around a quarter would either go to a general practitioner (28%) or seek help from alternative medicine or treatment (25%). YouGov's data shows that fewer than one in five would do research online for help (19%) or handle it themselves (15%).

(YouGov MENA)

May 07, 2019

4.11 Society » Health

587-588-02 [UAE and Egypt consumers respond positively to Netflix's original content](#) (Click for Details)

(UAE) Global entertainment giant Netflix is a titan in the streaming market, with an estimated 159 million subscribers in over 190 countries. In 2016, it scaled internationally launching in 130 new markets simultaneously, including the Middle East. (YouGov MENA)

May 13, 2019

4.6 Society » Media/ New Media



587-588-03 [Most UAE residents say their usage of grocery apps will increase during Ramadan](#) (Click for Details)

(UAE) Almost three in five UAE residents (58%) think their usage of grocery apps is likely to increase during Ramadan, new YouGov research reveals. (YouGov MENA)

May 17, 2019

3.11 Economy » Science & Technology



587-588-04 [First Quarter 2019 Social Weather Survey: Adult joblessness at 19.7%](#) (Click for Details)

(Phillipines) The First Quarter 2019 Social Weather Survey, done on March 28-31, 2019, found the joblessness rate at 19.7% (estimated 9.4 million adults) of the adult labor force. (SWS)

May 07, 2019

3.3 Economy » Employment Issues

Page 2 of 12

Disclaimer: Gilani's Gallopedia is a not for profit activity and every effort has been made to give attribution to respective polling organizations. All material presented here is available elsewhere as public information. Readers may please visit the original source for further details. Gilani Research foundation does not bear any responsibility for accuracy of data or the methods and does not claim any proprietary rights benefits or responsibilities thereof.



Africa Zone

▶ WEST AFRICA; EAST AFRICA; CENTRAL AFRICA;
SOUTHERN AFRICA

▶ AFRICA

587-588-05 [Public Perception on Police Brutality \(Click for Details\)](#)

(Africa) Nigerians nationwide disclosed that police brutality on Nigerians is prevalent. Sadly, 40 percent of those interviewed further reported that they have either been or know someone who has been recently brutalised by Nigeria police personnel. (NOI Polls)

May 14, 2019

4.12 Society » Crime

Euro Americas Zone

▶ EAST EUROPE, WEST EUROPE; NORTH AMERICA; LATIN AMERICA
& AUSTRALASIA

▶ WEST EUROPE

587-588-06 [Britons least likely of 22 nations to trust information on social media \(Click for Details\)](#)

(UK) Britons are the least trusting of information on social media. Fully 83% of Brits say they don't trust the things they see on social media very much or at all – only 12% express a great deal or a fair amount of trust. (YouGov)

May 07, 2019

4.6 Society » Media/ New Media



587-588-07 [European countries that have mandatory church taxes are about as religious as their neighbors that don't \(Click for Details\)](#)

Among church tax countries, Austria has the highest share of people who say they believe in God (67%), while Sweden has the lowest (36%). That's similar to the range in countries without a church tax, with Ireland at the high end (69%) and Belgium at the bottom (42%). (PEW)

May 09, 2019

4.1 Society » Religion



587-588-08 [How might a Green-Lib Dem-Change UK pact have done at the EU elections? \(Click for Details\)](#)

(UK) In a standard European Parliament voting intention survey conducted on 28-29 April, the results for England only* saw the Brexit Party on 32%, Labour on 21%, the Conservatives on 12%, the Greens and Lib Dems on 10% each, Change UK on 7% and UKIP on 5%. (YouGov)

May 10, 2019

1.1 Domestic Politics » Elections

Page 3 of 12

Disclaimer: Gilani's Gallopedia is a not for profit activity and every effort has been made to give attribution to respective polling organizations. All material presented here is available elsewhere as public information. Readers may please visit the original source for further details. Gilani Research foundation does not bear any responsibility for accuracy of data or the methods and does not claim any proprietary rights benefits or responsibilities thereof.

587-588-09 [One in three smart speaker users unaware that voice recordings are stored in the cloud](#) [\(Click for](#)

[Details](#))

(UK) Some owners (7%) believe that the commands are stored on the smart speaker itself, while a further 12% think the data isn't recorded in the first place, and that it's forgotten by the speaker as soon as the command has been carried out. (YouGov)

May 14, 2019

[4.6 Society » Media/ New Media](#)



587-588-10 [Support for Conservatives and Labour falls sharply](#) [\(Click for Details\)](#)

(UK) The combined vote share for the Conservatives and Labour stands at just 52% - the lowest level ever recorded in the Ipsos MORI Political Monitor series (just over 40 years old). The previous low was a combined score of 54% in 1981. (Ipsos MORI)

May 16, 2019

[1.4 Domestic Politics » Political Parties](#)

587-588-11 [Most gamblers support new safeguards](#) [\(Click for Details\)](#)

(UK) New YouGov research shows that almost three quarters (74%) of those who have placed a bet online or via a mobile device in the last year support these proposed safeguards, with a third of these strongly supporting the proposition (33%). Only a fifth oppose the idea (19%). (YouGov)

May 17, 2019

[4.13 Society » Social Problems](#)

587-588-12 [Voters are split on whether Labour would take Britain in or out of the EU](#) [\(Click for Details\)](#)

(UK) Half (53%) of the British public believe a Labour government under Jeremy Corbyn would try to keep Britain in the EU and three in ten (30%) think a Labour government would try to take Britain out of the EU – this compares with 27% who think the Conservatives under Theresa May are trying to keep Britain in the EU and 60% who think they are trying to take Britain out. (Ipsos MORI)

May 20, 2019

[1.1 Domestic Politics » Elections](#)

587-588-13 [One in five Brits think throwing milkshakes is an acceptable protest](#) [\(Click for Details\)](#)

(UK) Now a new YouGov survey, conducted today, reveals that one in five Britons (18%) consider throwing milkshakes to be an acceptable form of protest. By contrast, the vast majority (72%) think it is unacceptable, with the remaining 10% unsure. (YouGov)

May 21, 2019

[4.13 Society » Social Problems](#)

Page 4 of 12

Disclaimer: Gilani's Gallopedia is a not for profit activity and every effort has been made to give attribution to respective polling organizations. All material presented here is available elsewhere as public information. Readers may please visit the original source for further details. Gilani Research foundation does not bear any responsibility for accuracy of data or the methods and does not claim any proprietary rights benefits or responsibilities thereof.

587-588-14 [European Parliament voting intention: Brex 37%, Lab 13%, Con 7% \(19-21 May\) \(Click for Details\)](#)

(UK) Close to one in five people now say they intend to vote for the Lib Dems (19%, from 16% last week) compared to 13% for Labour (from 15%). In fact the Green party is now snapping at Labour's heels for third place, being only one point behind on 12% (having been on 10% last week). (YouGov)

May 22, 2019

1.1 Domestic Politics » Elections

587-588-15 [Boris is Britons' best bet for PM \(Click for Details\)](#)

(UK) More of the public thinks Boris Johnson would make a good Prime Minister than any other candidate. Just over a quarter (28%) say that he would be a good bet for the top job, with 11% saying he would do a very good job. (YouGov)

May 24, 2019

1.3 Domestic Politics » Governance



587-588-16 [Theresa May was right to resign, say most Britons \(Click for Details\)](#)

(UK) Two thirds (67%) of Britons thought Theresa May was right to resign - a rare example of absolute agreement among Labour voters, Conservative voters, Leavers and Remainers (72% Lab, 71% Con, 69% Remain, 70% Leave). (YouGov)

May 24, 2019

1.3 Domestic Politics » Governance



► NORTH AMERICA

587-588-17 [Less Than Half in U.S. Would Vote for a Socialist for President \(Click for Details\)](#)

(USA) Less than half of Americans (47%) say they would vote for a qualified presidential candidate who is a socialist -- the same percentage Gallup found in 2015. A socialist candidate is the only one among a dozen hypothetical candidates about whom a minority of Americans say they are willing to give their vote. (Gallup USA)

May 09, 2019

1.1 Domestic Politics » Elections

587-588-18 [It's more common for white, older, more-educated Americans to have spoken with local journalists \(Click for Details\)](#)

(USA) A quarter of U.S. adults ages 65 and over have done so, compared with 17% of those ages 18 to 29. (This may not come as a surprise: Since the question asked whether Americans have "ever" spoken to a local journalist, older adults have had more time – and a greater chance – to interact with a local reporter.) (PEW)

May 10, 2019

4.4 Society » Civil Society

Page 5 of 12

Disclaimer: Gilani's Gallopedia is a not for profit activity and every effort has been made to give attribution to respective polling organizations. All material presented here is available elsewhere as public information. Readers may please visit the original source for further details. Gilani Research foundation does not bear any responsibility for accuracy of data or the methods and does not claim any proprietary rights benefits or responsibilities thereof.

587-588-19 [Can Biden Thread the Needle on Government? \(Click for Details\)](#)

(USA) Joe Biden, the current front-runner among those running for the Democratic presidential nomination, brings an unusual quality to his candidacy: 44 years of service as an elected official at the federal level. (Gallup USA)

May 21, 2019

1.1 Domestic Politics » Elections



587-588-20 [Many Americans see religious discrimination in U.S. – especially against Muslims \(Click for Details\)](#)

(USA) Most American adults (82%) say Muslims are subject to at least some discrimination in the U.S. today, according to a Pew Research Center survey conducted in March – including a majority (56%) who say Muslims are discriminated against a lot. (PEW)

May 17, 2019

4.1 Society » Religion

587-588-21 [Trump Approval Edges Down to 42% \(Click for Details\)](#)

(USA) President Donald Trump's job approval rating currently stands at 42%, slightly below his prior rating from the latter half of April when 46% approved, the highest rating of his presidency thus far. Trump's latest approval rating remains better than the 35% lows seen several times during his first year in office. (Gallup USA)

May 17, 2019

1.2 Domestic Politics » Performance Ratings

587-588-22 [From police to parole, black and white Americans differ widely in their views of criminal justice system \(Click for Details\)](#)

(USA) In a recent Pew Research Center survey, around nine-in-ten black adults (87%) said blacks are generally treated less fairly by the criminal justice system than whites, a view shared by a much smaller majority of white adults (61%). And in a survey shortly before last year's midterm elections, 79% of blacks – compared with 32% of whites – said the way racial and ethnic minorities are treated by the criminal justice system is a very big problem in the United States today. (PEW)

May 21, 2019

4.9 Society » Justice

4.12 Society » Crime



587-588-23 [Americans' Mixed Views of Healthcare and Healthcare Reform \(Click for Details\)](#)

(USA) Gallup has for many years asked Americans to choose between "a government-run healthcare system" or "a system based mostly on private health insurance." In our latest update, 40% chose the government-run system, and 54% the private one. (Gallup USA)

May 21, 2019

4.11 Society » Health



587-588-24 [Nearly Half of Democrats Say the Best Age for a President Is 'In Their 50s' \(Click for Details\)](#)

Page 6 of 12

Disclaimer: Gilani's Gallopedia is a not for profit activity and every effort has been made to give attribution to respective polling organizations. All material presented here is available elsewhere as public information. Readers may please visit the original source for further details. Gilani Research foundation does not bear any responsibility for accuracy of data or the methods and does not claim any proprietary rights benefits or responsibilities thereof.

(USA) When asked about the ideal age for a president, most Democrats say they prefer someone in their 40s through their 60s, with nearly half (47%) saying the best age for a president is “in their 50s.” (PEW)

May 23, 2019

[1.4 Domestic Politics » Political Parties](#)

587-588-25 [At 36%, Americans' Satisfaction With U.S. Is at 8-Month High \(Click for Details\)](#)

(USA) Although a broad majority of Americans (63%) remain dissatisfied with the direction of the U.S., the percentage who say they are satisfied has edged up five percentage points since last month to 36%, its highest point since last fall. (Gallup USA)

May 23, 2019

[1.3 Domestic Politics » Governance](#)

587-588-26 [Men Appear Twice as Often as Women in News Photos on Facebook \(Click for Details\)](#)

(USA) Women made up 33% of all the 53,067 individuals identified in news post images, while men made up the other 67%. (PEW)

May 23, 2019

[4.6 Society » Media/ New Media](#)



587-588-27 [U.S. unauthorized immigrants are more proficient in English, more educated than a decade ago \(Click for Details\)](#)

(USA) In 2016, a third of unauthorized immigrant adults were proficient in English – meaning they either spoke only English at home or rated themselves as speaking English very well – up from a quarter in 2007. And the share of unauthorized immigrants ages 25 to 64 with a college degree ticked up to 17% in 2016, compared with 15% in 2007. (PEW)

May 23, 2019

[4.10 Society » Education](#)



587-588-28 [Congressional Approval Steady at 20% \(Click for Details\)](#)

(USA) Americans' approval of Congress remains at 20% for the second consecutive month, having declined after hitting a two-year high point of 26% in March. (Gallup USA)

May 23, 2019

[1.2 Domestic Politics » Performance Ratings](#)

► AUSTRALASIA

587-588-29 [Over 600,000 jobs created since last election, but is it enough for the L-NP? \(Click for Details\)](#)

(Australia) Australian unemployment decreased to 1.2 million in April (8.9% of the workforce) with an additional 1.18 million (8.8%) now under-employed as overall employment is up on a year ago. (Roy Morgan)

May 10, 2019

[3.3 Economy » Employment Issues](#)

Page 7 of 12

Disclaimer: Gilani's Gallopedia is a not for profit activity and every effort has been made to give attribution to respective polling organizations. All material presented here is available elsewhere as public information. Readers may please visit the original source for further details. Gilani Research foundation does not bear any responsibility for accuracy of data or the methods and does not claim any proprietary rights benefits or responsibilities thereof.

587-588-30 [Guardian wins Pharmacy satisfaction ahead of Priceline](#) (Click for Details)

(Australia) Guardian is the Roy Morgan Pharmacy/Chemist of the month for March with a customer satisfaction rating of 93% edging out Priceline Pharmacy on 92% and TerryWhite Chemmart and 2018 Pharmacy/Chemist of the Year Discount Drug Stores both on 91%. (Roy Morgan)

May 17, 2019

[3.2 Economy » Consumer Confidence/Protection](#)



587-588-31 [Inflation Expectations dropped to a record low of 3.7% in April](#) (Click for Details)

(Australia) In April, Australians expected inflation of only 3.7% per year over the next two years – a new record low for the indicator. This is down 0.3% on March and down a substantial 0.8% on a year ago in April 2018. (Roy Morgan)

May 24, 2019

[3.4 Economy » Inflation](#)

Page 8 of 12

Disclaimer: Gilani's Gallopedia is a not for profit activity and every effort has been made to give attribution to respective polling organizations. All material presented here is available elsewhere as public information. Readers may please visit the original source for further details. Gilani Research foundation does not bear any responsibility for accuracy of data or the methods and does not claim any proprietary rights benefits or responsibilities thereof.

Topic of the week:

Many Americans See Religious Discrimination in U.S. – Especially Against Muslims

► This page is devoted to opinions of countries whose polling activity is generally not known very widely or where a recent topical issue requires special attention.

Many Americans See Religious Discrimination in U.S. – Especially Against Muslims

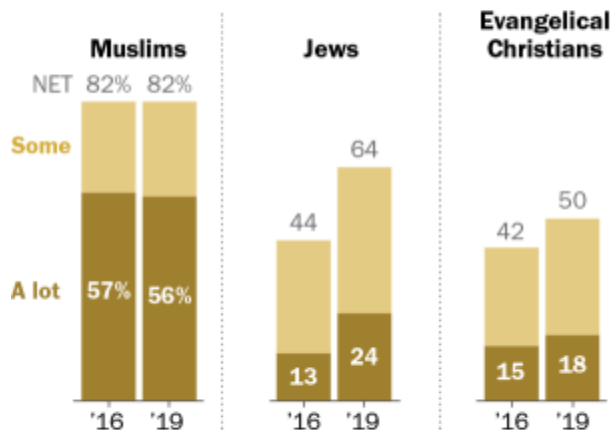


While ideas about religious liberty and tolerance are central to America's founding and national story, different religious groups – including Catholics, Jews and Mormons – have suffered discrimination in the United States at various points in history. Today, Americans say some religious groups continue to be discriminated against and disadvantaged, according to an analysis of recent Pew Research Center surveys.



Most Americans say Muslims subject to discrimination

% who say there is ___ of discrimination against each group in our society



Source: Survey of U.S. adults conducted March 20-25, 2019.

PEW RESEARCH CENTER

Page 9 of 12

Disclaimer: Gilani's Gallopedia is a not for profit activity and every effort has been made to give attribution to respective polling organizations. All material presented here is available elsewhere as public information. Readers may please visit the original source for further details. Gilani Research foundation does not bear any responsibility for accuracy of data or the methods and does not claim any proprietary rights benefits or responsibilities thereof.

Most American adults (82%) say Muslims are subject to at least some discrimination in the U.S. today, according to a [Pew Research Center survey](#) conducted in March – including a majority (56%) who say Muslims are discriminated against a lot.

Among U.S. Muslims themselves, many say they have experienced specific instances of discrimination, including being treated with suspicion, singled out by airport security or called offensive names, according to a [2017 survey of Muslim Americans](#).

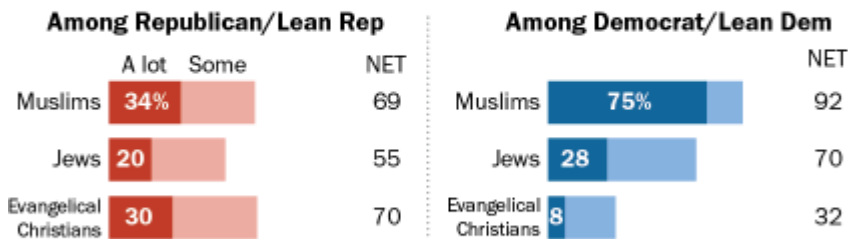
In this year's survey, roughly two-thirds of Americans (64%) also say Jews face at least some discrimination in the U.S., up 20 percentage points from the last time this question was asked in 2016. More say Jews face some discrimination than a lot (39% vs. 24%).



Half of Americans, meanwhile, say evangelical Christians suffer at least some discrimination. As with Jews, most people who think evangelicals are discriminated against say they suffer some inequity rather than a lot (32% vs. 18%).

Democrats more likely to see discrimination against Muslims and Jews

% who say there is ___ of discrimination against each group in our society



Source: Survey of U.S. adults conducted March 20-25, 2019.

PEW RESEARCH CENTER

There are substantial partisan gaps in views of discrimination against religious groups. For example, Democrats and those who lean toward the Democratic Party are more likely than Republicans and Republican leaners to say Muslims face at least some discrimination in the U.S. (92% vs. 69%). Democrats also are more likely than Republicans to say Jews face discrimination (70% vs. 55%). At the same time, Republicans are much more likely than Democrats to say evangelicals face discrimination (70% vs. 32%).

Another way to look at discrimination is to try to gauge its practical impact. When asked whether being part of a certain group hurts or helps someone's "ability to get ahead in our country," most Americans again see

Page 10 of 12

Disclaimer: Gilani's Gallopedia is a not for profit activity and every effort has been made to give attribution to respective polling organizations. All material presented here is available elsewhere as public information. Readers may please visit the original source for further details. Gilani Research foundation does not bear any responsibility for accuracy of data or the methods and does not claim any proprietary rights benefits or responsibilities thereof.

Muslims as being disadvantaged, according to a different [Pew Research Center survey](#) conducted in January and February of this year. Indeed, more than six-in-ten U.S. adults (63%) say that being Muslim hurts someone's chances for advancement in American society at least a little, including 31% who say it hurts their chances a lot.

Substantially smaller shares of Americans say that being Jewish or evangelical is a disadvantage. One-in-five U.S. adults say being Jewish hurts someone's chances of getting ahead, while 15% say the same about being evangelical. In both cases, slim majorities say being Jewish or evangelical neither helps nor hurts.

Source: <https://www.pewresearch.org/fact-tank/2019/05/17/many-americans-see-religious-discrimination-in-u-s-especially-against-muslims/>

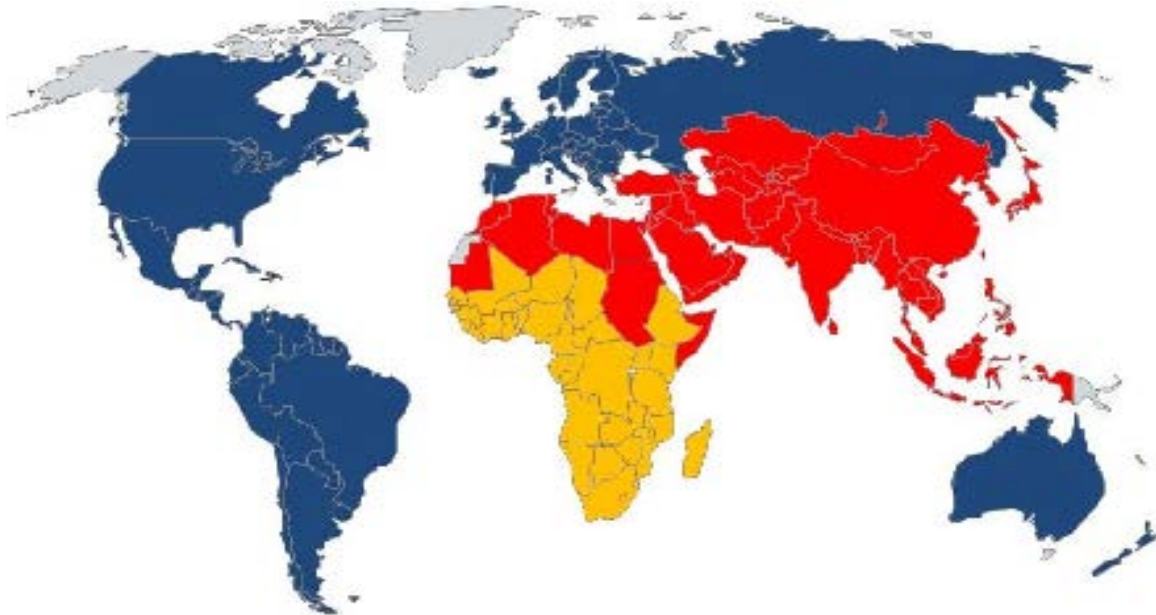
Gilani's Gallopedia (2007-2019)

A Quantitative Analysis

A quantitative analysis of global polls monitored during the 8 year period January 2007 – January 2014

KEY STATISTICS

- 1- Number of Surveys (*a selection on key political and social issues*): \approx 6,805 polls during the period 2007-2014
- 2- Subjects of Interest (*we have made a list of 125 subjects, further grouped into 9 broad categories, namely: **Governance, Globalization** (inclusive of global economic issues) **Global Conflicts** (conflict zones), **Global leaders** (USA and Emerging powers), **Global Environment, Family, Religion,** and **other miscellaneous***)
- 3- Number of **countries** covered by one or more surveys: \approx 178 during the period 2007-2014
- 4- Number **polling organizations** whose polls have been cited: \approx 358 during the period 2007-2014



Page 12 of 12

Disclaimer: Gilani's Gallopedia is a not for profit activity and every effort has been made to give attribution to respective polling organizations. All material presented here is available elsewhere as public information. Readers may please visit the original source for further details. Gilani Research foundation does not bear any responsibility for accuracy of data or the methods and does not claim any proprietary rights benefits or responsibilities thereof.