

Gallopedia

From Gilani Research Foundation

May 2011, issue # 175*

Compiled on a weekly basis since January 2007

Gilani's Gallopedia is a weekly Digest of Opinions in a globalized world - one window on global opinion polling compiled by Gilani Research Foundation

Who are we?

Gilani's Gallopedia is a weekly digest of opinions in a globalized world. It provides a one window access to Global Opinion Polls on a weekly basis. It is produced by a team of researchers led by Dr. Ijaz Shafi Gilani, and is a not for profit public service. It is co-edited by Mohammad Zubair and Rushna Shahid.

Gilani's Gallopedia is in a way the 'wikipedia' for global polling. We plan to make it an interactive platform where you are both *reader* and *contributor*. ❖

Contact Details:

Rushna Shahid
Assistant Manager
Gilani Research Foundation
Email: rushna.shahid@gilanifoundation.com



Topic of the week: (Click for details)

INSIDE THIS ISSUE

THIS WEEK'S REPORT CONSISTS OF
22 NATIONAL & MULTI COUNTRY SURVEYS. **8**
POLLING ORGANIZATIONS HAVE BEEN
REPRESENTED.


Pg 2 **Asia** zone this week-
8 National Polls

Pg 3 **Euro Americas** zone
this week- **13** national polls
& **1** multi country polls

Pg 7 **Cyber Polls**
2 Polls

Pg 8 **Topic of the week-**
On Eve of Elections,
a More Upbeat Mood
in Turkey.

Countries represented in **blue**
Polling organizations represented in **pink**
For reference to source of each poll clicks
to detail are provided in the text





Asia zone

► MIDDLE EAST & NORTH AFRICA; WEST ASIA; SOUTH ASIA;
NORTH ASIA; EAST ASIA



► MIDDLE EAST

175-1 **Palestinians Prefer a Government of Independent Figures** (Click for Details)

([Palestine](#)) A recent survey of Palestinian showed that the Palestinian people prefer a government of independent figures. When asked if they prefer a government with a majority of its ministers from Fateh, Hamas or independent figures, a majority of the respondents (50.8%) said it prefers a government of independent figures compared with a ratio of 26.5% who said they prefer a Fateh-majority government while a ratio of 12.5% said they prefer a Hamas-majority government. ([JMCC Jerusalem](#))

June 08, 2011

[2.5 Foreign Affairs & Security » Regional Conflicts/ Issues](#)

[2.7 Foreign Affairs & Security » Muslim World](#)

175-2 **Half of Palestinians Think That Fateh-Hamas Reconciliation Hurts Economy** (Click for Details)

([Palestine](#)) A recent poll shows that half of Palestinians think that reconciliation between Fateh and Hamas would hurt the economy while over three in ten believe it would improve the economic situation. ([PCPO](#))

June 11, 2011

[2.5 Foreign Affairs & Security » Regional Conflicts/ Issues](#)

[2.7 Foreign Affairs & Security » Muslim World](#)



175-3 **Yemenis See Widespread Corruption in Government** (Click for Details)

([Yemen](#)) While it is uncertain what government will emerge in Yemen as President Ali Abdullah Saleh recovers in Saudi Arabia from serious injuries, Gallup surveys amid the recent unrest suggest Yemenis want to see one that tackles corruption within its ranks. Seven in 10 Yemenis polled in February and early March said government corruption is widespread. ([Gallup USA](#))

June 9, 2011

[1.5 Domestic Politics » National Image/ Trust](#)

[1.2 Domestic Politics » Performance Ratings](#)

[1.3 Domestic Politics » Governance](#)

175-4 **Egyptians Optimistic About Change but Concerned About Economy and Security** (Click for Details)

([Egypt](#)) In the aftermath of the January 25 revolution, IRI's Egypt survey found that the people of Egypt are extremely positive about the direction of their country and overwhelmingly pleased with the resignation of Hosni Mubarak. However, the state of the Egyptian economy, and security and crime are foremost in the minds of Egyptians. As a result, the legitimacy of any post-Mubarak government will rest on the ability of its decision makers to address these issues. ([IRI](#))

June 05, 2011

2.7 Foreign Affairs & Security » Muslim World
 2.5 Foreign Affairs & Security » Regional Conflicts/ Issues



174-5 Egyptians Optimistic Post-Revolution (Click for Details)

(Egypt) As Egyptians transition from nearly three decades under former President Hosni Mubarak's rule, Gallup surveys conducted in late March and early April show they do so with a growing optimism about their future lives. (Gallup USA)

June 6, 2011

2.7 Foreign Affairs & Security » Muslim World
 2.5 Foreign Affairs & Security » Regional Conflicts/ Issues

175-6 Egyptians Oppose U.S. Aid to Political Groups in Their Country (Click for Details)

(Egypt) Egyptians oppose the U.S. sending aid to political groups in their country. This is particularly the case among those who look to the U.S. as a political example. While 75% of the general public opposes U.S. aid to political groups, 88% of Egyptians who see the U.S. as a political model for their country say the same. (Gallup USA)

June 8, 2011

2.5 Foreign Affairs & Security » Regional Conflicts/ Issues
 2.7 Foreign Affairs & Security » Muslim World
 2.6 Foreign Affairs & Security » US image



► WEST ASIA

175-7 On Eve of Elections, a More Upbeat Mood in Turkey (Click for Details)

(Turkey) As Turks prepare for national elections on June 12, they are increasingly upbeat about the direction of their country. And at a time when publics around the world generally remain gloomy about their economies, Turks are becoming more positive. This bodes well for Prime Minister Recep Tayyip Erdogan and his ruling Justice and Development Party (AKP), whom most observers believe will win a decisive victory in the elections. (Pew Research Center)

June 7, 2011

1.1 Domestic Politics » Elections

► EAST ASIA

175-8 Half of Filipinos Oppose Postponement of ARMM Elections (Click for Details)

(Philippines) A recent survey of Philippines reveal that slight over half of Filipinos (51%) oppose the postponement of ARMM elections while 24 percent favor the postponement of elections. (SWS)

June 08, 2011

1.1 Domestic Politics » Elections



Euro Americas zone

▶ EAST EUROPE; WEST EUROPE; NORTH AMERICA;
LATIN AMERICA & AUSTRALASIA

EUROPE

▶ WEST EUROPE

Multi Country- Despite The Crisis, Europeans Are Keeping Their Holidays, Although Adopting New Types Of Behavior (Click for Details)

May 17, 2011

4.4 Society » Civil Society

AMERICAS

▶ NORTH AMERICA

175-9 **More Blame Wars than Domestic Spending or Tax Cuts for Nation's Debt** (Click for Details)

(USA) Far more Americans say that the cost of the wars in Iraq and Afghanistan has contributed a great deal to the nation's debt than say that about increased domestic spending or the tax cuts enacted over the past decade. (Pew Research Center)

June 7, 2011

2.1 Foreign Affairs & Security » Iraq War

2.2 Foreign Affairs & Security » Afghanistan War

3.7 Economy » Infrastructure



175-10 **Healthcare Costs Key to When and Where U.S. Investors Retire** (Click for Details)



(USA) Seventy-two percent of non-retired U.S. investors say the cost of healthcare is a major determinant of when they retire, according to the most recent Wells Fargo/Gallup Investor and Retirement Optimism Index poll. These Americans rank healthcare above the five other factors tested in the survey. (Gallup USA)

June 10, 2011

3.8 Economy » Enterprise/ Investments

4.11 Society » Health

175-11 **Views of Middle East Unchanged by Recent Events** (Click for Details)

(USA) Regarding the Israeli-Palestinian dispute, far more Americans continue to say they sympathize with Israel rather than the Palestinians (by 48% to 11%). These opinions are little changed from recent years. (Pew Research Center)

June 10, 2011

2.3 Foreign Affairs & Security » Palestine/ Israel Conflict

175-12 Opposition to Ryan Medicare Plan from Older, Attentive Americans (Click for Details)

(USA) The public offers a mixed reaction to a proposal to change Medicare into a program that would give future participants a credit toward purchasing private health insurance coverage: 41% oppose such a change, 36% favor it and nearly a quarter (23%) has no opinion either way. Despite this even division of opinion overall, there is broad, and strong, opposition to the proposal among older Americans and those who are paying a lot of attention to the issue. (Pew Research Center)

June 6, 2011

[4.11 Society » Health](#)

**175-13 U.S. Subgroups Say Economy, Jobs Are Most Important Problem** (Click for Details)

(USA) All major subgroups of Americans thus far in 2011 have named either "the economy" or unemployment as the nation's top problem, although not necessarily in that order, according to an average of Gallup's monthly Most Important Problem measures from January through May. (Gallup USA)

June 10, 2011

[3.3 Economy » Employment Issues](#)

175-14 Americans Still Cutting Back, but Slightly Less as Summer Starts (Click for Details)

(USA) Americans have in recent weeks become slightly less likely to say they are cutting back on their weekly spending; suggesting that actual consumer spending may increase as summer gets underway. (Gallup USA)

June 9, 2011

[4.4 Society » Civil Society](#)

[3.4 Economy » Inflation](#)

175-15 Democratic Party Affiliation Advantage Increases in May (Click for Details)

(USA) In May, 45% of Americans identified as Democrats or said they were independent but leaned Democratic, compared with 39% who identified as Republicans or leaned Republican. The six-percentage-point Democratic advantage represents a slight increase from the four-point advantage Gallup measured in April, which matches the 2011 average to date. (Gallup USA)

June 9, 2011

[1.1 Domestic Politics » Elections](#)

[1.4 Domestic Politics » Political Parties](#)

**175-16 Underemployed Americans' Wellbeing Continues to Suffer** (Click for Details)

(USA) Less than half of underemployed Americans (45%) rate their lives well enough to be considered "thriving." This compares with 60% of those who are employed who are thriving. The underemployed are significantly more likely than the employed to be "struggling" in their lives. (Gallup USA)

June 8, 2011

[3.3 Economy » Employment Issues](#)

175-17 Obama Approval Up on International Issues, Not on Economy (Click for Details)

(USA) Majorities of Americans approve of the way President Obama is handling terrorism, the situation in Afghanistan, and foreign affairs. That contrasts with the majority disapproval he gets for his handling of the economy and the federal budget deficit. ([Gallup USA](#))

June 8, 2011

[1.1 Domestic Politics » Elections](#)

[1.3 Domestic Politics » Governance](#)

[1.2 Domestic Politics » Performance Ratings](#)

175-18 **Romney's Positive Intensity Up; Santorum's Name ID Still Low** ([Click for Details](#))

(USA) Newly announced presidential candidate Mitt Romney's Positive Intensity Score among Republicans who recognize him is up to 17 this week, essentially tying him with Michele Bachmann. Both remain behind Herman Cain on this measure. Rick Santorum, another newly announced candidate, has a Positive Intensity Score of 11; 44% of Republicans nationwide know him, virtually unchanged so far this year. ([Gallup USA](#))

June 7, 2011

[1.1 Domestic Politics » Elections](#)

[1.4 Domestic Politics » Political Parties](#)



175-19 **Republicans More Unified Than Democrats on Abortion** ([Click for Details](#))

(USA) As the 2012 Republican presidential contenders begin to hone their campaign messages and court social-issues voters, a Gallup analysis reveals the striking homogeneity of rank-and-file Republicans on abortion. Roughly two-thirds of Republicans across most major gender, age, educational, and income lines describe themselves as "pro-life," while about a quarter call themselves "pro-choice." ([Gallup USA](#))

June 6, 2011

[1.4 Domestic Politics » Political Parties](#)

[4.11 Society » Health](#)

175-20 **Voters Oppose Raising Debt Ceiling: Big Budget Cuts Increase Support** ([Click for Details](#))

(USA) A bare majority of likely voters does not agree that Congress should raise the debt ceiling, 50% to 42%, and a plurality does not believe such a failure would cause the government to default on its debt and endanger the U.S. economy, a new IBOPE Zogby Interactive survey finds. ([Zogby-Ibope](#))

June 07, 2011

[1.3 Domestic Politics » Governance](#)

175-21 **Obama Approval Slips to 46%; No Change in Re-Elect Number** ([Click for Details](#))

(USA) President Barack Obama's approval rating has dropped two percentage points from last week, but the number of people who think he deserves to be re-elected remains the same. ([Zogby-Ibope](#))

June 06, 2011

[1.2 Domestic Politics » Performance Ratings](#)

[1.1 Domestic Politics » Elections](#)



► MULTI-COUNTRY SURVEYS

175-22 **Britons Welcome Killing Of Bin Laden** ([Click for Details](#))

New research by Ipsos MORI shows that 87% of Britons believe the killing of Osama bin Laden was justified. The latest Global @dvisor survey conducted in 22 countries worldwide showed three quarters (76%) of those surveyed believe the US was justified in seeking out and killing Bin Laden with 95% of Americans supporting the action. (Ipsos-Mori)

June 08, 2011

[2.4 Foreign Affairs & Security » Terrorism](#)

175-23 **Despite The Crisis, Europeans Are Keeping Their Holidays, Although Adopting New Types Of Behavior** (Click for Details)

After two years of crisis, and despite an unfavorable economic context in 2011, once again 66% of Europeans claim that they will go on holiday this year (+2 points compared to 2010 and 2009), catching up with the pre-crisis level when 67% of them were planning summer holidays. (Ipsos Mori)

May 17, 2011

[4.4 Society » Civil Society](#)



► **CYBER WORLD**

175-24 **The Growing & Changing role of the Mobile Phone, and The Youth of Indonesia** (Click for Details)

Indonesia is already the world's 2nd biggest Facebook and 3rd biggest Twitter market in terms of number of members. However research by the global market research firm TNS reveals that although a huge 87% of those who go online, have access Social Networking sites, only 14% of them access these Social Networking Sites on a daily basis compared to the Global average of 46%. (TNS Global)



June 08, 2011

[4.4 Society » Civil Society](#)

[4.6 Society » Media/ New Media](#)

175-25 **Why we connect** (Click for Details)

A recent survey in UK shows that about 80 percent of all adults access Internet. The most popular activity in January 2011 was (unsurprisingly) sending and receiving emails, which is consistent with January 2010. (Ipsos-Mori)

June 2011

[4.4 Society » Civil Society](#)

[4.6 Society » Media/ New Media §](#)

Topic of the week:

On Eve of Elections, a More Upbeat Mood in Turkey

- This page is devoted to opinions of countries whose polling activity is generally not known very widely or where a recent topical issue requires special attention.

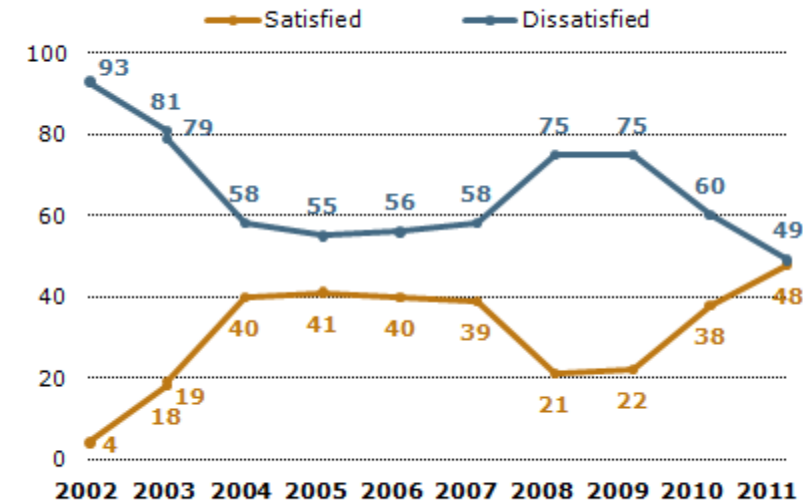
PM Erdogan Gets High Marks for Foreign Policy

June 7, 2011



As Turks prepare for national elections on June 12, they are increasingly upbeat about the direction of their country. And at a time when publics around the world generally remain gloomy about their economies, Turks are becoming more positive. This bodes well for Prime Minister Recep Tayyip Erdogan and his ruling Justice and Development Party (AKP), whom most observers believe will win a decisive victory in the elections.

Country Direction in Turkey



PEW RESEARCH CENTER Q2.

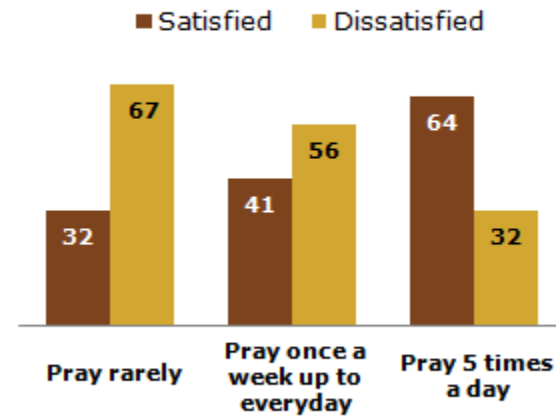
Under Erdogan's leadership, Turkey has played a more assertive role in international affairs, and most Turks give the prime minister positive marks on foreign policy: 62% have confidence that he will do the right thing in world affairs. Moreover, Erdogan is also popular in neighboring Arab nations -- most Egyptians, Jordanians, Lebanese and Palestinians express confidence in the Turkish leader. In contrast, solid majorities in Israel, Germany, Spain and France have little or no confidence in him.

These are among the key findings from a survey by the Pew Research Center's Global Attitudes Project, conducted March 21 to April 26. The poll also finds that while Turks continue to favor joining the European Union, enthusiasm for EU ascension has waned in recent years. And there is no consensus about whether Turkey's future lies more with Europe or the Middle East: 17% of Turks believe their country should look to Europe in the future, 25% say the Middle East and 37% volunteer that both regions are equally important.

An Increasingly Positive Public Mood

Turks are almost evenly divided about the current direction of their country: 49% are dissatisfied with the way things are going and 48% are satisfied. This is a notable improvement from [last year](#), when 60% were dissatisfied and 38% were satisfied. And it is a dramatic change from 2009, when three-in-four Turks felt the country was on the wrong track.

Religious Turks More Satisfied With Country Direction

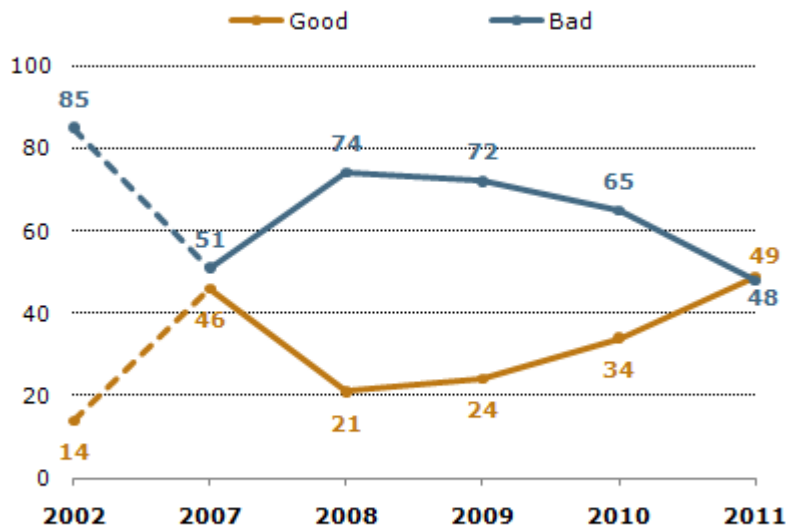


PEW RESEARCH CENTER Q2.

Opinions about the state of the country are strongly associated with religiosity. A solid majority (64%) of Muslim Turks who pray five times a day are satisfied with the direction of the nation. Among those who pray at least once a week but less than five times daily, only 41% are satisfied. And among those who hardly ever pray or only do so during religious holidays, just 32% express satisfaction.

Supporters of the AKP -- who tend to express high levels of personal religiosity -- are especially likely to believe the country is headed in the right direction: 73% say they are satisfied. Older Turks are also happier with the state of the country -- 56% of those ages 50 and older are satisfied, compared with 46% of those ages 30-49 and 42% of people younger than age 30.

Turkey's Current Economic Situation



PEW RESEARCH CENTER Q4.

Views about the national economy have improved over the last year. Currently, 49% say the economy is in good shape, while 48% describe economic conditions as bad. In the [spring 2010 Pew Global Attitudes survey](#), 65% rated the economy poorly and just 34% said it was in good shape.

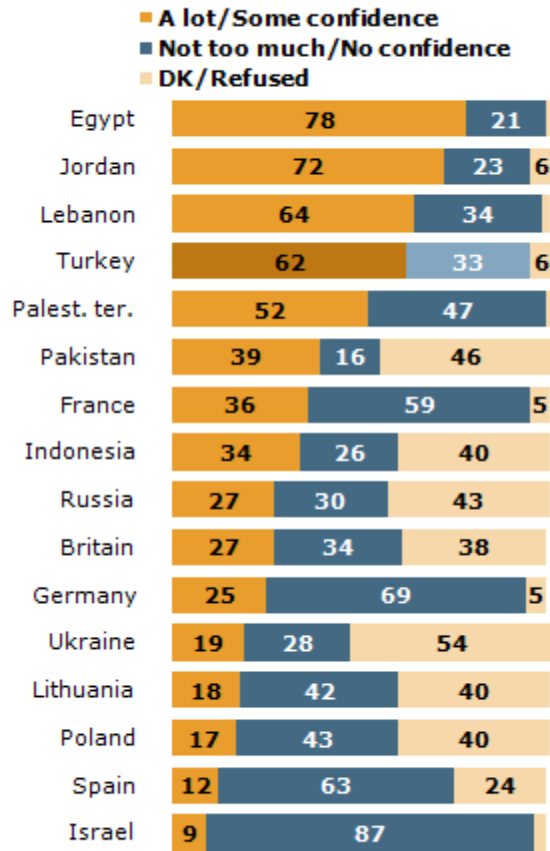


Turkish assessments of the economy are much more positive today than when Erdogan won office nearly a decade ago. In a 2002 poll, conducted a few months before Erdogan's AKP won its first national election, only 14% said economic conditions were good. By the next national election in 2007, this had risen to 46%.

As the global economy started to slump, Turkish views about their economic situation turned negative in 2008, and stayed negative through 2010, before recovering to some extent in the current poll.

Erdogan Receives High Marks in Turkey -- and in Arab Nations

Confidence in Erdogan



PEW RESEARCH CENTER Q48m.

As he nears the end of his second term in office, Prime Minister Erdogan gets positive ratings for his handling of foreign affairs. About six-in-ten (62%) Turks have a lot or some confidence in Erdogan to do the right thing in world affairs, while one-third have little or no confidence in him.

The prime minister receives especially high marks from supporters of his own party (86% a lot or some confidence). And views about Erdogan are strongly linked to religiosity -- 73% of Muslim Turks who pray five times daily voice confidence in him, 60% of those who pray at least once per week but less than five times a day are confident and only 42% of those who hardly ever pray or do so just during religious holidays express a positive view about Erdogan's leadership in world affairs.

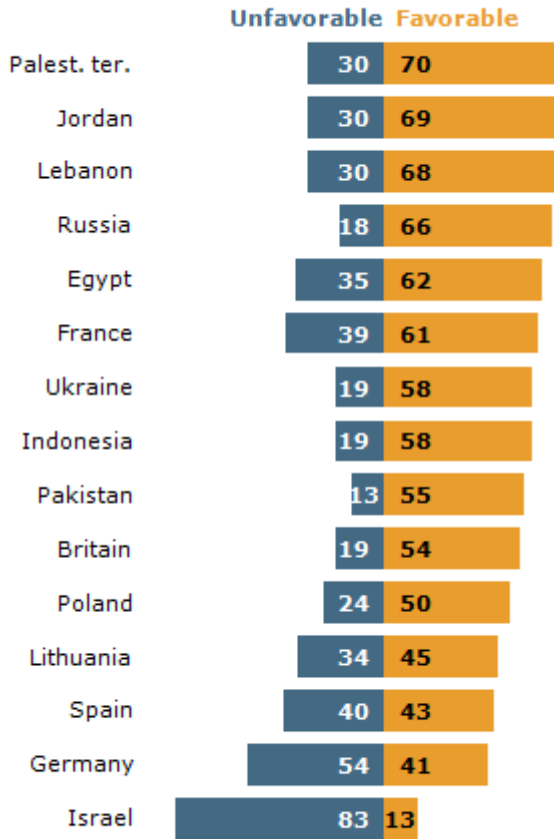
Beyond Turkey's borders, Erdogan is also popular in a number of neighboring Arab nations. Strong majorities of Egyptians (78% a lot or some confidence), Jordanians (72%), and Lebanese (64%) express confidence in the Turkish prime minister, who, along with his Foreign Minister Ahmet Davutoğlu, has in many ways raised Turkey's profile on the world stage in recent years.

Erdogan, for example, has received considerable attention for breaking with previous Turkish policy and taking a more confrontational approach toward Israel regarding Israeli policies in the West Bank and Gaza. In the Palestinian territories themselves, Erdogan receives somewhat less support than in other Arab nations,

with 52% expressing confidence in the Turkish leader and 47% saying they have little or no confidence in him. He is much more popular in the West Bank (61% a lot or some confidence) than in Gaza (35%).

Israelis overwhelmingly assign Erdogan negative ratings -- only 9% express confidence in him, while 87% lack confidence. However, among Israel's minority Arab community, Erdogan is generally popular, with 60% voicing confidence in him. Nearly all Israel Jews surveyed (95%) express little or no confidence.

Turkey Favorability



PEW RESEARCH CENTER Q3s.

The prime minister also fares poorly in Western Europe -- clear majorities in Germany (69%), Spain (63%) and France (59%) give Erdogan a negative assessment. In the other European and predominantly Muslim nations where this question was asked, large numbers are unable to offer an opinion about the Turkish leader.

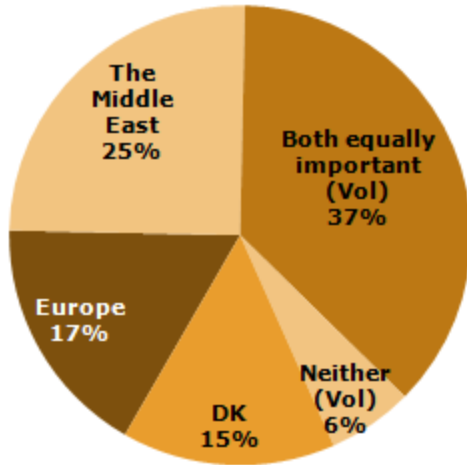
Turkey, as a nation, is generally popular in the countries surveyed. Majorities in all of the predominantly Muslim nations polled (the Palestinian territories, Jordan, Lebanon, Egypt, Indonesia and Pakistan) express a favorable opinion of Turkey. But the country also receives a positive rating in much of Europe, including Russia (66% favorable), France (61%), Ukraine (58%) and Britain (54%).

Israel and Germany are the clear outliers on this question. Fully 83% of Israelis have an unfavorable opinion of Turkey, although once again there are significant differences between the country's Jewish (5%

favorable) and Arab (68% favorable) communities. In Germany, home to a large Turkish minority, just over half (54%) express an unfavorable view of Turkey.

Turkey's Future

Should Turkey Look More To Europe or the Middle East?



PEW RESEARCH CENTER Q53.

There is no consensus as to whether in the future Turkey should look to Europe (17%) or to the Middle East (25%).

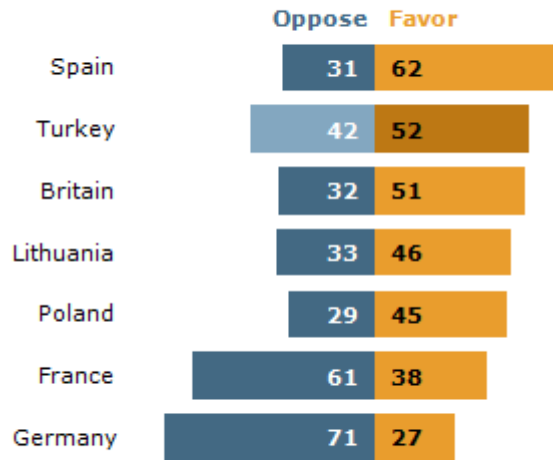
Nearly four-in-ten (37%) volunteer that both are equally important, while 6% say that neither are important and 15% do not offer an opinion.

By a narrow margin, Turks favor joining the European Union. Currently, 52% endorse EU membership, while 42% oppose it.

While support for EU ascension has not changed substantially in Turkey since last year, it has dropped 16 percentage points since 2005, when 68% favored joining the EU.



How Do You Feel About Turkey Becoming a Member of the EU?



In Turkey, question asked about "our country."

PEW RESEARCH CENTER Q11.

Younger Turks are more likely to favor joining Europe: 61% of those ages 18 to 29 hold this view, compared with 50% of 30 to 49 year-olds, and 43% of those age 50 and older. EU membership is also especially popular among the country's Kurdish minority (76% favor).

On balance, publics in most of the EU member nations surveyed support Turkish membership in the organization. Majorities in Spain (62%) and Britain (51%) favor membership, as do pluralities in Lithuania (46%) and Poland (45%). However, majorities hold the opposite view in two of the EU's most powerful countries: Germany (71% oppose) and France (61%).

Among the EU countries surveyed, there has been little change since the Pew Global Attitudes Project last asked this question in 2005, although support for Turkish EU membership has slipped slightly in Spain (-6 percentage points), Britain (-6) and Poland (-6).

Source: <http://pewresearch.org/pubs/2016/turkey-public-opinion-erdogan-european-union-muslim>

Gilani's Gallopedia (2007-2010)

A Quantitative Analysis

A quantitative analysis of global polls monitored during the 4 year period January 2007 –August 2010

KEY STATISTICS

- 1- Number of Surveys (*a selection on key political and social issues*): \simeq 2,500 polls during the period 2007-2010
- 2- Number of questions: \simeq 30,000 during the period 2007-2010
- 3- Subjects of Interest (*we have made a list of 125 subjects, further grouped into 9 broad categories, namely: **Governance**, **Globalization** (inclusive of global economic issues) **Global Conflicts** (conflict zones), **Global leaders** (USA and Emerging powers), **Global Environment**, **Family**, **Religion**, and other miscellaneous*)
- 4- Number of **countries** covered by one or more surveys: \simeq 150 during the period 2007-2010
- 5- Number **polling organizations** whose polls have been cited: \simeq 150 during the period 2007-2010

