

Gallopedia

From Gilani Research Foundation

August 2011, issue # 182*

Compiled on a weekly basis since January 2007

Gilani's Gallopedia is a weekly Digest of Opinions in a globalized world - one window on global opinion polling compiled by Gilani Research Foundation

Who are we?

Gilani's Gallopedia is a weekly digest of opinions in a globalized world. It provides a one window access to Global Opinion Polls on a weekly basis. It is produced by a team of researchers led by Dr. Ijaz Shafi Gilani, and is a not for profit public service. It is co-edited by Mohammad Zubair and Rushna Shahid.

Gilani's Gallopedia is in a way the 'wikipedia' for global polling. We plan to make it an interactive platform where you are both *reader* and *contributor*. ❖

Contact Details:

Rushna Shahid
Assistant Manager
Gilani Research Foundation
Email: rushna.shahid@gilanifoundation.com



Topic of the week: (Click for details)

INSIDE THIS ISSUE

THIS WEEK'S REPORT CONSISTS OF **40** NATIONAL & MULTI COUNTRY SURVEYS. **14** POLLING ORGANIZATIONS HAVE BEEN REPRESENTED.

Pg 2 **Asia** zone this week- **4** National Polls & **1** multi country polls



Pg 2 **Euro Americas** zone this week- **29** national polls & **3** multi country polls



Pg 9 **Cyber Polls**
4 Polls



Pg 10 **Topic of the week-**
Arab Attitude Towards Iran, 2011.



Countries represented in blue. Polling organizations represented in pink. For reference to source of each poll clicks to detail are provided in the text



Asia zone

► MIDDLE EAST & NORTH AFRICA; WEST ASIA; SOUTH ASIA;
NORTH ASIA; EAST ASIA



► MIDDLE EAST

182-1 **'Positive Uncertainty' In Egypt As Citizens Come To Terms With Their New Democracy** (Click for Details)

(Egypt) The study of over 1,000 Egyptian citizens has unearthed a 'positive uncertainty' about the country's future, where 76% of people feel optimistic about the country's future, yet almost half (41%) are still unhappy about the current situation in the country. (TNS Global)

July 27, 2011

2.7 Foreign Affairs & Security » Muslim World

► WEST ASIA

182-2 **Pakistanis Still Rate Military Tops Among National Institutions** (Click for Details)

(Pakistan) Gallup surveys in Pakistan show the image of the country's military took a slight bruising after reports emerged that it had no prior knowledge of the U.S. raid that killed Osama bin Laden. In a May 9-12 Gallup poll, 78% of Pakistanis expressed confidence in their military, down from 86% in a survey conducted mostly in the weeks leading up to the raid. (Gallup USA)

July 29, 2011

2.10 Foreign Affairs & Security » Military Issues/ Defence



182-3 **Majority (59%) Believe The Media Is Doing A Good Job While 27% Disagree** (Click for Details)

(Pakistan) Majority of about six in ten Pakistanis (59%) believe that the media does its job well, while 27% believe it adversely impacts people's perceptions. The results indicate that a relatively higher proportion of respondents over the age of fifty (30%) said the media was impacting people negatively, as compared to 25% under the age of thirty who said the same. (Gallup Pakistan)

August 1, 2011

4.6 Society » Media/ New Media

► SOUTH EAST ASIA

182-4 **Net Satisfaction With National Administration Performance Is "Good" +45 In Philippines** (Click for Details)

(Philippines) The Second Quarter 2011 Social Weather Survey, fielded from June 3-6, 2011, found 62% of adults satisfied, 19% neither satisfied nor dissatisfied, and 17% dissatisfied with the general performance of the National Administration, for a good net satisfaction rating of +45 (% satisfied minus % dissatisfied), just one point below the good +46 in March 2011. (SWS)

July 28, 2011

1.2 Domestic Politics » Performance Ratings

Multi Country- Arab Attitude Towards Iran, 2011 (Click for Details)

2.7 Foreign Affairs & Security » Muslim World

**Euro Americas zone**▶ EAST EUROPE; WEST EUROPE; NORTH AMERICA;
LATIN AMERICA & AUSTRALASIA**EUROPE****▶ EAST EUROPE**182-5 **Ideal Politician: Democrat? Reformer? Populist?** (Click for Details)

(Russia) Over the recent twenty years Russians have known better the political terms. "Democrats" and "reformers" are rather positively perceived (55 and 53% respectively). "Nationalists" are perceived most negatively (71%). Every second respondent feel negative attitudes toward "conservators", "radicals" (51% for each) and "populists" (55%). Those who are perceived rather negatively are also "communists" (44%) and "liberals" (41%). But even "liberals" are more favored by 25% of Russians (in 1991 - only 12%), and "communists" - by 35%. (Russian Public Opinion Research Centre)

June 28, 2011

1.1 Domestic Politics » Elections

1.6 Domestic Politics » National History

182-6 **Volunteering In Russia: Youth`s Potential** (Click for Details)

(Russia) Every second Russian participated in voluntary activities at least once over the recent three years (53%). Top five voluntary activities are environmentally-oriented and involve planting of greenery (18%), area cleaning (16%), helping homeless animals (10%). Charity (18%) and assistance to socially unprotected categories of citizens (12%) are popular voluntary activities as well.

(Russian Public Opinion Research Centre)

June 24, 2011

4.4 Society » Civil Society

182-7 **Why Do People Get Tired Of Politics?** (Click for Details)

(Russia) As twenty years ago, the majority of Russians believe that the people around got tired of politics (75%). They are basically the supporters of the CPRF (82%), LDPR parties (81%) and absentees (81%), as well as 45-59-year-old respondents (79%) and those who do not use the Internet (79%). Those who report tiredness of politics are mainly those respondents who are not satisfied with the development of democracy in Russia (78%). Twelve percent of respondents are not agree with this statement: they are basically non-parliament parties` adherents (25%) and Internet users (15-16%). (Russian Public Opinion Research Centre)

June 24, 2011

1.5 Domestic Politics » National Image/ Trust

182-8 **Recalling Nations Participating In The WWII: Russians Forgave Germans And Have A Dislike For The Poles** (Click for Details)

(Russia) Today the attitudes of Russians towards Germans do not differ a lot from the attitudes of Russians toward other nations participated in the World War II, including the allies of the USSR. Germans hold third position among the likes of Russians (index of attitudes toward this nation* - 36 points), sharing it with the Finns and the English people, and giving way to the French people, Italians (39 points for each) and Japanese (31). The least favored nations among nations-participants of the WWII are the Poles a (15 points) and Americans (18 points).

([Russian Public Opinion Research Centre](#))

June 21, 2011

[1.6 Domestic Politics](#) » [National History](#)



► **WEST EUROPE**



182-9 **London 2012: Support 'High' Among Londoners Despite 'Unfair' Ticketing** (Click for Details)

(UK) About 57% of Londoners feel the ticket sales for the 2012 Olympics was "not fair", but this has not dented the support for the event being held in the city, an Ipsos MORI survey for BBC London has found. Of the 1,000 people surveyed, 73% backed London hosting the Games, with 38% saying they felt "more positive" about the event now than in 2010. ([Ipsos Mori](#))

July 26, 2011

[4.15 Society](#) » [Sports](#)

182-10 **Yougov Olympics Results – One Year To Go** (Click for Details)

(UK) With one year to go until the opening ceremony of the Olympic Games in London, a new YouGov survey shows British opinion is divided over support for the Games and the benefits hosting will bring. 40% are interested in the London Olympic Games with one year to go while 44% think London should have bid for the Games, and 42% disagree. ([Yougov](#))

27 July 2011

[4.15 Society](#) » [Sports](#)

182-11 **UK Citizens Satisfied With Their Cities, but Not as Optimistic** (Click for Details)

(UK) Most Britons (86%) are satisfied with the city or area where they live. However, less than half (47%) say their city is getting better as a place to live, according to Gallup-Healthways Well-Being Index data, while 30% say it is getting worse. ([Gallup USA](#))

July 29, 2011

[4.4 Society](#) » [Civil Society](#)

182-12 **Labour Holds Seven-Point Lead Over Conservatives in Britain** (Click for Details)

(UK) Prime Minister David Cameron maintains the highest approval rating of the three main party leaders. The Labour Party continues to garner the backing of two-in-five decided voters in Britain, a new Angus Reid Public Opinion poll has found.

([Angus-Reid](#))

July 25, 2011



[1.2 Domestic Politics » Performance Ratings](#)[1.3 Domestic Politics » Governance](#)**Multi Country- Majority of Britons Distrusted Media Before Hacking Scandal** [\(Click for Details\)](#)[4.6 Society » Media/ New Media](#)

AMERICAS

► NORTH AMERICA

182-13 **Most Americans Embarrassed by Lack of Deal on Debt Ceiling** [\(Click for Details\)](#)

(USA) Most adults in the United States are clearly disappointed with the way the discussions on raising the debt ceiling have evolved, a new Angus Reid Public Opinion poll has found. Two-in-five respondents would raise the debt limit, even if it leads to higher government spending and a higher national debt. ([Angus-Reid](#))

July 31, 2011

[3.9 Economy » Financial systems & Institutions](#)182-14 **U.S. Political Ideology Stable With Conservatives Leading** [\(Click for Details\)](#)

(USA) Americans' political ideology at the midyear point of 2011 looks similar to 2009 and 2010, with 41% self-identifying as conservative, 36% as moderate, and 21% as liberal. ([Gallup USA](#))

August 1, 2011

[1.4 Domestic Politics » Political Parties](#)182-15 **Obama Approval Drops to New Low of 40%** [\(Click for Details\)](#)

(USA) President Obama's job approval rating is at a new low, averaging 40% in July 26-28 Gallup Daily tracking. His prior low rating of 41% occurred several times, the last of which was in April. As recently as June 7, Obama had 50% job approval. ([Gallup USA](#))

July 29, 2011

[1.2 Domestic Politics » Performance Ratings](#)[1.3 Domestic Politics » Governance](#)182-16 **Near Record-Low Confidence in U.S. Public Schools** [\(Click for Details\)](#)

(USA) Americans continue to express near record-low confidence in U.S. public schools -- holding in the range seen throughout the past few years of tumult for the U.S. economy and state budgets. The 34% who say they have a "great deal" or "quite a lot" of confidence in public schools is unchanged from last year and statistically similar to what Gallup has found since 2005. ([Gallup USA](#))

July 29, 2011

[4.10 Society » Education](#)182-17 **Obama Rates Higher Than Boehner, Reid on Debt Situation** [\(Click for Details\)](#)

(USA) Americans are more likely to approve of the way President Obama is handling the negotiations to raise the federal debt ceiling than they are to approve of the handling of the situation by Speaker of the House John Boehner or Senate Majority Leader Harry Reid, although opinions about all three are more negative than positive. ([Gallup USA](#))

July 28, 2011

[1.2 Domestic Politics » Performance Ratings](#)

[1.4 Domestic Politics » Political Parties](#)**182-18 Obama Loses Ground in 2012 Reelection Bid** [\(Click for Details\)](#)

(USA) The sizeable lead Barack Obama held over a generic Republican opponent in polls conducted earlier this year has vanished as his support among independent voters has fallen off. Currently, 41% of registered voters say they would like to see Barack Obama reelected, while 40% say they would prefer to see a Republican candidate win in 2012. In May, Obama held an 11-point lead. ([Pew Research Center](#))

July 28, 2011

[1.1 Domestic Politics » Elections](#)

[1.2 Domestic Politics » Performance Ratings](#)

**182-19 GOP Makes Big Gains Among White Voters** [\(Click for Details\)](#)

(USA) As the country enters into the 2012 presidential election cycle, the electorate's partisan affiliations have shifted significantly since Obama won office nearly three years ago. In particular, the Democrats hold a much narrower edge than they did in 2008, particularly when the partisan leanings of independents are taken into account. ([Pew Research Center](#))

July 22, 2011

[1.1 Domestic Politics » Elections](#)

[1.4 Domestic Politics » Political Parties](#)

182-20 Public Wants Debt Ceiling Compromise, Expects a Deal Before Deadline [\(Click for Details\)](#)

(USA) The public overwhelmingly favors a compromise in the debt ceiling standoff. And even as negotiations aimed at resolving the issue show little progress, a majority thinks that Barack Obama and congressional Republicans will reach a deal before the Aug. 2 deadline on a possible government default. ([Pew Research Center](#))

July 26, 2011

[3.9 Economy » Financial systems & Institutions](#)

182-21 For a Second Straight Week, It's the Debt Crisis and Tabloid Scandal [\(Click for Details\)](#)

(USA) Two stories that have become fixtures in the headlines -- the deadlocked debt debate and the intensifying News of the World phone hacking scandal -- accounted for more than half of last week's newshole, relegating other significant events to secondary status in the media. ([Pew Research Center](#))

July 27, 2011

[3.9 Economy » Financial systems & Institutions](#)

182-22 Wealth Gaps Rise to Record Highs Between Whites, Blacks and Hispanics [\(Click for Details\)](#)

(USA) The median wealth of white households is 20 times that of black households and 18 times that of Hispanic households, according to a Pew Research Center analysis of newly available government data from 2009. ([Pew Research Center](#))

July 26, 2011

[4.3 Society » Ethnicity](#)

[4.4 Society » Civil Society](#)

182-23 Wine Matches Beer in U.S. Drinkers' Preferences This Year [\(Click for Details\)](#)

(USA) For only the second time in two decades, wine ties beer as the top choice when U.S. drinkers are asked whether they most often drink liquor, wine, or beer. Gallup now finds nearly as many U.S. drinkers naming wine (35%) as beer (36%), while liquor still registers a distant third at 23%. ([Gallup USA](#))

July 27, 2011

[4.4 Society](#) » [Civil Society](#)

182-24 **Most Caregivers Look After Elderly Parent; Invest a Lot of Time** ([Click for Details](#))

(USA) The large majority of employed American caregivers -- people who work at least 15 hours per week and help care for an aging family member, relative, or friend -- are looking after an elderly parent. Specifically, 72% say they provide care to a parent and separately 67% say the person is 75 years of age or older. ([Gallup USA](#))

July 28, 2011

[4.4 Society](#) » [Civil Society](#)

182-25 **Caregiving Costs U.S. Economy \$25.2 Billion in Lost Productivity** ([Click for Details](#))

(USA) Working American caregivers -- those who work at least 15 hours per week and help care for an aging family member, relative, or friend -- report that their caregiving obligations significantly affect their work life. ([Gallup USA](#))

July 27, 2011

[3.1 Economy](#) » [Perceptions on Performance/ Well-Being](#)



182-26 **More Than One in Six American Workers Also Act as Caregivers** ([Click for Details](#))

(USA) More than one in six Americans who work a full- or part-time job also report assisting with care for an elderly or disabled family member, relative, or friend. ([Gallup USA](#))

July 26, 2011

[4.4 Society](#) » [Civil Society](#)

182-27 **Common State Abortion Restrictions Spark Mixed Reviews** ([Click for Details](#))

(USA) Large majorities of Americans favor the broad intent of several types of abortion restriction laws that are now common in many states, but have mixed or negative reactions to others. ([Gallup USA](#))

July 25, 2011

[4.13 Society](#) » [Social Problems](#)

182-28 **80% Believe U.S. Reporters Sometimes Use Illegal Methods** ([Click for Details](#))

(USA) In the wake of a British media scandal involving illegal phone hacking, high percentages of U.S. likely voters believe reporters in the United States sometimes use illegal methods to learn personal information and that some media conglomerates have too much influence on how we receive news. ([Ibope-Zogby](#))

July 28, 2011

[4.6 Society](#) » [Media/ New Media](#)

182-29 **Six in 10 Disagree With Ending Space Shuttle & Fear Others Will Surpass U.S. in Exploration** ([Click for Details](#))

(USA) Majorities of U.S. voters disagree with the decision to end space shuttle missions and fear other nations might surpass the U.S. in space exploration. Also, future space exploration through both NASA and private companies is seen as preferable to either



going it alone. (Ibope-Zogby)

July 27, 2011

[3.11 Economy](#) » [Science & Technology](#)

182-30 **Cain and Perry Top GOP Positive Intensity List** ([Click for Details](#))

(USA) Herman Cain and Rick Perry have the highest Positive Intensity Scores among Republicans who know them. Rudy Giuliani, Michele Bachmann, Sarah Palin, and Mitt Romney trail slightly behind. There are no signs of improvement in the weaker Positive Intensity Scores of Tim Pawlenty, Rick Santorum, Ron Paul, Newt Gingrich, or Jon Huntsman. ([Gallup USA](#))

July 27, 2011

[1.1 Domestic Politics](#) » [Elections](#)

[1.2 Domestic Politics](#) » [Performance Ratings](#)

182-31 **Amid Debt Battle, More Americans Say Economy Getting Worse** ([Click for Details](#))

(USA) Seventy-three percent of Americans in Gallup Daily tracking over the July 22-24 weekend say the U.S. economy is getting worse. This is up 11 percentage points from the three days ending July 6, and the worst level for this measure since the three days ending March 12, 2009. ([Gallup USA](#))

July 26, 2011

[3.1 Economy](#) » [Perceptions on Performance/ Well-Being](#)

[3.9 Economy](#) » [Financial systems & Institutions](#)

182-32 **Bad Economic News Dampens Canadian Consumer Confidence: Survey** ([Click for Details](#))

(USA) Canadian consumers' are no longer showing the optimism of the last three months, as negative reports on employment, continuing high gas prices, the markets, and the yet to be resolved debt crisis have all taken their toll on how Canadians feel about the economy. After three successive months of gains, the TNS Consumer Confidence Index dropped in July from 100.3 to 99.7. ([TNS Canada](#))

July 28, 2011

[3.2 Economy](#) » [Consumer Confidence/Protection](#)

► AUSTRALASIA

182-33 **New Zealand National-LED Government Gains And Has Winning Lead** ([Click for Details](#))

(New Zealand) The latest New Zealand Roy Morgan Poll shows support for Prime Minister John Key's National-led Government is at 57.5% (up 2.5%). Support for Key's National Party is 52% (up 3%), ACT NZ 2% (down 1%), the Maori Party 3% (up 0.5%), and United Future 0.5% (unchanged). ([Roy Morgan](#))

July 28, 2011

[1.1 Domestic Politics](#) » [Elections](#)

[1.4 Domestic Politics](#) » [Political Parties](#)

182-34 **Australians Believe Economic & Financial Issues Are The Most Important Problems Facing Australia And The World** ([Click for Details](#))

(Australia) Australians believe the most important problems facing Australia and the World are Economic and Financial issues according to the latest Roy Morgan Research conducted in mid July 2011. ([Roy Morgan](#))

July 26, 2011

[3.9 Economy](#) » [Financial systems & Institutions](#)

► MULTI-COUNTRY SURVEYS

182-35 **Arab Attitude Towards Iran, 2011** (Click for Details)

A recent survey reveals that there is a deep concern in Arab countries over Iran's regional role. Iran is viewed negatively in Saudi Arabia, UAE, Morocco, Jordan, and Egypt. There is only a scant support for Iran nuclear program in the Arab world. ([Zogby-Arab American Institute](#))

July 2011

[2.7 Foreign Affairs & Security](#) » [Muslim World](#)

182-36 **Majority of Britons Distrusted Media Before Hacking Scandal** (Click for Details)

The "whole disgraceful and sorry episode" of media phone hacking in the United Kingdom is another scandal that has shaken people's confidence "to the core," Prime Minister David Cameron said earlier this week. Gallup surveys, however, show the British public hasn't placed much faith in its media for some time. Since 2005, a majority of Britons have lacked confidence in their media. ([Gallup USA](#))

July 27, 2011

[4.6 Society](#) » [Media/ New Media](#)

► CYBER WORLD

182-37 **71% of Online Adults Now Use Video-Sharing Sites** (Click for Details)

More online Americans are using video-sharing sites-- and they are doing so more frequently. As of May 2011, 71% of online adults reported watching videos on a video-sharing site such as YouTube or Vimeo. A demographic portrait of these site users is in the table below. ([Pew Research Center](#))

July 26, 2011

[4.6 Society](#) » [Media/ New Media](#)



182-38 **Bloggers Assess Motives of the Norway Attacker** (Click for Details)

The dramatic July 22 attacks in Norway that resulted in the deaths of at least 68 people inspired a vibrant conversation in the blogosphere last week. While sympathy for the victims was significant, more time was devoted to conversations about the killer, Anders Behring Breivik, according to an analysis of social media conducted by the Pew Research Center's Project for Excellence in Journalism.

July 28, 2011

[2.4 Foreign Affairs & Security](#) » [Terrorism](#)

182-39 **Indonesia The Most Reliant On Mobile Internet Access Across Southeast Asia** (Click for Details)

([Indonesia](#)) Almost half of all Indonesian Internet users access the net via their mobile phones and this number is set to increase, as a more significant amount intend to use this device to get online in the next 12 months, according to a report released today by global insights and measurement company, Nielsen. ([Nielsen](#))

July 11, 2011

[4.4 Society](#) » [Civil Society](#)

182-40 **TNS Survey Puts Hong Kong At Forefront Of Expected Global Tablet Sales Explosion** (Click for Details)

([Hong Kong](#)) Half of Hong Kong consumers say they are likely to purchase a tablet in this year, according to a recent survey conducted by TNS, a leading consultative market research company. The study found that 17% of Hong Kong consumers claim



to own a tablet – nearly six times the global average – and that another 50% of the territory's consumers are likely to purchase a tablet. (TNS Global)

July 29, 2011

4.4 Society » Civil Society

3.12 Economy » IT & Telecom

Topic of the week:

Arab Attitude Towards Iran, 2011

- This page is devoted to opinions of countries whose polling activity is generally not known very widely or where a recent topical issue requires special attention.



- Deep concern with Iran's regional role
- Iran viewed very unfavorably in Saudi Arabia, UAE, Morocco, Jordan, and Egypt
- Scant support for Iran's nuclear program
- GCC's assertive role in Yemen and Bahrain supported in Saudi Arabia, Egypt, and Morocco

This is an Arab American Institute poll with analysis by James Zogby. It was conducted during the first three weeks of June by Zogby International. Over 4,000 Arabs were surveyed, with a margin of error of +/- 3.5% in Morocco, Egypt, KSA; and +/- 4.5% in Lebanon, Jordan, UAE.



Findings:

- Most Arabs look askance at Iran's role across their region, with substantial majorities seeing Iran playing a negative role especially in Iraq, Bahrain and the Arab Gulf.
- Iran's favorable ratings have dropped significantly in recent years. It is seen as not contributing to "peace and stability in the Arab World" and there is scant support for Iran's nuclear program.
- Significant majorities desire that the Middle East become a "nuclear free zone". When asked if they "had to choose one nation other than Israel to be a nuclear power in the Middle East" – for most Arabs, Egypt is the preferred choice, followed by Turkey.
- There is regional support for the GCC's new and more assertive role in Bahrain, Yemen, and in their concern with Iran's nuclear program.
- Lebanon's attitudes toward Iran differ from the rest of the region, revealing a troubling sectarian divide.



- Overall, Turkey receives the highest favorable ratings in most Arab countries, with the U.S. Receiving the lowest rating in every country but Saudi Arabia, where Iran is lowest.



Note: In previous polls, when Arabs were asked questions about Iran or its nuclear program, and the U.S. and its threats of sanctions or military action were a part of the question, Arabs would indicate strong support for Iran and its defiance on nuclear issues. The more negative attitudes toward Iran reflected here may be accounted for by the fact that in this survey Arabs are being asked to state their attitudes toward Iran without reference to the U.S. and/or that Iran's regional behavior has succeeded in alienating Arab opinion.

Methodology:

	Morocco		Egypt		Lebanon		Jordan		KSA		UAE	
	freq	%	freq	%	freq	%	freq	%	freq	%	freq	%
Total	819	100	817	100	515	100	514	100	815	100	525	100
Under 36	451	55	472	58	257	50	321	63	494	61	322	61
36+	368	45	345	42	258	50	193	38	321	39	203	39
Live in city	697	85	794	97	513	100	417	81	768	94	237	45
Live outside city	122	15	23	3	2	<1	97	19	47	6	288	55
Less than university	685	84	670	82	398	77	434	84	660	81	250	48
University+	134	16	147	18	117	23	80	16	155	19	275	52
Married	349	43	446	55	268	52	222	43	395	49	360	69
Single, never married	416	51	342	42	247	48	282	55	407	51	159	30
Divorce/widowed/separated	52	6	29	4	--	--	10	2	13	2	6	1
Own	389	48	317	39	162	32	386	75	387	48	221	42
Rent	423	52	500	61	353	69	128	25	421	52	304	58
Employed	486	59	486	60	117	34	225	44	379	47	419	80
Not employed	333	41	331	41	338	66	289	56	436	54	106	20
Muslim	--	--	776	95	--	--	504	98	--	--	--	--
Muslim Shi'a	--	--	--	--	191	37	--	--	--	--	--	--
Muslim Sunni	--	--	--	--	134	26	--	--	--	--	--	--
Christian	--	--	41	5	191	37	10	2	--	--	--	--
Male	390	48	409	50	257	50	261	51	408	50	376	72
Female	429	52	408	50	258	50	253	49	407	50	149	28

*Total may not equal 100% due to rounding

I. Attitudes toward Iran:

1. For each of the following questions, please indicate if you think Iran plays a positive or a negative role or has no impact.

A.	Morocco	Egypt	Lebanon	Jordan	KSA	UAE**
Iraq	14/72/14	13/61/21	38/35/13	20/56/8	14/81/4	--/89/3
Lebanon	21/48/28	17/51/27	70/15/5	50/40/4	3/71/22	31/47/10
Bahrain	17/44/37	13/47/34	17/26/29	3/46/30	--/100/--	1/82/10
Arab Gulf region	15/53/29	17/50/29	28/32/23	2/33/38	1/84/10	<1/83/10

*Positive/Negative/No Impact

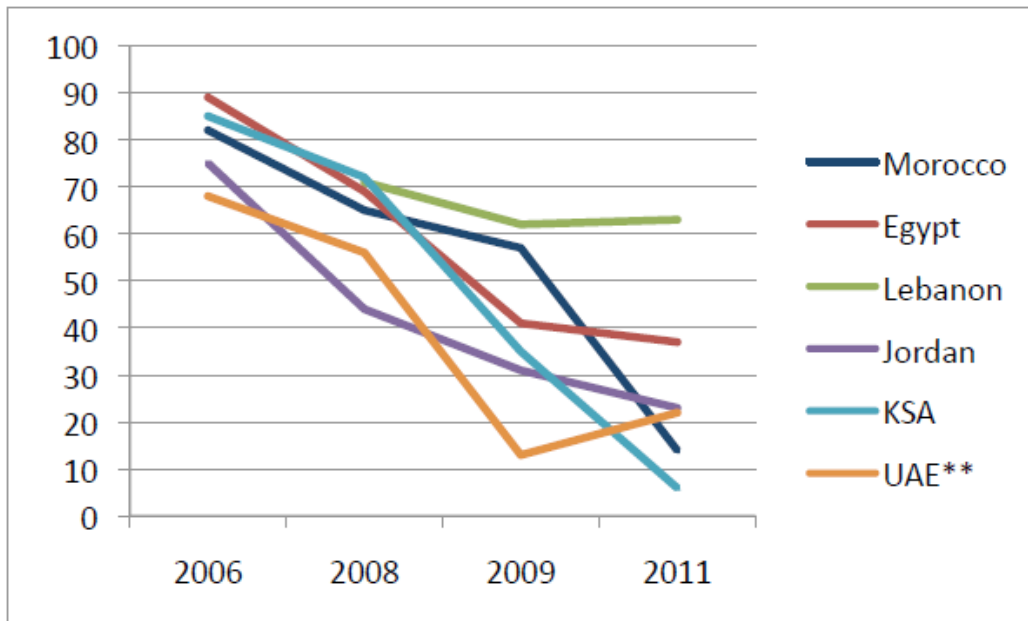
Lebanon only

	Shi'a	Sunni	Christian
Iraq	55/26/11	25/43/17	31/38/14
Lebanon	89/5/1	53/23/10	64/19/5
Bahrain	32/10/31	6/40/25	10/32/29
Arab Gulf region	40/28/19	17/35/27	23/33/24

*Positive/Negative/No Impact

A. Most Arabs look askance at Iran's role in their region with majorities in five of six countries concerned with Iran's role in Iraq and pluralities troubled by Iran's role in Bahrain and the Gulf region in general. Views are most negative in Saudi Arabia and UAE, followed by Morocco and Egypt. In Jordan and Lebanon perceptions of Iran's role are mixed with Jordanians and Lebanese seeing Iran play a positive role in Lebanon but are less supportive of Iran's role in the broader region.

A1.	Morocco	Egypt	Lebanon	Jordan	KSA	UAE**
2006	82/16	89/9	--	75/15	85/14	68/31
2008	65/26	69/14	71/28	44/55	72/25	56/41
2009	57/33	41/44	62/31	31/68	35/58	13/87
2011	14/85	37/63	63/37	23/77	6/80	22/70



A1. There has been a dramatic decrease in Iran's favorable ratings since 2006.

2. Please tell us if your opinion of each of the following is very favorable, somewhat favorable, somewhat unfavorable or very unfavorable?

B.	Morocco	Egypt	Lebanon	Jordan	KSA	UAE**
Turkey	80/20	64/35	93/7	45/55	98/2	62/27
China	59/40	56/43	63/29	55/44	26/66	62/28
Iran	14/85	37/63	63/37	23/77	6/80	22/70
France	62/38	44/56	41/45	21/79	95/4	60/26
United States	12/88	5/95	23/77	10/88	30/68	12/77
United Nations	15/84	7/93	39/61	9/91	52/43	27/67

*Favorable/Unfavorable

Lebanon only

	Shi'a	Sunni	Christian
Turkey	93/7	96/4	90/10
China	32/61	36/56	38/51
Iran	84/16	55/45	48/52
France	42/53	37/58	44/54
United States	26/74	22/78	22/78
United Nations	44/56	39/61	33/67

*Favorable/Unfavorable

B. In every country but Lebanon, Iran has a net unfavorable rating - with highest negatives in Morocco, Saudi Arabia, Jordan and UAE. Iran's favorable rating in Lebanon is driven by strong support from that country's Shia community, with mixed Sunni and Christian attitudes towards Iran.

Overall, Turkey has the highest favorable rating among Arabs, with the U.S. receiving the lowest rating in every country but Saudi Arabia.

3. Please tell us if you strongly agree, somewhat agree, somewhat disagree or strongly disagree with the following statements.

C.	Morocco	Egypt	Lebanon	Jordan	KSA	UAE**
Iran contributes to peace and stability in the Arab world	16/83	32/68	57/42	22/72	4/95	12/80
Turkey contributes to peace and stability in the Arab world	82/14	65/35	85/15	58/35	76/21	61/28
United States contributes to peace and stability in the Arab world	11/87	10/89	16/84	5/95	24/71	8/87
Saudi Arabia contributes to peace and stability in the Arab world	69/27	82/17	61/39	57/42	99/1	66/25

*Agree/Disagree

Lebanon only

	Shi'a	Sunni	Christian
Iran contributes to peace and stability in the Arab world	79/20	42/58	46/54
Turkey contributes to peace and stability in the Arab world	90/10	87/13	79/21
United States contributes to peace and stability in the Arab world	17/83	14/86	15/85
Saudi Arabia contributes to peace and stability in the Arab world	44/55	74/27	70/30

*Agree/Disagree

C. In every county but Lebanon, significant majorities say that Iran does not “contribute to peace and stability in the Arab World”. Once again, Lebanon’s views are mixed, with Sunni and Christian attitudes being more negative towards Iran and only the Shi’a community being positive.

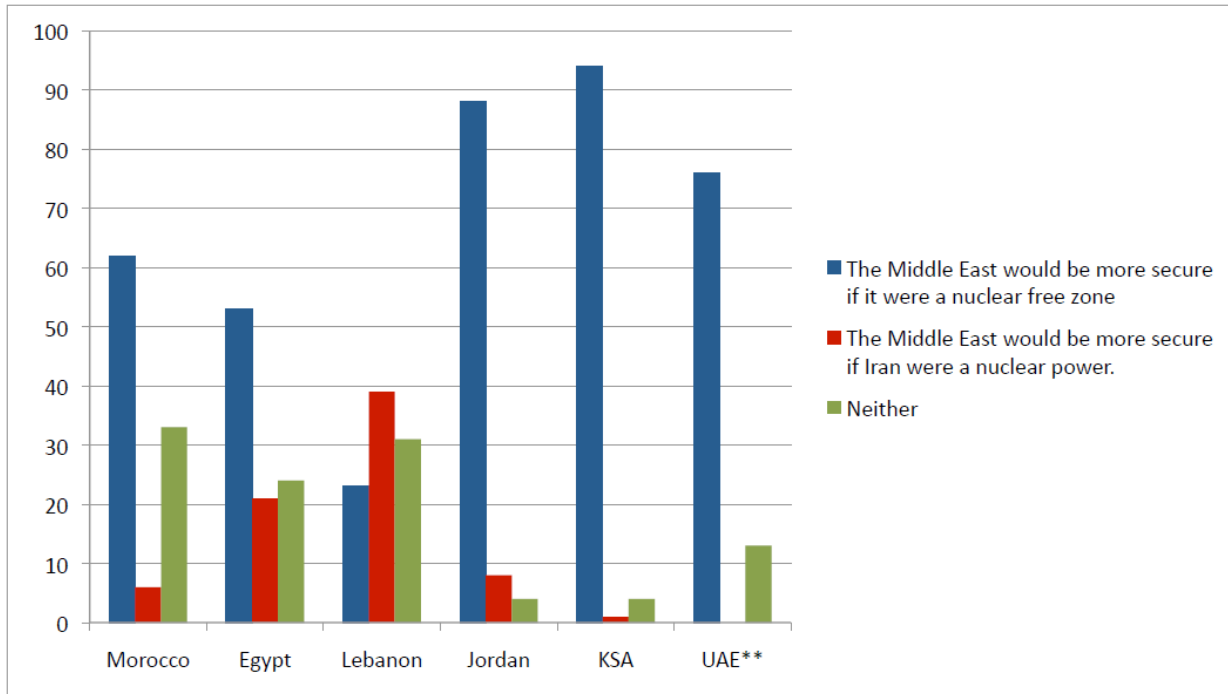
Overall, Turkey and Saudi Arabia are viewed as making the most positive contribution to “peace and stability”.

4. Which of the following statements comes closest to your view – Statement A or Statement B?

Statement A: “The Middle East would be more secure if it were a nuclear free zone.”

Statement B: “The Middle East would be more secure if Iran were a nuclear power.”

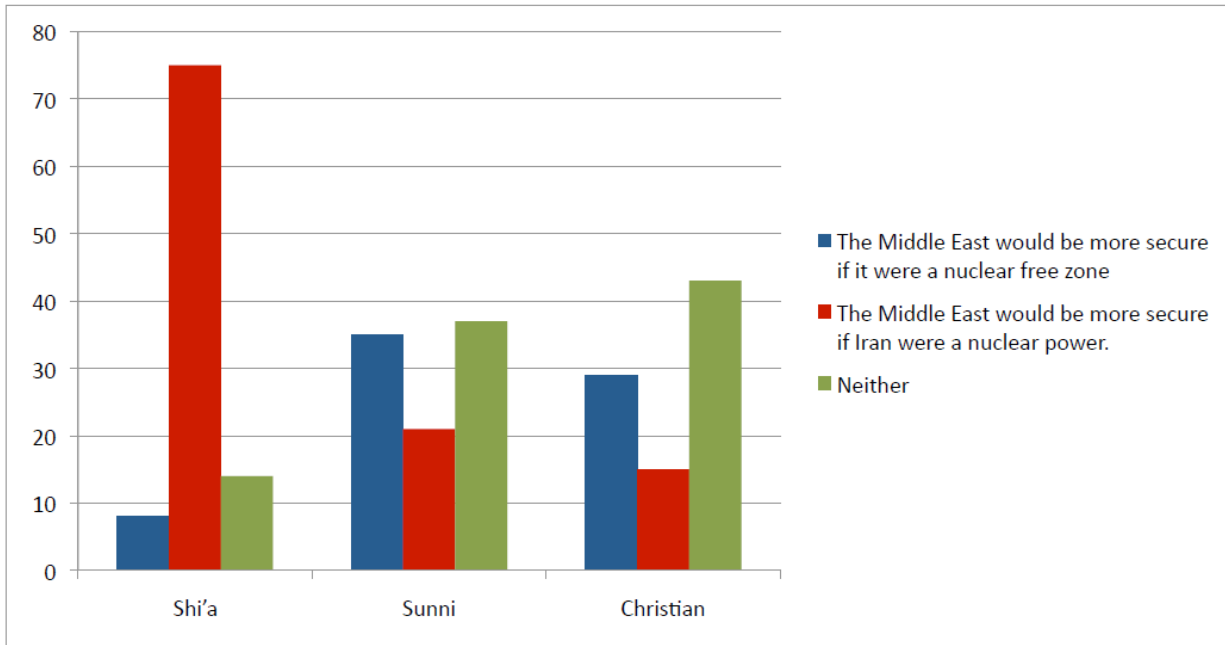
D.	Morocco	Egypt	Lebanon	Jordan	KSA	UAE**
A: The Middle East would be more secure if it were a nuclear free zone	62	53	23	88	94	76
B: The Middle East would be more secure if Iran were a nuclear power.	6	21	39	8	1	--
Neither	33	24	31	4	4	13



Lebanon only

	Shi'a	Sunni	Christian
A: The Middle East would be more secure if it were a nuclear free zone	8	35	29
B: The Middle East would be more secure if Iran were a nuclear power.	75	21	15
Neither	14	37	43

*Improve/Worsen/No Impact



D. Majorities in five of six countries agree that “the Middle East would be more secure if it were a nuclear free zone”. In Jordan, Saudi Arabia, UAE, and Morocco there is scant support for Iran becoming a nuclear power.

Source: http://aai.3cdn.net/fd7ac73539e31a321a_r9m6iy9y0.pdf

Gilani's Gallopedia (2007-2010)

A Quantitative Analysis

A quantitative analysis of global polls monitored during the 4 year period January 2007 –August 2010

KEY STATISTICS

- 1- Number of Surveys (*a selection on key political and social issues*): \simeq 2,500 polls during the period 2007-2010
- 2- Number of questions: \simeq 30,000 during the period 2007-2010
- 3- Subjects of Interest (*we have made a list of 125 subjects, further grouped into 9 broad categories, namely: **Governance**, **Globalization** (inclusive of global economic issues) **Global Conflicts** (conflict zones), **Global leaders** (USA and Emerging powers), **Global Environment**, **Family**, **Religion**, and other miscellaneous*)
- 4- Number of **countries** covered by one or more surveys: \simeq 150 during the period 2007-2010
- 5- Number **polling organizations** whose polls have been cited: \simeq 150 during the period 2007-2010

