

Gallopedia

From Gilani Research Foundation

January 2020, Issue # 619-620*

Compiled on a weekly basis since January 2007

Gilani's Gallopedia is a weekly Digest of Opinions in a globalized world - one window on global opinion polling compiled by Gilani Research Foundation

Who are we?

Gilani's Gallopedia is a weekly digest of opinions in a globalized world. It provides a one window access to Global Opinion Polls on a weekly basis. It is produced by a team of researchers led by Dr. Ijaz Shafi Gilani, and is a not for profit public service. It is co-edited by Mohsina Ahmed.

Our name reflects the rapid pace at which global polls are brought to the community of pollsters and other interested readers. Gilani's Gallopedia is not related to any polling agency and makes its selection from any publically available poll based on its relevance to our reader's interests. Over the years it has reported polls conducted by over 350 agencies and institutions.

Contact Details:

Asra Malik

Research Executive

Gallup Pakistan

Email: asra@gallup.com.pk



[Topic of the week: \(Click for details\)](#)

INSIDE THIS ISSUE

THIS WEEKLY REPORT CONSISTS OF **24**
NATIONAL & MULTI COUNTRY SURVEYS **13**
POLLING ORGANIZATIONS HAVE BEEN
REPRESENTED.

Pg 2	Asia zone this week- 05 national polls	
Pg 4	Africa zone this week- 01 national polls	
Pg 4	Euro Americas zone this week- 15 national polls	
Pg 8	Multi-country Studies this week- 03 national poll	
Pg 10	TOPIC OF THE WEEK: A better 2020 year is anticipated by 37% of the global population	

Countries are represented in blue; Polling organizations are represented in pink. For reference to source of each poll clicks to detail are provided in the text

Disclaimer: Gilani's Gallopedia is a not for profit activity and every effort has been made to give attribution to respective polling organizations. All material presented here is available elsewhere as public information. Readers may please visit the original source for further details. Gilani Research foundation does not bear any responsibility for accuracy of data or the methods and does not claim any proprietary rights benefits or responsibilities thereof.



Asia Zone

► MIDDLE EAST & NORTH AFRICA; WEST ASIA; SOUTH ASIA; NORTH ASIA; EAST ASIA

► ASIA:

619-620-01 [Record number of teachers disciplined for obscene acts \(Click for Details\)](#)

(Japan) A record 282 public school teachers in Japan were disciplined for sexual and other obscene acts last fiscal year, prompting the education ministry to declare "a strong sense of crisis." Cases of groping and sneak photography topped the list of actions that a ministry official termed "outrageous." The ministry released the result of its survey on sexual harassment and other obscene acts involving teachers on Dec. 24. The figure eclipsed the previous year's 210 cases. The survey examined several types of acts, including traffic offenses and physical punishment, committed by teachers at public elementary, junior high and high schools in all 47 prefectures and 20 ordinance-designated major cities. The number of obscene acts in fiscal 2018 increased roughly 1.7-fold in the past decade. Of those disciplined, 276 were men and six were women.



(Asahi)

December 25, 2019

4.7 Society » Morality, Values & Customs / Lifestyle

619-620-02 [Around a third of Indians feel women safety should be the focus of 2020 \(Click for Details\)](#)

(India) YouGov India's latest survey reveals that around a third of urban Indians (29%) feel women safety should be India's focus in 2020. Less than half of this number feel the economic condition (12%) and job market (11%) should receive attention in the new year. Not only do people feel women safety needs prominence, it also emerges as the area that close to half the people (45%) feel did not show improvement in 2019. Although both men and women feel this equally (with 43% men and 48% women saying this), there is a difference of opinion amongst the age groups. A higher number of Gen X (52%) felt that measures for woman safety did not show any advancement in 2019 as compared to the millennials (40%). (YouGov)

December 26, 2019

4.13 Society » Social Problems

619-620-03 [Asia Foundation Releases 2019 Survey of the Afghan People \(Click for Details\)](#)

(Afghanistan) The Asia Foundation has released findings from the 2019 installment of its annual Survey of the Afghan People. The results show that although 88% of Afghans support efforts to negotiate with the Taliban, there is serious reluctance to make major concessions such as restrictions on the rights of women or ceding territory. At the same time, 65% say they would vote for a president who would seek a peace agreement with the Taliban, and a similar percentage think that reconciliation with the Taliban is possible. While the overall mood in the country



Page 2 of 15

Disclaimer: Gilani's Gallopedia is a not for profit activity and every effort has been made to give attribution to respective polling organizations. All material presented here is available elsewhere as public information. Readers may please visit the original source for further details. Gilani Research foundation does not bear any responsibility for accuracy of data or the methods and does not claim any proprietary rights benefits or responsibilities thereof.

remains pessimistic, there was a slight uptick in optimism, with 36% of respondents now saying that the country is moving in the right direction, an increase from the 33% found last year and the highest level found since 2015. The main reasons for pessimism cited include insecurity, the economy, and weak governance, similar to what has been found in previous waves of research. (ACSOR)

December 4, 2019

2.2 Foreign Affairs & Security » Afghanistan War

► MENA:

619-620-04 [Iraq's protests haven't yet changed the system, but they're transforming Iraqis' belief in themselves \(Click for Details\)](#)

(Iraq) In an attempt to get a better understanding of these protests' dynamics and how protesters' grievances can be addressed, the research group, Al Mustakilla, conducted a face-to-face poll from Nov. 24 through Dec. 1. One of the most powerful findings of the survey was the overwhelming importance to protesters of the need to feel significant. In a nationwide poll conducted earlier this year, 3 of 4 respondents said they felt their lives had lost all meaning, while 80 percent said they felt depressed at least one time during the previous six months. But participating in these demonstrations appears to have changed those feelings. Almost 94 percent of the protesters said that these demonstrations made them feel like an important person. Almost the same percentage said that participation in these protests made them feel as if they had a voice in the future of Iraq. And 97 percent mentioned that going to protests made them more proud of being Iraqis. (IIACSS)



December 12, 2019

1.5 Domestic Politics » National Image/ Trust

619-620-05 [Syrians across Raqqa and Hasakah show widespread support for Turkish intervention but if Assad gains ground the majority would prefer a return to Daesh rule \(Click for Details\)](#)

(Syria) Gallup International polled a representative sample of 600 adults across Raqqa and Hasakah conducted over the last ten days. The findings reveal that three in five (58%) support President Trump's decision to withdraw troops from their areas, but among the Kurds opinion is unsurprisingly very different (33% support, 67% oppose). But what may come as a surprise to many is that the same proportion (57%) support Turkish military intervention. However, note here that while the Arab population widely support this (64%), the Kurds are understandably less enthusiastic (77% oppose it, but surprisingly 23% support it). (Orb International)



November 6, 2019

2.5 Foreign Affairs & Security » Regional Conflicts/ Issues



Africa Zone

- ▶ WEST AFRICA; EAST AFRICA; CENTRAL AFRICA;
SOUTHERN AFRICA

▶ AFRICA

619-620-06 [End of the Year Poll Result Release. \(Click for Details\)](#)

(Nigeria) NOIPolls conducted a poll to gauge the perceptions of Nigerians on how well the country has fared in 2019 particularly on some key socio-economic areas. The poll result revealed that Nigerians believe that the country has not fared well in the following areas; the Health sector (79 percent), Electricity supply (66 percent), Job creation (65 percent) and the Economy (64 percent). On electricity supply, 66 percent stated that the sector has not fared well in 2019 and power failure has a very debilitating effect on the economic growth given that electricity supply is fundamental to productivity. (NOI Polls)

December 24, 2019

[3.1 Economy » Perceptions on Performance/ Well-Being](#)

Euro Americas Zone

- ▶ EAST EUROPE, WEST EUROPE; NORTH AMERICA; LATIN AMERICA
& AUSTRALASIA

▶ EUROPE

619-620-07 [Attitudes of Austrians towards Air Quality \(Click for Details\)](#)

(Austria) Nearly half (47%) of Austrians do not feel informed about EU air quality problems in their country. In a recent multinational poll conducted by Eurobarometer respondents were asked how informed they felt about air quality problems in their country. Nearly half (47%) say that they do not feel informed. Among them, 35% say that they are not well-informed and 12% say they are not informed at all about air quality in their country. Overall more than half (52%) say they feel informed – 11% feel very well-informed, and 41% feel well-informed. (Eurobarometer)

November, 2019

[4.14 Society » Environment/ Disasters](#)

619-620-08 [Danes and Christmas presents \(Click for Details\)](#)

(Denmark) The Danes give 5-10 Christmas gifts away, but some of them end up being swapped in January. YouGov has therefore looked into what gifts the Danes appreciate most. The vast majority of Danes are celebrating Christmas this year (92%), which means exchanging Christmas presents with family and friends. Most (48%) will give between 5-10 gifts away. Many have experienced getting a Christmas gift they cannot use. At least 70% of Danes have returned or exchanged Christmas presents after Christmas, and half (44%) of



us have done so many times. But even though it may be troublesome, the population is divided on the question of whether they prefer to receive surprise gifts or to make a wish list. 43% would prefer surprise gifts, while 38% would prefer to make a wish list. (YouGov)

December 17, 2019

4.7 Society » Morality, Values & Customs / Lifestyle

619-620-09 [One in five wants to work longer in old age](#) (Click for Details)

(Germany) More than one in five Germans (22%) would like to work at least hourly after retirement to achieve themselves, according to a representative survey by the market and opinion research company Ipsos. Among the baby boomers (55-69 years) who will retire in the coming years, the proportion of those who would like to continue working even after retirement is even slightly higher (27%). Gen Z (14-23 years), on the other hand, can comparatively rarely imagine wanting to continue working voluntarily after reaching the statutory retirement age (18%). On the other hand, almost one in five Germans (19%) fear that they will have to go beyond the normal retirement age to maintain their own standard of living. (Ipsos MORI)



December 12, 2019

4.7 Society » Morality, Values & Customs / Lifestyle

619-620-10 [Young people are more likely to feel disenfranchised](#) (Click for Details)

(UK) After the election, people aged 18 to 24 were much more likely to say their vote was irrelevant at 37%, compared to the national average of 29%. Before they had voted, their pessimism was roughly in line with the wider population – a quarter then believed they had no influence on the outcome. The 18-to 24-year-olds were also the unhappiest after the election results were in. Over half voted to put Jeremy Corbyn in power, while only one in five supported a Conservative government. Older voters were a lot more optimistic about the importance of their vote. After the election, seven in ten people who are 65 and over felt their ballots mattered. Coincidentally, two thirds supported the Conservatives. (YouGov)

December 23, 2019

1.1 Domestic Politics » Elections

619-620-11 [In their own words: why voters abandoned Labour](#) (Click for Details)

(UK) Given that Labour's vote share fell by nearly 8%, this was clearly the key dynamic of the campaign, and understanding why these voters left might help the party better understand how they can win them back. The biggest reason for defection, mentioned by 35% of those surveyed, was Jeremy Corbyn and his leadership. Most people didn't expand on this, just mentioning the leader by name. This is consistent with the drop in Jeremy Corbyn's favourability we have seen since 2017 and has clearly alienated voters. In our first poll after this election just 21% of voters had a favourable view of the Labour leader, compared to 46% who did so straight after the election in 2017.

(YouGov)

December 23, 2019

1.1 Domestic Politics » Elections



619-620-12 [Half of couples spend Christmas Day together within a year \(Click for Details\)](#)

(UK) Half of people in relationships spent Christmas Day together within less than a year, while a fifth waited for one to two years. Only one in twenty people (5%) have never spent the 25th with their partner. But things might be changing. About three in five people (61%) who are 45 and older spent Christmas Day together within a year, compared to two in five people (39%) under 45. A third of people aged 18 to 24 and one in eight 25- to 34-year-olds (12%) have never spent Christmas Day with their partner. This is well above the national average of 5%. (YouGov)



December 24, 2019

4.2 Society » Family

619-620-13 [Fascinating maps show huge divide between younger and older voters in general election \(Click for Details\)](#)

(UK) The December poll ended in a Boris Johnson's Conservative Party winning a huge majority of 80 – the biggest the Tories have secured since Margaret Thatcher in the 1987 election. Labour suffered a humiliating defeat, taking just 203 seats – the smallest number of seats the party has won since the 1935 election. The SNP performed strongly, winning 48 of 59 seats in Scotland, while the Lib Dems only managed a disappointing 11. However, data from the election shows that if only 18 to 24-year-olds had voted, Labour would have won a massive 544 seats and the Tories would have secured just four. The SNP would have taken 58 of 59 seats in Scotland, while the Lib Dems would have fared slightly better, with 22 seats. (Evening Standard)

December 30, 2019

1.1 Domestic Politics » Elections

619-620-14 [Britain's best of 2019 \(Click for Details\)](#)

(UK) YouGov Omnibus has asked our panelists what they thought about the year, from the best to the worst events, their favourite actors and best music acts. Donald Trump will take home one major award this year as the person Britons think has had the biggest impact for better or for worse on the world this year. Despite climate activists losing out on the top spot for biggest impact of the year, Britons say global increase in awareness of the impacts of climate change as the best development of 2019 with 26% of the vote share. In terms of the worst events of the year, Britons ranked terrorist attacks across the world as the worst thing to happen with 18% of the vote share, with fires across the Amazon Rainforest and knife crime in the UK coming joint second as worst events of the year with 14%. (YouGov)

December 30, 2019

4.7 Society » Morality, Values & Customs / Lifestyle

619-620-15 [Quarter of Brits will make a New Year's resolution \(Click for Details\)](#)

(UK) YouGov polling reveals that one in four Brits plan on making a new one this year, but they may not do much good - during 2019 most failed to keep to all of their previous resolutions. In 2018, 25% of Britons say they made resolutions, however, a year on, only a quarter (24%) of those who made resolutions have kept all of them. Just under half (47%) of those who made New Year's resolutions say they managed to keep some, but not all – another 28% say they kept none of their



Page 6 of 15

Disclaimer: Gilani's Gallopedia is a not for profit activity and every effort has been made to give attribution to respective polling organizations. All material presented here is available elsewhere as public information. Readers may please visit the original source for further details. Gilani Research foundation does not bear any responsibility for accuracy of data or the methods and does not claim any proprietary rights benefits or responsibilities thereof.

resolutions. Despite this Britons are willing to try again, and 27% of Britons say they are planning on making commitments for 2020. Young Brits are the most likely to make a resolution with 47% of those aged from 18 to 24 saying they will make resolutions, compared to three in ten (30%) of 35 to 44 year olds and just 18% of those aged over 65. (YouGov)

December 31, 2019

4.7 Society » Morality, Values & Customs / Lifestyle

619-620-16 [Keir Starmer comfortably leads Labour leader race \(Click for Details\)](#)

(UK) When asked about the seven candidates most likely to run for leader, 36% of the membership said their top preference was Keir Starmer, 13 points ahead of Rebecca Long Bailey on 23%. Jess Philips is in third place on 12%, while Emily Thornberry, Lisa Nandy, Yvette Cooper, and Clive Lewis all poll in single figures. This excludes the 12% of party members who are undecided. However, the Labour Party uses a preferential voting system to decide its leader, meaning it doesn't just matter who is ahead in this first round - members also get to rank the candidates in order of preference.



(YouGov)

January 01, 2020

1.1 Domestic Politics » Elections

► **NORTH AMERICA**

619-620-17 [Government Ranks as Top U.S. Problem for Third Year \(Click for Details\)](#)

(USA) The 27% of Americans who name the government as the top challenge this year exceeds the average of 22% in 2018 and is the highest annual average for the problem in Gallup records. Gallup has been asking its Most Important Problem question since 1939, including monthly measures since 2001 as part of the Gallup Poll Social Series. The accompanying graph displays the top four issues for each year from 2001 to 2019 based on the average annual results. Aside from partisanship, there is also an age skew to government mentions in 2019. On average, the government is named by 39% of adults aged 65 and older and by 32% of those aged 50 to 64, versus 22% of those aged 30 to 49 and 17% of those aged 18 to 29. (Gallup USA)

December 27, 2019

1.3 Domestic Politics » Governance

619-620-18 [More Americans Celebrating a Secular Christmas \(Click for Details\)](#)

(USA) A December Gallup poll shows that the percentage describing their Christmas celebrations as "strongly religious" has dropped to 35%, down from about half in Gallup's prior measures in 2005 and 2010. Conversely, among those who celebrate Christmas, 26% say their celebrations are "not too religious." This represents an increase of 10 percentage points over the past decade -- and mirrors the percentage of Americans who say religion is "not very important" in their life. With a few exceptions, the percentage of Americans who celebrate Christmas in a "somewhat religious" manner generally falls within two or three points of the national average (32%) across all demographic groups. As a result, the demographic divergence tends to occur at the edges, between those whose observance of Christmas is strongly religious and those for whom Christmas is a secular affair. (Gallup USA)



December 27, 2019

4.1 Society » Religion

619-620-19 [Obama, Trump Tie as Most Admired Man in 2019 \(Click for Details\)](#)

(USA) Americans' choice for most admired man this year is sharply divided along party lines: 41% of Democrats name Obama, while 45% of Republicans choose Trump. Relatively few Democrats choose Trump and relatively few Republicans pick Obama, while independents' choices are divided about equally between the two men. After Obama and Trump, no other man was mentioned by more than 2% of respondents. Eleven percent of Americans named a relative or friend as the man they admire most; 18% named some other living man; and 25% did not name anyone. (Gallup USA)

December 30, 2019

4.7 Society » Morality, Values & Customs / Lifestyle

► AUSTRALASIA

619-620-20 [Australians largely negative on prospects for 2020 \(Click for Details\)](#)

(Australia) A special Roy Morgan web survey shows two-fifths of Australians (40%) think 2020 will be 'worse' than 2019. This represents a significant increase of 26% points from a year ago and is the highest figure for nearly three decades since 1990 – during the midst of Australia's last recession. In addition a record low 12% of Australians think 2020 will be 'better' than 2019 while 41% (up 9%) say 2020 (down 32% from a year ago) will be about the same and 7% (down 3%) don't know. The net negative rating of 28% points is the largest negative gap in the survey's history going back nearly forty years. This exceeds the previous record gap of a net negative rating of 16% points in 1990 when 33% expected the next year (1991) would be better and 49% expected it to be worse. (Roy Morgan)



December 20, 2019

1.5 Domestic Politics » National Image/ Trust

619-620-21 [2019 post-Christmas retail sales to grow 2.3% to \\$18.7 billion \(Click for Details\)](#)

(Australia) Roy Morgan's annual post-Christmas retail sales forecasts conducted in conjunction with the Australian Retailers Association (ARA) project that Australians are set to spend \$18.72 billion across retail stores during the post-Christmas trading period, an increase of 2.3% from a year ago. The post-Christmas retail sales are expected to have a slightly lesser rate of growth than the larger pre-Christmas sales on at present due to the growing impact of the Black Friday and Cyber Monday weekend sales in late November which have gained prominence in the last few years. The ABS Retail Sales data for October showed seasonally adjusted sales of \$27.57 billion, unchanged on September. The lower than expected result doesn't augur well for pre-Christmas sales which are now forecast to increase by between 2.5% to 2.6% on a year ago to \$52.7 billion, a lower forecast range than previously released. (Roy Morgan)



December 20, 2019

3.1 Economy » Perceptions on Performance/ Well-Being

► MULTICOUNTRY STUDIES

619-620-22 [Attitudes of Europeans towards Air Quality \(Click for Details\)](#)

A majority of Europeans (54%) do not feel informed about EU air quality problems in their country. More than half (54%) say that they do not feel informed. Overall more than four in ten (45%) say they feel informed – 6% feel very well-informed, and 39% feel well-informed. The majority of Europeans consider respiratory diseases to be a serious problem in their country (90%), which is a three-percentage point increase since the Eurobarometer Flash survey in 2012. Respondents were then asked whether they believed that air quality in their respective countries had improved, stayed the same, or deteriorated over the last 10 years. 58% consider that air quality has deteriorated in their country over the last ten years, while 28% believe it has stayed the same, 10% say it has improved, and 4% say they don't know.

(Eurobarometer)

November, 2019

4.14 Society » Environment/ Disasters

619-620-23 [A better 2020 year is anticipated by 37% of the global population, while one in four take a pessimistic view on the coming year \(Click for Details\)](#)

People living in the Middle East are predominantly pessimistic (52%), while those living in India and West Asia are predominantly optimistic. On a country by country level, the most optimistic citizens concerning the new year are in Nigeria (73%), Peru and Albania (70%), Kazakhstan (67%) and Armenia (62%). On the pessimistic scale, the ranking is headed by Lebanon (76%), Hong Kong (68%), Jordan (60%) and Italy (59%). Nigeria – with the greatest population in Africa - lead this ranking every year. The top five countries according to the global happiness index are Columbia (88 points), Indonesia (86 points), Ecuador (85 points) and Kazakhstan (83 points), followed by Nigeria and the Philippines with 78 points each. The least happy countries are Jordan (-38 points), Lebanon (-15 points), Syria (-7 points), followed by Hong Kong and Iraq with 5 points each.



(Gallup International Association)

December 27, 2019

4.7 Society » Morality, Values & Customs / Lifestyle

619-620-24 [Globally, women are younger than their male partners, more likely to age alone \(Click for Details\)](#)

Household living arrangements around the world vary by religion, according to a new Pew Research Center study. Muslims have the widest spousal age gap (6.6 years between men and their wives or partners), followed by Hindus (5.6 years), Christians (3.8), Buddhists (2.9), the religiously unaffiliated (2.3) and Jews (2.1). Across the world, women are about twice as likely as men to age alone. One-in-five women ages 60 and older live in a solo household (20%), compared with one-in-ten men (11%). Christians have the widest gap in rates of living alone (30% of Christian women live alone, vs. 14% of Christian men), though Jews also have a wide gap (28% of Jewish women vs. 14% of Jewish men). Relatively few Hindus live alone, regardless of gender (6% of women vs. 2% of men). (PEW)

January, 03, 2019

4.2 Society » Family

Page 9 of 15

Disclaimer: Gilani's Gallopedia is a not for profit activity and every effort has been made to give attribution to respective polling organizations. All material presented here is available elsewhere as public information. Readers may please visit the original source for further details. Gilani Research foundation does not bear any responsibility for accuracy of data or the methods and does not claim any proprietary rights benefits or responsibilities thereof.

Topic of the week:

A better 2020 year is anticipated by 37% of the global population

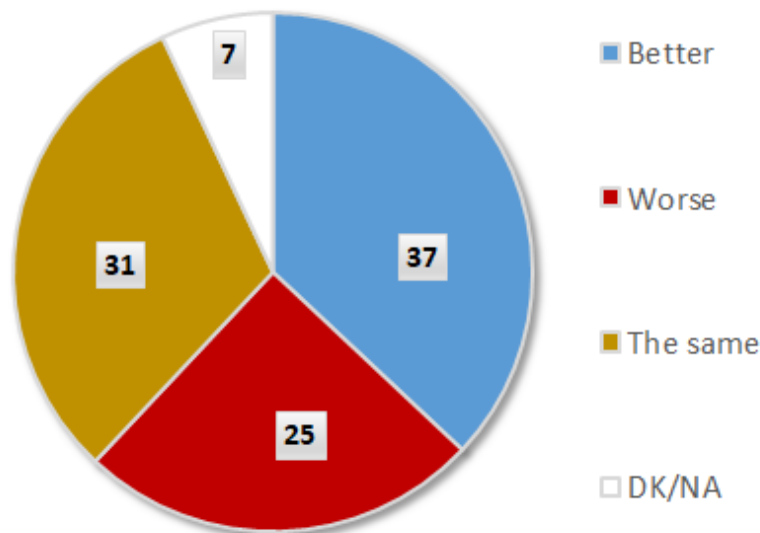
► This page is devoted to opinions of countries whose polling activity is generally not known very widely or where a recent topical issue requires special attention.

[A better 2020 year is anticipated by 37% of the global population, while one in four take a pessimistic view on the coming year](#)

As far as you are concerned, do you think that 2020 will be better, worse or the same as 2019?

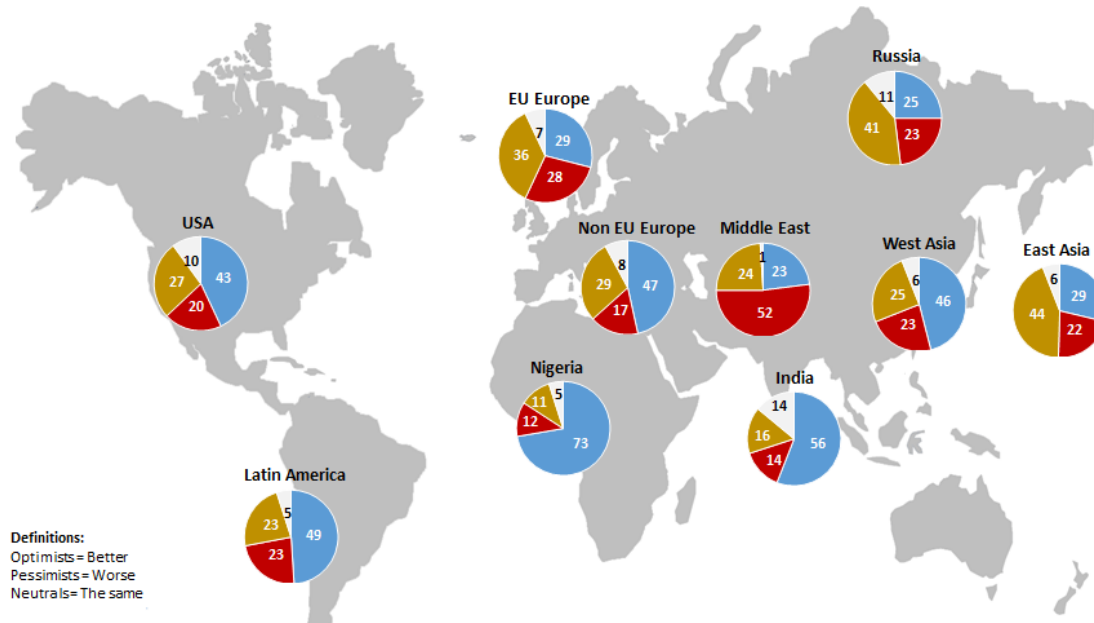
OPTIMISTS: 37 / PESSIMISTS: 25 / NEUTRALS: 31

GLOBAL HOPE INDEX 2020: +19



People living in the Middle East are predominantly pessimistic (52%), while those living in India and West Asia are predominantly optimistic.

As far as you are concerned, do you think that 2020 will be better, worse or the same as 2019?



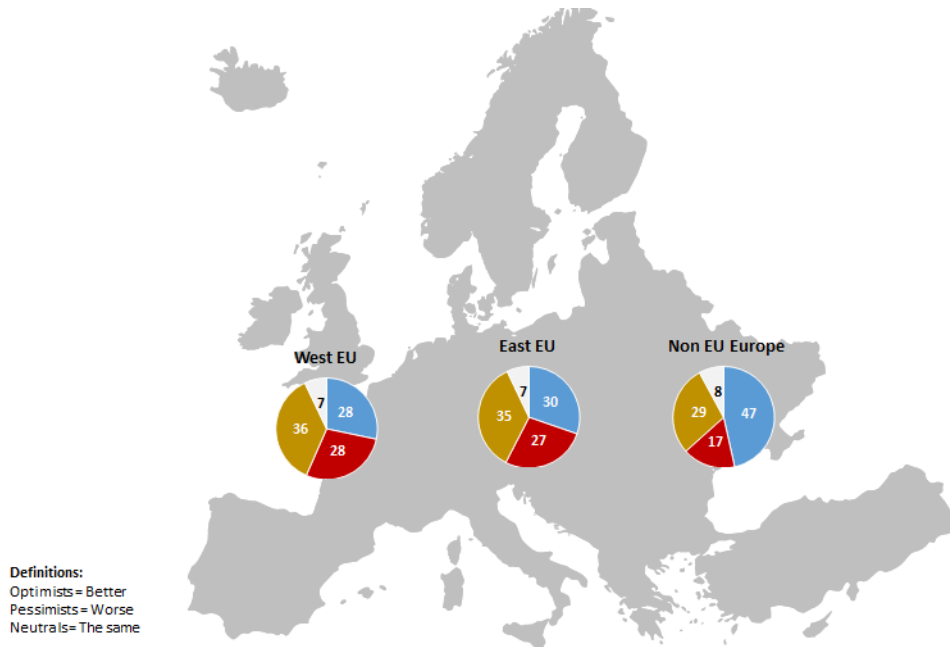
On a country by country level, the most optimistic citizens concerning the new year are in Nigeria (73%), Peru and Albania (70%), Kazakhstan (67%) and Armenia (62%). On the pessimistic scale, the ranking is headed by Lebanon (76%), Hong Kong (68%), Jordan (60%) and Italy (59%).

The global hope and despair index are strongly influenced by the age and education - younger people (up to 34 years of age) and people with a higher education level are significantly more optimistic. Religion, in that respect, is not a deciding factor, with a bold exception - Hindu people are strongly optimistic “by nature”.

Western Europe is the most pessimistic region after the Middle East, while non-EU European countries are almost two times more optimistic than the westerners. Americans are significantly more confident than the Russians in their expectations for a better new year. Nigeria – with the greatest population in Africa - lead this ranking every year.

HOPE INDEX

As far as you are concerned, do you think that 2020 will be better, worse or the same as 2019?



For decades Gallup International Association has been measuring the perception of personal happiness around the globe. In the last couple of years, usually about one out of two inhabitants of the planet declare they are either *very* or *somewhat* happy. This year's results are no exception.

The top five countries according to the global happiness index are Columbia (88 points), Indonesia (86 points), Ecuador (85 points) and Kazakhstan (83 points), followed by Nigeria and the Philippines with 78 points each. The least happy countries are Jordan (-38 points), Lebanon (-15 points), Syria (-7 points), followed by Hong Kong and Iraq with 5 points each. Note that many of these countries have witnessed significant protests over the course of 2019.

Comparison to previous years shows that significantly less people in Russia, Hong Kong, Lebanon and Mexico are reporting happiness, while the latter is increasing strongly in Azerbaijan, Ecuador, Ukraine and Romania.

Country	Very happy	Happy	Neither happy nor unhappy	Unhappy	Very unhappy	Do not know / no response	NET Score
Row %							
AFGHANISTAN	23%	38%	33%	4%	1%	*	56
ALBANIA	6%	46%	34%	10%	5%	*	37
ARGENTINA	29%	32%	27%	5%	4%	4%	52
ARMENIA	13%	60%	23%	2%	1%	1%	70
AUSTRIA	13%	48%	30%	8%	1%	1%	52
AZERBAIJAN	20%	49%	26%	2%	1%	2%	66
BOSNIA & HERZEGOVINA	7%	55%	33%	3%	2%	*	57
BULGARIA	4%	41%	40%	9%	1%	4%	35
COLOMBIA	24%	66%	7%	2%	*	*	88
CZECH REPUBLIC	10%	40%	41%	7%	1%	2%	42
ECUADOR	12%	74%	13%	1%	-	1%	85
FINLAND	6%	52%	31%	9%	2%	1%	47
FRANCE	6%	41%	44%	7%	2%	*	38
GEORGIA	20%	38%	37%	3%	1%	1%	54
GERMANY	7%	44%	38%	8%	2%	1%	41
HONG KONG	4%	29%	39%	21%	7%	*	5
INDIA	13%	47%	30%	8%	2%	*	50
INDONESIA	14%	73%	9%	1%	*	2%	86
IRAQ	10%	34%	18%	27%	12%	*	5
IRELAND	14%	48%	25%	10%	3%	*	49
ITALY	2%	46%	45%	5%	1%	1%	42
JAPAN	16%	46%	25%	3%	1%	9%	58
JORDAN	2%	11%	35%	29%	22%	2%	-38
KAZAKHSTAN	20%	64%	13%	1%	*	2%	83
KOSOVO	26%	44%	20%	6%	2%	2%	62
LEBANON	1%	22%	40%	29%	9%	-	-15
NORTH MACEDONIA	9%	47%	34%	9%	1%	1%	46
MALAYSIA	12%	47%	29%	10%	3%	-	46
MEXICO	27%	45%	20%	3%	3%	2%	66
NIGERIA	38%	48%	6%	5%	3%	1%	78
PAKISTAN	35%	39%	16%	7%	2%	*	65
PERU	25%	47%	26%	1%	*	1%	71
PHILIPPINES	21%	62%	13%	4%	1%	*	78
POLAND	9%	51%	28%	7%	2%	3%	51
ROMANIA	9%	65%	16%	9%	2%	*	63
RUSSIA	7%	35%	34%	14%	4%	5%	24
SERBIA	7%	45%	38%	9%	1%	*	42
REPUBLIC OF KOREA	2%	55%	37%	4%	1%	1%	52
SPAIN	13%	59%	24%	2%	1%	1%	69
SYRIA	3%	25%	36%	18%	17%	1%	-7
THAILAND	6%	58%	30%	6%	-	1%	58
TURKEY	8%	42%	37%	10%	2%	*	38
UKRAINE	11%	40%	30%	13%	5%	1%	38
UK	11%	44%	27%	13%	4%	1%	33
USA	19%	43%	21%	13%	4%	1%	45
VIETNAM	15%	48%	35%	1%	-	-	62

Kantcho Stoychev, President of GIA: *“Our global hope and despair index, reflects first of all, the political and economic situation and the direction of development in every respective country through the eyes of the ordinary people, while the happiness index reveals personal perceptions, closely related to a given national character. It seems that people around the world are about four times happier in their personal lives compared to their lives as citizens of their countries. Kazakhs, Armenians, Indians, Vietnamese, just to name a few, are both happy personally and socially optimistic, while Bosnians, Polish, Koreans and Spaniards are among those who report high levels of personal happiness, combined with high levels of social pessimism. Unhappy personally and socially pessimistic are, for example, the Lebanese and Jordanians, but Syrians and Iraqis are exactly on the opposite end of the scale - they show signs of social optimism, while unhappiness dominates their personal lives.*

In general, social optimism and personal happiness are not related to the wealth of the respective country. The current political situation and its perspectives are the dominating factor.”

(Gallup International Association)

December 27, 2019

Source: <https://gallup.com.pk/a-better-2020-year-is-anticipated-by-37-of-the-global-population-while-one-in-four-take-a-pessimistic-view-on-the-coming-year-gallup-international-association-end-of-year-2019/>

Gilani's Gallopedia (2007-2019)

A Quantitative Analysis

A quantitative analysis of global polls monitored during the 8 year period January 2007 – January 2014

KEY STATISTICS

- 1- Number of Surveys (*a selection on key political and social issues*): \approx 6,805 polls during the period 2007-2014
- 2- Subjects of Interest (*we have made a list of 125 subjects, further grouped into 9 broad categories, namely: **Governance, Globalization** (inclusive of global economic issues) **Global Conflicts** (conflict zones), **Global leaders** (USA and Emerging powers), **Global Environment, Family, Religion, and other miscellaneous***)
- 3- Number of **countries** covered by one or more surveys: \approx 178 during the period 2007-2014
- 4- Number **polling organizations** whose polls have been cited: \approx 358 during the period 2007-2014

