

# Gallopedia

From Gilani Research Foundation

April 2020, Issue # 633\*

Compiled on a weekly basis since January 2007

Gilani's Gallopedia is a weekly Digest of Opinions in a globalized world - one window on global opinion polling compiled by Gilani Research Foundation

## Who are we?

*Gilani's Gallopedia* is a weekly digest of opinions in a globalized world. It provides a one window access to Global Opinion Polls on a weekly basis. It is produced by a team of researchers led by Dr. Ijaz Shafi Gilani, and is a not for profit public service. It is co-edited by Mohsina Ahmed.

Our name reflects the rapid pace at which global polls are brought to the community of pollsters and other interested readers. Gilani's Gallopedia is not related to any polling agency and makes its selection from any publically available poll based on its relevance to our reader's interests. Over the years it has reported polls conducted by over 350 agencies and institutions.

### Contact Details:

**Asra Malik**

Research Executive

Gallup Pakistan





Email: [asra@gallup.com.pk](mailto:asra@gallup.com.pk)



[Topic of the week: \(Click for details\)](#)

## INSIDE THIS ISSUE

THIS WEEKLY REPORT CONSISTS OF **24**  
NATIONAL & MULTI COUNTRY SURVEYS **7**  
POLLING ORGANIZATIONS HAVE BEEN  
REPRESENTED.

Pg 2	<a href="#">Asia zone</a> this week- <b>02</b> national polls	
Pg 3	<a href="#">Africa zone</a> this week- <b>01</b> national polls	
Pg 3	<a href="#">Euro Americas zone</a> this week- <b>16</b> national polls	
Pg 8	<a href="#">Multi-country Studies</a> this week- <b>05</b> national poll	
Pg 10	<a href="#">TOPIC OF THE WEEK:</a> <a href="#">Three Leading Stories:</a> <a href="#">The Pandemic</a> <a href="#">Economy, Global Health</a> <a href="#">and COVID-19</a>	

Countries are represented in blue; Polling organizations are represented in pink. For reference to source of each poll clicks to detail are provided in the text



## Asia Zone

► MIDDLE EAST & NORTH AFRICA; WEST ASIA; SOUTH ASIA; NORTH ASIA; EAST ASIA

### ► CENTRAL ASIA:

633-01 [95% urban Indians support a lockdown to contain the spread of the Coronavirus \(Click for Details\)](#)

(India) A vast majority of urban Indians are confident of the Government's ability to handle the crisis. YouGov's latest data reveals that almost all urban Indians (95%) either strongly agree or agree that a lockdown will help fight the spread of COVID-19. The rest (5%) are either unsure or do not agree with this solution. Data from the latest wave of YouGov's weekly COVID-19 tracker further supports this view and shows the public is overwhelmingly confident of the Government's ability to handle this crisis. Nine in ten (91%) said the Government is doing very well or fairly well in handling the issue of the Coronavirus, up from 87% last week. A very small number (7%) now thinks they are doing very or fairly badly, down from 10% last week.

(YouGov)

March 31, 2020

4.11 Society » Health




### ► MENA:

633-02 [Concern about COVID-19 stabilizes as UAE & KSA residents stay at home & practice social distancing \(Click for Details\)](#)

(UAE) New data from YouGov's COVID-19 tracker (25th- 31st March) shows that the level of fear among residents in the UAE and KSA about contracting the novel Coronavirus has stabilized over the past week and 72% now say they are very or fairly scared about contracting it, up marginally from 69% last week. It seems that the Emiratis in the UAE are most concerned, with 83% saying they are very or fairly scared about getting infected, compared to 79% saying this last week. Arab expats in the country are also more anxious- at 79%, up from 76% last week. In KSA, anxiety has remained stable for both Saudis and expats, but the latter continue being more worried than the locals - with 78% saying they are very scared or fairly scared. (YouGov)

April 02, 2020

4.11 Society » Health





## Africa Zone

▶ WEST AFRICA; EAST AFRICA; CENTRAL AFRICA;  
SOUTHERN AFRICA

### ▶ AFRICA

633-03 [SPOUSAL VIOLENCE POLL RESULT](#) [\(Click for Details\)](#)

(Nigeria) NOIPolls conducted a public opinion poll to gauge the opinion of Nigerians regarding spousal violence in the Country. Initial findings show a 56 percent prevalence rate in violence of husbands against wives with the North West (66 percent) having the highest proportion of respondents who attest to this. The poll further revealed that 47 percent of Nigerians believe that violence by wives against husbands is prevalent with the highest attestation coming from the North West at 57 percent. Differently, 53 percent of respondents opined that this is not prevalent as the North East (67 percent) rank highest regarding those who are of this belief. (NOI Polls)

April 01, 2020

4.2 Society » Family

## Euro Americas Zone

▶ EAST EUROPE, WEST EUROPE; NORTH AMERICA; LATIN AMERICA  
& AUSTRALASIA

### ▶ EUROPE

633-04 [Number of Brits wanting tougher coronavirus restrictions continues to rise](#) [\(Click for Details\)](#)

(UK) In less than a week there has been a 12 point increase in the proportion of people who want to firm up the rules. With the UK entering its third week under lockdown, YouGov's daily coronavirus tracker finds that the public increasingly believe the restrictions imposed on the populace need to become more severe. On Thursday last week 38% of Brits believed that measures needed to get tougher. By Sunday that figure had risen to 46%. The number of people who think that stricter action must be taken is now the same as the number who think the measures are about right – 46%. This figure has fallen from 52% on Thursday. (YouGov)

April 06, 2020

4.11 Society » Health



633-05 [How coronavirus has taken its toll on the nation's mood](#) [\(Click for Details\)](#)

(UK) As recently as early March the nation's mood was unaffected by the virus. Since that point, however, things have taken a turn for the worse. For every week since the tracker launched in July last year the most common emotion in Britain has been "happy", with an average of 50%. As recently as early March 50% of

### Page 3 of 18

**Disclaimer:** Gilani's Gallopedia is a not for profit activity and every effort has been made to give attribution to respective polling organizations. All material presented here is available elsewhere as public information. Readers may please visit the original source for further details. Gilani Research foundation does not bear any responsibility for accuracy of data or the methods and does not claim any proprietary rights benefits or responsibilities thereof.

Britons said this had been how they had felt in the last week. Since then, however, this figure has plummeted to just 26%. In fact, happiness is now only the sixth most commonly cited emotion – behind five negative ones. (YouGov)

April 04, 2020

4.13 Society » Social Problems

633-06 [For the first time in nearly a decade, Britain approves of its government](#) (Click for Details)

(UK) Not since the early days of the Coalition has the government achieved a net positive approval rating. Today YouGov are making our political trackers more accessible than ever, allowing users to explore the data behind over 500 questions we are regularly asking the British public to better understand and track their views towards the biggest political issues of the day. Perhaps the most interesting finding from the project, particularly given the current circumstances, is government approval. When we started tracking this weekly last June, in the dying days of Theresa May's leadership, just one in ten approved of the government's record, compared to over seven times that number (71%) who disapproved. (YouGov)



April 02, 2020

1.3 Domestic Politics » Governance

633-07 [Most Britons want to see footballers take a pay cut](#) (Click for Details)

(UK) More than nine in ten adults think Premier League players should be prepared to take a pay cut during the COVID-19 outbreak. Club bosses and player representatives are meeting this week to discuss how changes to sports leagues brought about by the COVID-19 outbreak will affect footballers' salaries - as clubs begin to place other staff on furlough pay. New YouGov Sport research reveals that the majority (92%) of Brits think the players should be prepared to take a pay cut. Two-thirds (67%) of Brits who think players should reduce their pay believe that any cut should represent 50% or more of footballers' salaries. Three in ten (30%) of Britons saying football players should receive a pay cut think they should forgo 50% of their salary. (YouGov)

April 01, 2020

4.15 Society » Sports

633-08 [Brands which put staff and customers first see popularity surge](#) (Click for Details)

(UK) As Britain settles into its second week of lockdown, daily life has become almost unrecognisable. The retail industry has been hit hard as a direct result of enforced closures and decimated consumer demand, leading many businesses to issue profit warnings, withhold rent and lay off staff. However, there are brands who have reacted well to the crisis and those which have made mistakes. One brand who has reacted well in the public's view is BrewDog, whose joint founders have not only forgone their salaries this year to protect the workforce but have also adapted production lines to produce sanitiser. (YouGov)



April 01, 2020

4.11 Society » Health

633-09 [New mobile phone players continue to lure customers away from network operators](#) (Click for Details)

(UK) YouGov research reveals that mobile virtual network operators (MVNOs) – the providers who use networks from the MNOs who have their own infrastructure - gained over half (54%) of mobile switchers, and lost just 37%, for a net gain of 17%. Meanwhile mobile network operators (MNOs) lost 63% and gained



46%, for a net loss of 17%. While MVNO gains and MNO losses are both down on 2018 (where they were at 23% and 21% respectively), the data suggests that virtual network operators' low-cost, no frills approach to mobile services, which are often just one among other services such as broadband and Pay TV, is continuing to pay off – at the expense of traditional networks. (YouGov)

March 31, 2020

[3.2 Economy » Consumer Confidence/Protection](#)

► **NORTH AMERICA**

633-10 [42% of Parents Worry COVID-19 Will Affect Child's Education \(Click for Details\)](#)

(USA) With the novel coronavirus pandemic forcing the closure of nearly all U.S. schools, administrators, educators and parents across the country are facing the challenge of finding a way for learning to continue. Seven in 10 parents of K-12 students who are currently not in school report that their child is participating in an online distance learning program being run by the public or private school they attend. A quarter of these parents (26%) are home schooling using a curriculum they have selected, while 16% are using an informal, free online learning program not associated with their school and 6% are using a formal, paid private learning program not associated with their school. Eleven percent of parents of K-12 students who are currently not in school say their child is not getting any type of education. (Gallup USA)



March 31, 2020

[4.10 Society » Education](#)

633-11 [U.S. Emotions Mixed After a Tense Month of COVID-19 Response \(Click for Details\)](#)

(USA) Amid this unprecedented disruption in U.S. society, Americans are experiencing a mix of positive and negative emotions. Majorities of Americans report that they felt happiness and enjoyment, but also stress and worry, when asked about the feelings they experienced the previous day. With many Americans at home, nearly half report experiencing boredom (45%). About one in three are experiencing sadness (32%), and about one in four experience anger (24%) or loneliness (24%). Americans' responses don't indicate how their emotions have been affected by the COVID-19 outbreak, but serve as a key baseline of the public's psyche after a month of escalating response to the virus -- by the U.S. government, employers and Americans themselves -- and how their emotions may evolve going forward. (Gallup USA)

April 01, 2020

[4.13 Society » Social Problems](#)

633-12 [Americans Hesitant to Return to Normal in Short Term \(Click for Details\)](#)

(USA) If being out in public were entirely up to them at this moment during the global pandemic, 14% of Americans say they would resume their normal day-to-day activities right now, but the rest would hold off. Currently, most Americans are not free to decide about interacting in public, as they are living under state-ordered restrictions to limit their personal contact with others. Gallup also asked Americans to consider their willingness to return to normal once such government restrictions are formally lifted. Even on this basis, about one in five (22%) say they would resume their normal daily



activities "immediately." Seven in 10 would "wait to see what happens with the spread of the virus before resuming," and 9% would continue to limit their social contact "indefinitely." ([Gallup USA](#))

April 01, 2020

[4.11 Society » Health](#)

**633-13 [Most in U.S Report No Change in Connectedness Amid COVID-19](#) ([Click for Details](#))**

(USA) Although most Americans are experiencing some level of disruption in their daily lives as a result of the novel coronavirus, they largely do not yet feel out of touch with their family and friends. Fifty-four percent report that they do not feel any change in their connectedness to family and friends in the past week, but 28% say they are now less connected and 18% feel more connected. Both men and women, as well as all age groups, are more likely to say their relations have waned than strengthened, but there are differences in magnitude. Women are more likely than men to say their levels of connection have changed, both positively and negatively. As a result, fewer women (48%) than men (59%) report no change in their relations. ([Gallup USA](#))



April 01, 2020

[4.11 Society » Health](#)

**633-14 [Amid School Closures, Children Feeling Happiness, Boredom](#) ([Click for Details](#))**

(USA) At a time when nearly all U.S. children are homebound as COVID-19 has led to school closures, children still largely experience positive emotions, according to reports from their parents. Close to nine in 10 parents of children under the age of 18 say their children experienced enjoyment (89%) and happiness (88%) "during a lot of the day" prior to the day they were interviewed. However, with many children receiving distance learning or being home-schooled for part of the day rather than attending school, 65% of parents report their children are experiencing boredom. Five other emotions -- all negative -- are currently far less common among children, including worry (26%), stress (24%), anger (24%), sadness (20%) and loneliness (20%). ([Gallup USA](#))

April 02, 2020

[4.10 Society » Education](#)

**633-15 [Three-quarters of U.S. Catholics view Pope Francis favorably, though partisan differences persist](#) ([Click for Details](#))**

(USA) Six-in-ten U.S. adults say they have a "very" or "mostly" favorable view of Pope Francis, up from roughly half who said this in September of 2018, when the question was last asked. At that time, a Pennsylvania grand jury had just published a report revealing decades of child sexual abuse by Catholic priests, and former cardinal Theodore McCarrick had recently resigned because of separate sex abuse allegations. Overall, public opinion of Pope Francis is now roughly at the same level as when he assumed the papacy in 2013, but still below higher points in 2015 and 2017, when 70% of U.S. adults said they had a "very" or "mostly" favorable view of the pontiff. ([PEW](#))



April 03, 2020

[4.1 Society » Religion](#)

633-16 [Older people account for large shares of poll workers and voters in U.S. general elections](#) [\(Click for Details\)](#)

(USA) In the 2018 general election, around six-in-ten U.S. poll workers (58%) were ages 61 and older, including roughly a quarter (27%) who were over 70, according to a Pew Research Center analysis of government data from that year's Election Administration and Voting Survey (EAVS), a biennial study of states' administration of federal elections. (This data does not include all states; for more information about the methodology and limitations of this data, see "How we did this.") The same pattern appeared in earlier elections. In the 2016 general election, people ages 61 and older accounted for 56% of poll workers, according to that year's EAVS report. (PEW)



April 06, 2020

1.1 Domestic Politics » Elections

633-17 [Most voters say postponing presidential primaries amid COVID-19 outbreak has been necessary](#) [\(Click for Details\)](#)

(USA) Nearly seven-in-ten registered voters say postponing state primary elections has been a necessary step to address the coronavirus outbreak, according to a Pew Research Center survey. This includes about two-thirds of Republican voters (64%) and 71% of Democratic voters. The survey, conducted March 19-24 – just after Ohio announced it would delay its primary – also finds that majorities of voters who are Democrats and Democratic-leaning independents (68%) would personally feel uncomfortable visiting a polling place to cast their ballot. A smaller majority of Republicans and Republican leaners – who do not have a competitive primary this year – also say they would feel uncomfortable (58%). (PEW)

April 03, 2020

1.1 Domestic Politics » Elections

633-18 [U.S. Latinos among hardest hit by pay cuts, job losses due to coronavirus](#) [\(Click for Details\)](#)

(USA) Around half (49%) of Hispanics say they or someone in their household has taken a pay cut or lost a job – or both – because of the COVID-19 outbreak, compared with 33% of all U.S. adults. Among both Hispanics and the wider public, more people say someone has experienced a pay cut or a reduction in work hours than say someone was laid off or lost a job (40% vs. 29% among Hispanics, 27% vs. 20% among all Americans). A recent Center analysis found about 8 million Hispanic workers were employed in restaurants, hotels and other service-sector positions that are at higher risk of job loss. (PEW)



April 03, 2020

3.3 Economy » Employment Issues

## ► AUSTRALASIA

633-19 [Nearly two-thirds of Australians \(65%\) now say Australian Government is handling COVID-19 well – up 22% in a week](#) [\(Click for Details\)](#)

(Australia) Nearly two-thirds of Australians (65%) now say the Australian Government is handling COVID-19 well, up a large 22% in a week. In addition, now 59% of Australians say the 'worst is yet to come' over the next month in regards to the COVID-19 coronavirus pandemic – down a significant 26% in a week according to a special Roy Morgan web survey of an Australia-wide cross-section of 987 Australians aged 18+

conducted over the weekend of April 4-5, 2020. While previously 38% of those in New South Wales agreed the Australian Government was handling COVID-19 well this has now increased substantially and now a majority of 59% (up 21% in a week) say the Government is handling COVID-19 well which is similar to clear majorities in other states. (Roy Morgan)

April 07, 2020

1.3 Domestic Politics » Governance

## ► MULTICOUNTRY STUDIES

### [633-20 Nearly equal split between respondents of a global survey who believe that there is still time to curtail climate change, and those who say that it is too late \(Click for Details\)](#)

According to a WIN World Survey, 46% respondents over the world agree that it is already too late to curtail climate change. A sample of 29,368 men and women from 40 countries across the globe was asked, "To what extent do you agree or disagree with the following statement: It is already too late to curtail climate change." 46% of the respondents in the participating countries say they somewhat or totally agree with the statement, while 48% said they somewhat or totally disagree. 6% of the respondents did not know or did not respond. In comparison, 63% of Pakistanis agreed with the statement, and 33% disagreed. Younger generations, Gen Z and Gen Y, are the more likely to believe that it is not too late to curtail climate change. (Gallup Pakistan)



April 07, 2020

4.14 Society » Environment/ Disasters

### [633-21 Satisfaction With Healthcare Access Lacking in Spain, Italy \(Click for Details\)](#)

Before the COVID-19 pandemic stretched even some of the best healthcare systems in Europe to their breaking point, majorities of adults living in the European countries hardest hit by the virus were largely satisfied with the access to quality healthcare in their communities. But the sizable segments in each country who were dissatisfied with access to quality care over the past few years suggest weaknesses or gaps existed in their systems before the pandemic -- at least from the public's perspective. In a number of European countries caught in the current coronavirus crossfire, satisfaction with the availability of quality healthcare between 2016 and 2019 was at least at a majority level, ranging from a high of 84% in Germany to a low of 51% in Italy. (Gallup USA)

April 03, 2020

4.11 Society » Health

### [633-22 8 charts on internet use around the world as countries grapple with COVID-19 \(Click for Details\)](#)

We asked women (and men) with children under the age of 18 in their household whether or not they thought it was possible for them personally to be able to dedicate enough time to work to rise to the top of their profession while also spending enough time with their children to be a good parent (our proxy for "having it all"). British women with children in their household are the least likely to think they are able to do so, with just 41% saying they generally think they can have it all. This compares



## Page 8 of 18

**Disclaimer:** Gilani's Gallopedia is a not for profit activity and every effort has been made to give attribution to respective polling organizations. All material presented here is available elsewhere as public information. Readers may please visit the original source for further details. Gilani Research foundation does not bear any responsibility for accuracy of data or the methods and does not claim any proprietary rights benefits or responsibilities thereof.



against 51% among British fathers with kids at home. While this is a noticeable difference, it is worth noting that British fathers scored lower than any other group (both fathers and mothers) from any other country. [\(YouGov\)](#)

March 08, 2020

[4.11 Society » Health](#)

633-23 [More than nine-in-ten people worldwide live in countries with travel restrictions amid COVID-19](#)

[\(Click for Details\)](#)

The movement of people across borders has come to a standstill in much of the world as countries close their borders to visitors – and sometimes their own citizens – in response to the coronavirus outbreak. At least nine-tenths (93%) of the world's population, or 7.2 billion people, lives in countries with restrictions on people arriving from other countries who are neither citizens nor residents, such as tourists, business travelers and new immigrants. Roughly 3 billion people, or 39%, live in countries with borders completely closed to noncitizens and nonresidents, according to a Pew Research Center analysis of border closure announcements and United Nations population data. [\(PEW\)](#)



April 02, 2020

[4.11 Society » Health](#)

633-24 [Annual world survey shows that almost a quarter of people consider themselves unhealthy](#) [\(Click for](#)

[Details\)](#)

Understanding people's perceptions on their health becomes increasingly more important during a global health crisis. Questions on healthy habits and on how individuals conduct their everyday life might help understanding societal changes and trends in terms of healthy behavior and lifestyles. Today more than ever, people's perceptions on their own health and on what to buy or how to behave to stay healthy become essential and topics of global interest. In addition, fear and concerns about the current health crisis, might also depend on how healthy (or unhealthy) people consider themselves. This study was conducted before the global pandemic started, and it focuses more on people's perceptions on food choices and consumption, and lifestyle choices. [\(World Independent Network\)](#)

April 08, 2020

[4.11 Society » Health](#)

## Topic of the week:

### Three Leading Stories: The Pandemic Economy, Global Health and COVID-19

► This page is devoted to opinions of countries whose polling activity is generally not known very widely or where a recent topical issue requires special attention.

#### [The Pandemic Economy: What are Shoppers Buying Online During COVID-19?](#)

##### **The Fastest Growing and Declining E-Commerce Categories**

The COVID-19 pandemic is having a significant impact on every aspect of life, including how people shop for their necessities, and their not-so-necessities.

With online retail sales estimated to reach an eye-watering **\$6.5 trillion** by 2023, the ecommerce sector was already booming. But since the outbreak, online shopping has been catapulted into complete overdrive. Even the largest retailers on the planet are struggling to keep up with the unprecedented consumer demand—but what exactly are people buying?

To answer this question, retail intelligence firm [Stackline](#) analyzed ecommerce sales across the U.S. and compiled a list of the fastest growing and declining ecommerce categories (March 2020 vs. March 2019) with surprising results.

##### **The Frenzy of Buyer Behavior**

As people come to terms with their new living situations, their buying behavior has adapted to suit their needs. While panic buying may have slowed in some countries, consumers continue to stock up on supplies, or “pandemic pantry products”.

Many consumers are also using their newfound time to focus on their health, with [85%](#) of consumers taking up some kind of exercise while in social isolation, and 40% of them saying they intend to keep it up when restrictions are lifted.

These [changing behaviors](#) have resulted in a number of product categories experiencing a surge in demand — and although a lot of them are practical, others are wonderfully weird.

##### **The Fastest Growing Categories**

While the below list features several shelf-stable items, it seems as though consumers are taking matters into their own hands, with bread making machines sitting in second place and retailers selling out of their top models.

It's clear from the list that consumers are considering positive changes to their lifestyle while in isolation, as fitness, smoking cessation, and respiratory categories are all experiencing growth.

Explore the **100 fastest growing** product categories below:

Rank	Category	% Change in March (2020 vs. 2019)
------	----------	-----------------------------------

## Page 10 of 18

**Disclaimer:** Gilani's Gallopedia is a not for profit activity and every effort has been made to give attribution to respective polling organizations. All material presented here is available elsewhere as public information. Readers may please visit the original source for further details. Gilani Research foundation does not bear any responsibility for accuracy of data or the methods and does not claim any proprietary rights benefits or responsibilities thereof.

Rank	Category	% Change in March (2020 vs. 2019)
#1	Disposable Gloves	670%
#2	Bread Machines	652%
#3	Cough & Cold	535%
#4	Soups	397%
#5	Dried Grains & Rice	386%
#6	Packaged Foods	377%
#7	Fruit Cups	326%
#8	Weight Training	307%
#9	Milk & Cream	279%
#10	Dishwashing Supplies	275%

Showing 1 to 10 of 100 entries

PreviousNext

Interestingly, toilet paper has seen more growth than baby care products, and cured meats have seen more growth than water. But while some categories are experiencing a drastic increase in demand, others are slumping in the pandemic economy.

**The Fastest Declining Categories**

An unprecedented wave of event and vacation cancellations is having a [huge impact](#) on the products people consume. For instance, luggage and suitcases, cameras, and men's swimwear have all seen a dip in sales.

See the full list of **100 fastest declining** categories below:

Rank	Category	% Change in March (2020 vs. 2019)
#1	Luggage & Suitcases	-77%
#2	Briefcases	-77%
#3	Cameras	-64%
#4	Men's Swimwear	-64%
#5	Bridal Clothing	-63%
#6	Men's Formal Wear	-62%

Rank	Category	% Change in March (2020 vs. 2019)
#7	Women's Swimwear	-59%
#8	Rash Guards	-59%
#9	Boy's Athletic Shoes	-59%
#10	Gym Bags	-57%

Showing 1 to 10 of 100 entries

PreviousNext

Regardless of which list a product falls under, it is clear that the pandemic has impacted retailers of every kind in both positive and negative ways.

**The New Normal?**

Officially the world's largest retailer, [Amazon](#) has announced it can no longer keep up with consumer demand. As a result, it will be delaying the delivery of non-essential items, or in some cases not taking orders for non-essentials at all.

This presents a double-edged sword, as the new dynamic that is bringing some retailers unprecedented demand could also bring about an untimely end for others.

Meanwhile, the question remains: will this drastic change in consumer behavior stabilize once we flatten the curve, or is this our new normal?

(Visual Capitalist)

April 08, 2020

Source: <https://www.visualcapitalist.com/shoppers-buying-online-ecommerce-covid-19/>

**[Annual world survey shows that almost a quarter of people consider themselves unhealthy](#)**

Understanding people's perceptions on their health becomes increasingly more important during a global health crisis. Questions on healthy habits and on how individuals conduct their everyday life might help understanding societal changes and trends in terms of healthy behavior and lifestyles. Today more than ever, people's perceptions on their own health and on what to buy or how to behave to stay healthy become essential and topics of global interest. In addition, fear and concerns about the current health crisis, might also depend on how healthy (or unhealthy) people consider themselves.

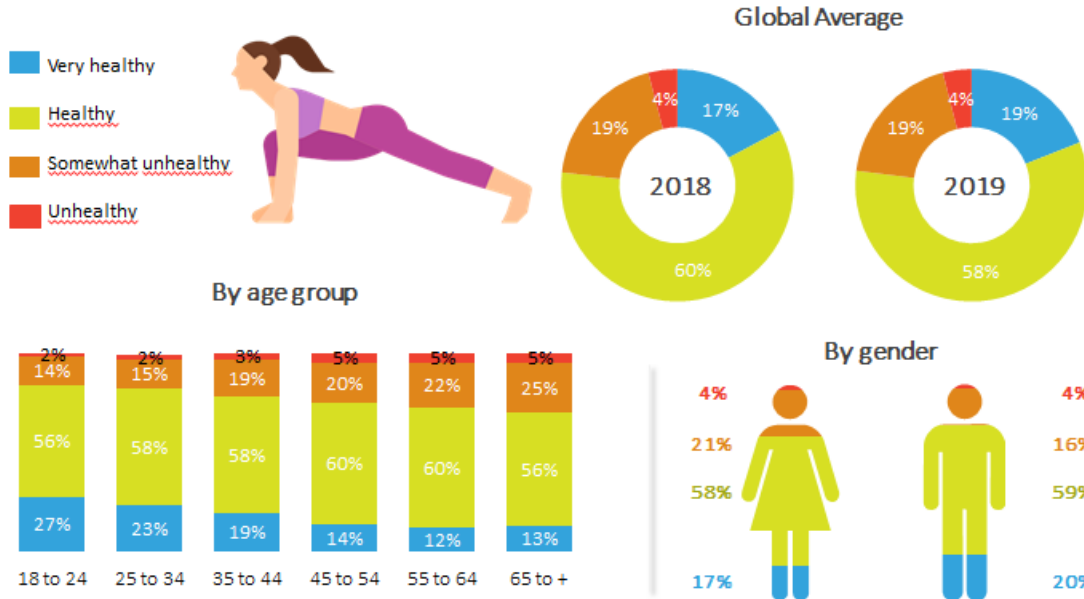
This study was conducted before the global pandemic started, and it focuses more on people's perceptions on food choices and consumption, and lifestyle choices. Despite it does not include medical questions nor virus-related questions, this research sheds light on health behaviors and habits which are deeply connected to how vulnerable people might feel right now.



HEALTH SELF-PERCEPTION

% within total population

OVERALL HEALTH PERCEPTION



Compared to 2018, in 2019 people’s perceptions on their health do not vary: 77% consider themselves healthy (very healthy + healthy) and 23% unhealthy (somewhat unhealthy + unhealthy). The latter might represent the ones experiencing higher infection risks during the current health emergency. Older people (65+) who consider themselves unhealthy are almost twice the amount of younger people (18-24) who consider themselves unhealthy (30% vs. 16%).

Poland (50%) and Honk Kong (41%) are the countries with the highest percentage of respondents considering themselves unhealthy, while Canada (95%) and Indonesia (93%) are the countries where percentage of citizens considering themselves healthy are the highest.

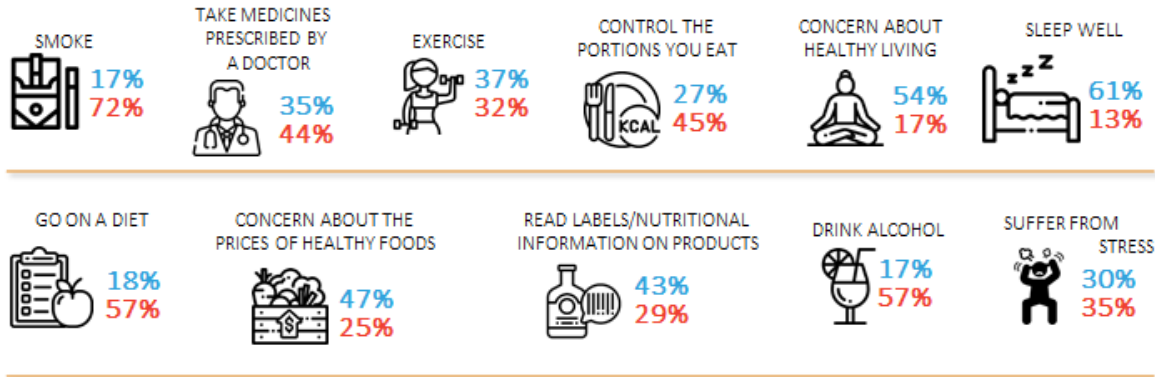
**This survey explored eleven health-related habits and five food consumption behaviors, with some surprising results:**

Summary of health-related habits– TTB vs BTB

% within total population

HOW OFTEN DO PEOPLE ...?

■ A lot/ very often / Moderately/ fairly often ■ Very little/ occasionally/ Never

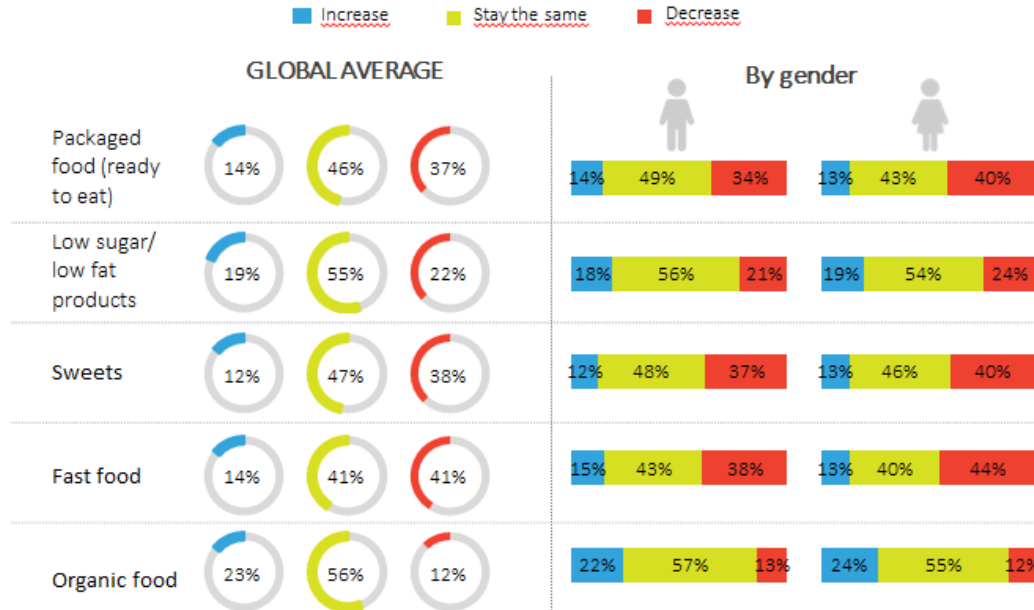


From the seven behaviors tracked, minor changes were observed compared to the previous year. There is a slight increase in the number of people taking medicines (regularly) prescribed by a doctor (often or somewhat often: from 34% in 2018 to 35% in 2019). The number of people going on a diet also increased (often or somewhat often: 15% vs 18%). While the number of people suffering from stress and people doing exercise remain the same (30% and 37% respectively), there is a decrease in the number of people who smoke and drink alcohol: -2 and -3 points respectively. This survey also shows a worrying fall in the number of people that sleep well (from 64% to 61%). New behaviors measured in this wave show that people are trying to improve their life by choosing healthy lifestyles.

More than half of the world population (54%) is (a lot or moderately) concerned about healthy living: 43% read labels/nutritional information on products, 47% are concerned about the prices of healthy food, 27% control the portions they eat.

**Food consumption**  
% within total population

IN THE LAST YEAR, DID YOUR CONSUMPTION AT THESE FOOD INCREASE, STAY THE SAME OR DECREASE?



Food consumption shows the same trend: 37% of people reduced their consumption of packaged food, 41% eats less fast food and 38% reduced the amount of sweets. Also, 23% increased their consumption of organic food and 19% is having more low-sugar/low-fat products in their daily diet.

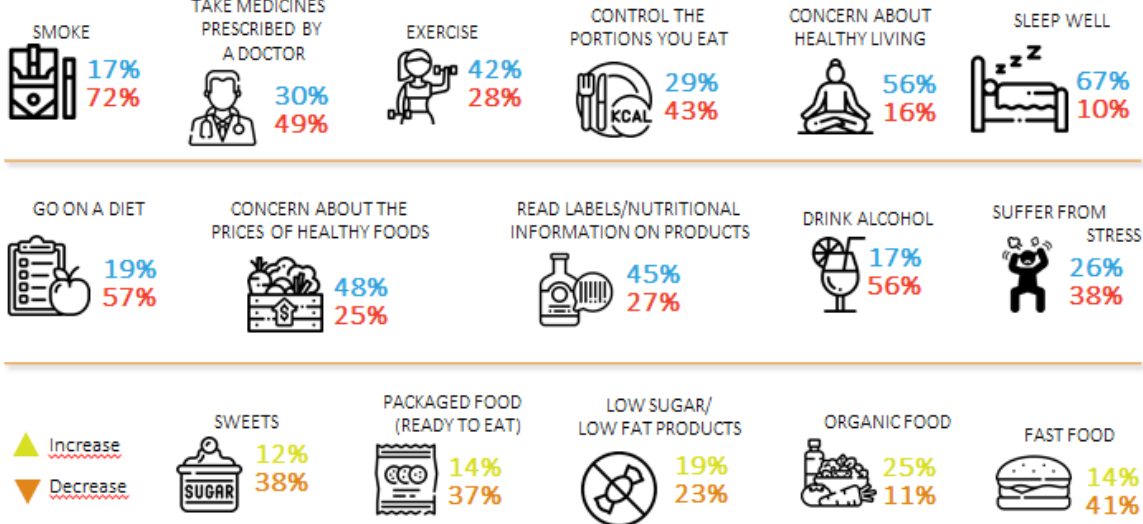
Important differences between age groups should be noted: while older people conduct a healthier lifestyle (less packaged food, less sweets, less fast food), young people tend to behave the other way around, a result probably related to health perceptions. However, organic food consumption is increasing more among young people than among older ones.

**Behaviors & consumption**

% within healthy people

**BEHAVIORS AND FOOD CONSUMPTION AMONG PEOPLE SELF-PERCEIVED AS HEALTHY**

■ A lot/ very often / Moderately/ fairly often ■ Very little/ occasionally/ Never



There are some differences in terms of behavior and food consumption between people who consider themselves healthy (77%) and people that feel to conduct an unhealthy life (23%): the former exercise more often (42%), read products' labels (48%), don't suffer from stress (38%), eat organic food (29%) and consume low-sugar/low-fat products (25%). People who consider themselves less healthy usually take more medicines prescribed by a doctor (54%), don't exercise (46%) and suffer from stress (46%).

**Vilma Scarpino, President of WIN International, said:**

“Health is the centerpiece of our daily life, and we are learning during these difficult times how much individuals' health is deeply related to society's wealth and wellness as a whole. Our global survey with data from 29,575 people across 40 countries reveals a growing trend in terms of healthy lifestyles, due to people's concern about their health. However, the survey reports minor changes compared to the previous year, which means there is a need to stress even more the importance of health and wellness messages to achieve better results. The wide-ranging data in this report is important and fascinating: WIN International wishes to contribute with these data to improve the world health.”

(World Independent Network)

April 08, 2020

**Source:** <https://gallup.com.pk/annual-world-survey-shows-that-almost-a-quarter-of-people-consider-themselves-unhealthy/>



## [Gallopedia: Letter to WAPOR Colleagues](#)

Here is a summary of three findings and proposals for discussion and discourse in our opinion research community:

### **1. UPDATED DIRECTORY OF WORLDWIDE POLLS:**

The number of countries polled has risen to 56. The total polls in the directory have risen to 219. ([Click for details](#))

### **2. INPUT FOR WAPOR INITIATIVE ON COMMON CORE MODULE (CCM) OF QUESTIONS ON COVID-19**

Gilani's Gallopedia provides its input for a WAPOR initiative on COVID-19 Core Module of Questions for Comparative studies and Trend data. As a result of consulting 219 polls from across 56 countries and specifically taking into account the proposals initiated by Dr Amir Farmanesh, we are putting forth a module of six questions designed to construct six indices namely, Perceived Personal Threat, Duration of Threat, Capacity of National Health Services, Cause of Coronavirus, Threat to Liberties, and Trade-off between Human Health and Economic Health. ([Click for details](#))

### **3. INPUT FOR FUTURE RESEARCH TOPICS**

Gilani's Gallopedia input for future studies based on growing polling data and WHO statistical tracking data: How and Why a 'Local' Disease Causes 'Global' Threat? ([Click for details](#))

(Gilani's Gallopedia)

April 10, 2020

Source: <http://www.gilanifoundation.com/>

## Gilani's Gallopedia (2007-2019)

### A Quantitative Analysis

A quantitative analysis of global polls monitored during the 8 year period January 2007 – January 2014

#### KEY STATISTICS

- 1- Number of Surveys (*a selection on key political and social issues*):  $\approx$  6,805 polls during the period 2007-2014
- 2- Subjects of Interest (*we have made a list of 125 subjects, further grouped into 9 broad categories, namely: **Governance, Globalization** (inclusive of global economic issues) **Global Conflicts** (conflict zones), **Global leaders** (USA and Emerging powers), **Global Environment, Family, Religion, and other miscellaneous***)
- 3- Number of **countries** covered by one or more surveys:  $\approx$  178 during the period 2007-2014
- 4- Number **polling organizations** whose polls have been cited:  $\approx$  358 during the period 2007-2014

